

Allegan County Board of Commissioners



County Services Building
3283 – 122nd Avenue
Allegan, MI 49010
269-673-0203 Main Office
269-686-5331 Main Fax
<http://www.allegancounty.org>

*Jim Storey, Chairperson
Dean Kapenga, Vice Chairperson*

BOARD PLANNING SESSION-AGENDA

Thursday, December 8, 2022, @ 9:00AM

County Services Building, Board Room

Virtual Meeting Options - Instructions **Attached**

DISTRICT 1

Dean Kapenga
616-218-2599
dkapenga@
allegancounty.org

9:00AM

CALL TO ORDER:

ROLL CALL:

OPENING PRAYER: Commissioner Gale Dugan

PLEDGE OF ALLEGIANCE:

PUBLIC PARTICIPATION:

ADDITIONAL AGENDA ITEMS:

APPROVAL OF AGENDA:

DISTRICT 2

Jim Storey
616-848-9767
jstorey@
allegancounty.org

DISTRICT 3

Max R. Thiele
269-673-4514
mthiele@
allegancounty.org

CLOSED SESSION: Tax Reversion

DISCUSSION ITEMS:

1. Boards & Commissions Appointments/Elections
2. Administrative Update

DISTRICT 4

Mark DeYoung
616-318-9612
mdeyoung@
allegancounty.org

OTHER ITEMS:

PUBLIC PARTICIPATION:

FUTURE AGENDA TOPICS:

1. Administrative Update

DISTRICT 5

Tom Jessup
269-637-3374
tjessup@
allegancounty.org

DISTRICT 6

Gale Dugan
269-694-5276
gdugan@
allegancounty.org

ADJOURNMENT: Next Meeting—Thursday, January 5, 2023, 9:00AM @ COUNTY SERVICES BUILDING, BOARD ROOM.

DISTRICT 7

Rick Cain
269-744-7918
rcain@
allegancounty.org

Mission Statement

“The Allegan County Board of Commissioners shall plan, develop, and evaluate the necessary policies and resources to ensure our county continues to progress and prosper”



Allegan County Board of Commissioners

STEP 1: Connect to the Meeting

- OPTION 1: Zoom over Telephone

- Call (929) 205-6099 -or- (312) 626-6799 -or- (253) 215-8782
- Type in Meeting ID: 891 6032 7098, then #, then # again
- Type in Meeting Password: 120822, then #

- To raise your hand to speak, press *9
- To Mute and Unmute, press *6

<STOP here>

You do not have to continue reading the rest of the instructions.

- OPTION 2: Youtube

- Open Internet Explorer or Chrome
- Navigate to <https://www.youtube.com/channel/UCQIiZQstN2Pa57QAItAWdKA>
- Click on image of “Live” video

<STOP here>

You do not have to continue reading the rest of the instructions.

- OPTION 3: Zoom over Web browser

- Open Internet Explorer or Chrome
- Navigate to <https://zoom.us/j/89160327098>
- Meeting Password: 120822

<Continue with the rest of the instructions>

STEP 2: Enter registration information

Webinar Registration - Zoom

zoom.us/webinar/register/WN_YneHxuk_SjqfnMwchbtUEg

Webinar Registration

Topic: BOC Meeting - 4/9/2020

Time: Apr 9, 2020 01:00 PM in Eastern Time (US and Canada)


* Required information


First Name *

Last Name *

Email Address *

Confirm Email Address *

I'm not a robot  reCAPTCHA Privacy - Terms

Select all images with 

VERIFY

US Dollars

Lang

Er

Curre

Support

Test Zoom

Account

Support Center

Live Training

Feedback

Contact Us

Accessibility

Sales

1.888.799.9666

Contact Sales

Plans & Pricing

Request a Demo

Webinars and Events

Download

Meetings Client

Zoom Rooms Client

Browser Extension

Outlook Plug-in

Lync Plug-in

iPhone/iPad App

Android App

About

Zoom Blog

Customers

Our Team

Why Zoom

Features

Careers

Integrations

Partners

Investors

1. Enter name and email

2. Click this box

4. Click when done.

3. Answer challenge question

STEP 3: This Window will appear when connected.



STEP 4: Adjust audio settings (if needed)

The image shows a Zoom meeting interface with the 'Settings' window open to the 'Audio' tab. A vertical black bar on the left side of the meeting window has a blue arrow labeled '1' pointing to it. A blue arrow labeled '2' points from the 'Audio' tab in the settings window to the meeting content area. The meeting content area displays the name 'Economic Development - Greg King, Director' and 'ADMINISTRATIVE REPORTS:'. Below this, it says 'CONSENT ITEMS:' followed by a list item: '1. Motion to approve of claims paid and to incorporate into proceedings of the Board (3/20/20 & 3/27/20)'. The 'Settings' window shows the 'Audio' section with 'Remote Audio' selected in the 'Speaker' dropdown, 'Test Mic' in the 'Microphone' dropdown, and volume sliders for both. Other options include 'Automatically adjust volume' (checked), 'Use separate audio device to play ringtone simultaneously' (unchecked), 'Automatically join audio by computer when joining a meeting' (unchecked), 'Mute my microphone when joining a meeting' (unchecked), 'Press and hold SPACE key to temporarily unmute yourself' (checked), and 'Sync buttons on headset' (checked). An 'Advanced' button is visible at the bottom right of the settings window.

Audio Settings

- Select a Speaker
 - ✓ Remote Audio
 - Same as System
 - Test Speaker & Microphone...
 - Leave Computer Audio
 - Audio Settings...

Settings

Audio

Speaker: Test Speaker, Remote Audio

Output Level: [Slider]

Volume: [Slider]

Microphone: Test Mic

Input Level: [Slider]

Volume: [Slider]

Automatically adjust volume

Use separate audio device to play ringtone simultaneously

Automatically join audio by computer when joining a meeting

Mute my microphone when joining a meeting

Press and hold SPACE key to temporarily unmute yourself

Sync buttons on headset

Advanced

Economic Development - Greg King, Director
ADMINISTRATIVE REPORTS:

CONSENT ITEMS:

1. Motion to approve of claims paid and to incorporate into proceedings of the Board (3/20/20 & 3/27/20)

DISTRICT 4
Mark DeYoung
818-318-9612
mdeyoung@allegancounty.org

269-673-4514
mthiele@allegancounty.org


Chat Raise Hand Q&A

STEP 5: Raise hand to be recognized to speak.

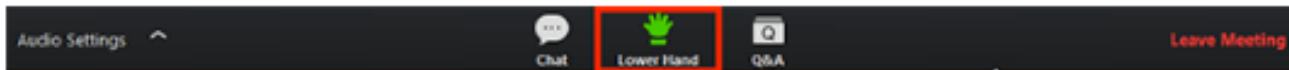
- Once “Raise Hand” is clicked, the Board Chairperson will receive notice and may UNMUTE your microphone when ready and verbally recognize you to speak.

On bottom of screen.

1. Click **Raise Hand** in the Webinar Controls.



2. The host will be notified that you've raised your hand.
3. Click **Lower Hand** to lower it if needed.



STEP 6: To leave the meeting

The screenshot shows a Zoom meeting interface. At the top, a green banner reads "You are viewing Allegan County Administration's screen" with a "View Options" dropdown. In the top right corner, there is an "Enter Full Screen" button. The main content is a document viewer displaying a Microsoft Word document titled "BOC20200409_agenda [Compatibility Mode] - Word". The document header includes the "Allegan County Board of Commissioners" logo and contact information for County Services Building, including address, phone, fax, and website. Below the header, the document title is "BOARD OF COMMISSIONERS MEETING – AGENDA". The agenda items are listed by district: DISTRICT 1 (Dean Kasperge), DISTRICT 2 (Jim Storey), DISTRICT 3 (Max R. Thiele), and DISTRICT 4 (Mick DeYoung). The agenda items include "Virtual Meeting – Connectivity Instructions Attached", "1PM CALL TO ORDER: ROLL CALL: OPENING PRAYER: PLEDGE OF ALLEGIANCE: COMMUNICATIONS: Attached APPROVAL OF MINUTES: Attached", "PUBLIC PARTICIPATION: ADDITIONAL AGENDA ITEMS: APPROVAL OF AGENDA: PRESENTATIONS: PROCLAMATIONS: INFORMATIONAL SESSION: Attached ADMINISTRATIVE REPORTS:", and "CONSENT ITEMS:". The document footer shows "PAGE 1 OF 2 251 WORDS" and a zoom level of "100%". At the bottom of the Zoom window, there is a control bar with "Audio Settings", "Chat", "Raise Hand", "Q&A", and a red "Leave Meeting" button. A large blue arrow points to the "Leave Meeting" button.