

# Allegan County Ground Water Study Ad-Hoc Work Group



Human Services Building  
3255 – 122<sup>nd</sup> Avenue  
Allegan, MI 49010  
269-673-5411 Main Office  
269-673-4172 Main Fax  
<http://www.allegancounty.org>

Chairperson, Tom Kunetz  
Vice-Chairperson, John "Ric" Curtis

Dean Kapenga,  
County Commissioner  
Representative  
[dakapenga@allegancounty.org](mailto:dakapenga@allegancounty.org)

Chad Kraai,  
Well Driller  
[chad@kraaiwelldrilling.com](mailto:chad@kraaiwelldrilling.com)

Brian Talsma,  
Conservation District  
Representative  
[brian.talsma@macd.org](mailto:brian.talsma@macd.org)

Doug Sweeris,  
Municipal Water Supply  
Representative  
[dsweeris@cityofallegan.org](mailto:dsweeris@cityofallegan.org)

Erick Elgin,  
Academic Representative  
[elgineri@msu.edu](mailto:elgineri@msu.edu)

Jay Drozd,  
Agriculture Representative  
[javdrozd@yahoo.com](mailto:javdrozd@yahoo.com)

John "Ric" Curtis, Vice-chair  
Community Representative  
[ric\\_curtis@comcast.net](mailto:ric_curtis@comcast.net)

John Shagonaby,  
Tribal Representative  
[John.Shagonaby@qilt-nsn.gov](mailto:John.Shagonaby@qilt-nsn.gov)

Tom Kunetz, Chair  
Community Representative  
[tomkunetz@gmail.com](mailto:tomkunetz@gmail.com)

Zachary Curtis,  
Consultant  
[zach@magnet4water.com](mailto:zach@magnet4water.com)

## WATER STUDY WORKGROUP – AGENDA

Wednesday, March 15, 2023 – 2PM

County Services Building – Board of Commissioners Meeting Room  
3255 122<sup>nd</sup> Avenue, Allegan, MI 49010  
Virtual Meeting Options – Connectivity Instructions

2PM      **CALL TO ORDER:**  
**ROLL CALL:**  
**PUBLIC PARTICIPATION:**  
**PRESENTATIONS:**  
**COMMUNICATIONS:**  
**DISCUSSION ITEMS:**

- 1) Review action items (Dunham)
- 2) Review final draft of RFP for Groundwater Protection Strategy (Kalnins)
- 3) Phase 2 Report: Recommended Next Steps (Z. Curtis)
- 4) Monitoring Wells: Recommended Locations based on Geology and Water Supply (Z. Curtis)

---

## **PUBLIC PARTICIPATION:** **ADJOURNMENT:**

### Workgroup Tasks and Deliverables:

1. Review the final Allegan County Groundwater Study, conducted by Hydrosimulatics, Inc. and submitted to the Board on March 25, 2021.
2. Provide regular updates to the Board and a final written summary of observations and recommendations of the workgroup, within one-year of the appointment of its members, relative to the study content (and any other aspects of Allegan County's current and future state relative to water quality, including recommendations for how the County (as a geographic area) should proceed with next steps (if any) and provide particular focus on Hydrosimulatics, Inc. recommendation to pursue an interactive Decision Support System. All recommendations must be specific as to the management/oversight model, funding, root need/issue to be addressed and expected results of any next steps to be considered.
3. The Allegan County Health Department will participate in the discussions of the work group and will provide administrative support, guidance and expertise.
4. As an ad-hoc workgroup, the work of the group will be considered complete upon the delivery of item number 2 above.



# Allegan County

# Water Study Group



Allegan County  
3283 122<sup>nd</sup> Ave  
Allegan, MI 49010

# STEP 1: Connect to the Meeting

- **OPTION 1: Zoom over Telephone**

- Call (929) 205-6099 -or- (312) 626-6799 -or- (253) 215-8782
- Type in Meeting ID: 897 7693 0617, then #, then # again
- Type in Meeting Password: 2023, then #
- To raise your hand to speak, press \*9
- To Mute and Unmute, press \*6

<STOP here>

You do not have to continue reading the rest of the instructions.

- **OPTION 2: Zoom over Web browser**

- Open Internet Explorer or Chrome
- Navigate to <https://zoom.us/j/89776930617>

- Meeting Password: 2023

<Continue with the rest of the instructions>

# STEP 2: Enter registration information

Webinar Registration - Zoom

zoom.us/webinar/register/WN\_YneHxuk\_SjqfnMwchbtUEg

## Webinar Registration

Topic: BOC Meeting - 4/9/2020

Time: Apr 9, 2020 01:00 PM in Eastern Time (US and Canada)


\* Required information


First Name \*

Last Name \*

Email Address \*

Confirm Email Address \*

I'm not a robot  reCAPTCHA Privacy - Terms

Select all images with 

reCAPTCHA VERIFY

US Dollars

Footer:

- About: Zoom Blog, Customers, Our Team, Why Zoom, Features, Careers, Integrations, Partners, Investors
- Download: Meetings Client, Zoom Rooms Client, Browser Extension, Outlook Plug-in, Lync Plug-in, iPhone/iPad App, Android App
- Sales: 1.888.799.9666, Contact Sales, Plans & Pricing, Request a Demo, Webinars and Events
- Support: Test Zoom, Account, Support Center, Live Training, Feedback, Contact Us, Accessibility

1. Enter name and email

2. Click this box

3. Answer challenge question

4. Click when done.

STEP 3: This Window will appear when connected.



# STEP 4: Adjust audio settings (if needed)


The screenshot shows the Zoom application interface. A large black vertical bar on the left side of the screen is highlighted with a blue arrow labeled '1'. A blue arrow labeled '2' points to the 'Audio' settings panel on the right. The 'Audio' settings panel includes a list of categories on the left: General, Video, Audio (highlighted), Share Screen, Virtual Background, Recording, Statistics, Feedback, Keyboard Shortcuts, and Accessibility. The main settings area for Audio includes: Speaker (Test Speaker, Remote Audio), Output Level, Volume slider, Microphone (Test Mic), Input Level, Volume slider, and checkboxes for 'Automatically adjust volume', 'Use separate audio device to play ringtone simultaneously', 'Automatically join audio by computer when joining a meeting', 'Mute my microphone when joining a meeting', 'Press and hold SPACE key to temporarily unmute yourself', and 'Sync buttons on headset'. An 'Advanced' button is at the bottom right of the settings panel. In the bottom left corner, a small 'Audio Settings' window is open, showing options: 'Select a Speaker', 'Remote Audio' (checked), 'Same as System', 'Test Speaker & Microphone...', 'Leave Computer Audio', and 'Audio Settings...'. The background shows a meeting agenda with items like 'Economic Development - Greg King, Director' and 'ADMINISTRATIVE REPORTS: CONSENT ITEMS: 1. Motion to approve of claims paid and to incorporate into proceedings of the Board (3/20/20 & 3/27/20)'. The bottom of the screen shows the Zoom meeting controls: Chat, Raise Hand, and Q&A.

# STEP 5: Raise hand to be recognized to speak.

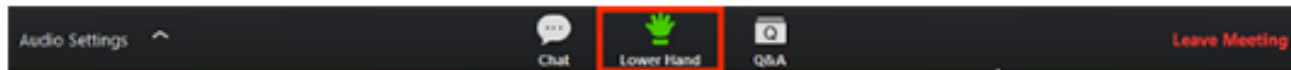
- Once “Raise Hand” is clicked, the Board Chairperson will receive notice and may UNMUTE your microphone when ready and verbally recognize you to speak.

On bottom of screen.

1. Click **Raise Hand** in the Webinar Controls.



2. The host will be notified that you've raised your hand.
3. Click **Lower Hand** to lower it if needed.



# STEP 6: To leave the meeting

The screenshot shows a Zoom meeting window. At the top, a green banner reads "You are viewing Allegan County Administration's screen" with a "View Options" dropdown. In the top right corner, there are window control buttons and an "Enter Full Screen" button. The main content is a document viewer displaying a Microsoft Word document titled "BOC20200409\_agenda [Compatibility Mode] - Word". The document header includes the "Allegan County Board of Commissioners" logo and contact information for County Services Building, Allegan, MI 49010, and lists Jim Storey as Chairperson and Gale Dugan as Vice Chairperson. The document title is "BOARD OF COMMISSIONERS MEETING - AGENDA". The agenda items are listed under four districts: DISTRICT 1 (Dean Kasperge), DISTRICT 2 (Jim Storey), DISTRICT 3 (Max R. Thiele), and DISTRICT 4 (Marilyn DeYoung). The agenda items include: Virtual Meeting - Connectivity Instructions (Attached), 1PM CALL TO ORDER, ROLL CALL, OPENING PRAYER, PLEDGE OF ALLEGIANCE, COMMUNICATIONS: Attached, APPROVAL OF MINUTES: Attached, PUBLIC PARTICIPATION, ADDITIONAL AGENDA ITEMS, APPROVAL OF AGENDA, PRESENTATIONS, PROCLAMATIONS, INFORMATIONAL SESSION: Attached, ADMINISTRATIVE REPORTS, and CONSENT ITEMS. At the bottom of the document viewer, it shows "PAGE 1 OF 2" and "251 WORDS". Below the document viewer is a Zoom meeting control bar with icons for "Audio Settings", "Chat", "Raise Hand", and "Q&A". A red "Leave Meeting" button is located in the bottom right corner of the control bar. A large blue arrow points to this button.