

Allegan County Board of Commissioners



County Services Building
3283 – 122nd Avenue
Allegan, MI 49010
269-673-0203 Main Office
269-686-5331 Main Fax
<http://www.allegancounty.org>

Jim Storey, Chairperson
Dean Kapenga, Vice Chairperson

BOARD PLANNING SESSION-AGENDA

Thursday, March 23, 2023, @ 9:00 AM
County Services Building, Board Room
Virtual Meeting Options Attached

DISTRICT 1

Jim Storey
616-848-9767
jstorey@
allegancounty.org

9:00 AM

CALL TO ORDER:

ROLL CALL:

OPENING PRAYER: Commissioner Mark DeYoung

PLEDGE OF ALLEGIANCE:

PUBLIC PARTICIPATION:

ADDITIONAL AGENDA ITEMS:

APPROVAL OF AGENDA:

DISTRICT 2

Mark DeYoung
616-318-9612
mdeyoung@
allegancounty.org

DISTRICT 3

Dean Kapenga
616-218-2599
dkapenga@
allegancounty.org

DISCUSSION ITEMS:

1. 2023/27 Board Planning
2. Administrative Update

DISTRICT 4

Scott Beltman
616-292-1414
sbeltman@
allegancounty.org

OTHER ITEMS:

PUBLIC PARTICIPATION:

FUTURE AGENDA TOPICS:

1. 2023/27 Board Planning
2. Administrative Update

DISTRICT 5

Gale Dugan
269-694-5276
gdugan@
allegancounty.org

ADJOURNMENT: Next Meeting—Thursday, April 13, 2023, 9:00 AM @ COUNTY SERVICES BUILDING, BOARD ROOM.

Please note that Regular and Special Meetings of the Board of Commissioners held in the Board Room are streamed live and recorded in accordance with the County's Live Stream & Publishing Recordings of Meetings Policy, which can be viewed on the County's website.

Your attendance constitutes your consent to audio/visual streaming and/or recording and to permit the County to broadcast your name/voice/image/content to a broader audience.

Mission Statement

“The Allegan County Board of Commissioners shall plan, develop, and evaluate the necessary policies and resources to ensure our county continues to progress and prosper”



Allegan County Board of Commissioners

STEP 1: Connect to the Meeting

- OPTION 1: Zoom over Telephone

- Call (929) 205-6099 -or- (312) 626-6799 -or- (253) 215-8782
- Type in Meeting ID: 891 6032 7098, then #, then # again
- Type in Meeting Password: 32323, then #

- To raise your hand to speak, press *9
- To Mute and Unmute, press *6

<STOP here>

You do not have to continue reading the rest of the instructions.

- OPTION 2: Youtube

- Open Internet Explorer or Chrome
- Navigate to <https://www.youtube.com/channel/UCQIiZQstN2Pa57QAItAWdKA>
- Click on image of “Live” video

<STOP here>

You do not have to continue reading the rest of the instructions.

- OPTION 3: Zoom over Web browser

- Open Internet Explorer or Chrome
- Navigate to <https://zoom.us/j/89160327098>
- Meeting Password: 32323

<Continue with the rest of the instructions>

STEP 2: Enter registration information

Webinar Registration - Zoom

zoom.us/webinar/register/WN_YneHxuk_SjqfnMwchbtUEg

Webinar Registration

Topic: BOC Meeting - 4/9/2020

Time: Apr 9, 2020 01:00 PM in Eastern Time (US and Canada)


* Required information


First Name *

Last Name *

Email Address *

Confirm Email Address *

I'm not a robot  reCAPTCHA Privacy - Terms

Select all images with 

VERIFY

US Dollars

Lang

Er

Curre

- About
 - Zoom Blog
 - Customers
 - Our Team
 - Why Zoom
 - Features
 - Careers
 - Integrations
 - Partners
 - Investors
- Download
 - Meetings Client
 - Zoom Rooms Client
 - Browser Extension
 - Outlook Plug-in
 - Lync Plug-in
 - iPhone/iPad App
 - Android App
- Sales
 - 1.888.799.9666
 - Contact Sales
 - Plans & Pricing
 - Request a Demo
 - Webinars and Events
- Support
 - Test Zoom
 - Account
 - Support Center
 - Live Training
 - Feedback
 - Contact Us
 - Accessibility

STEP 3: This Window will appear when connected.



STEP 4: Adjust audio settings (if needed)

The image shows a Zoom meeting interface with the 'Settings' window open to the 'Audio' tab. A vertical black bar on the left side of the screen has a blue arrow labeled '1' pointing to it. A blue arrow labeled '2' points from the 'Audio' tab in the settings window to the meeting agenda below. The agenda includes contact information for Greg King, Director of Economic Development, and a list of consent items.

Settings - Audio

- Speaker: Test Speaker, Remote Audio
- Output Level: [Slider]
- Volume: [Slider]
- Microphone: Test Mic
- Input Level: [Slider]
- Volume: [Slider]
- Automatically adjust volume
- Use separate audio device to play ringtone simultaneously
- Automatically join audio by computer when joining a meeting
- Mute my microphone when joining a meeting
- Press and hold SPACE key to temporarily unmute yourself
- Sync buttons on headset

Meeting Agenda:

269-673-4514
mthiele@allegancounty.org

Economic Development — Greg King, Director
ADMINISTRATIVE REPORTS:

DISTRICT 4
Mark DeYoung
616-318-9612
mdeyoung@allegancounty.org

CONSENT ITEMS:

1. Motion to approve of claims paid and to incorporate into proceedings of the Board (3/20/20 & 3/27/20)

Audio Settings ^


Chat Raise Hand Q&A

STEP 5: Raise hand to be recognized to speak.

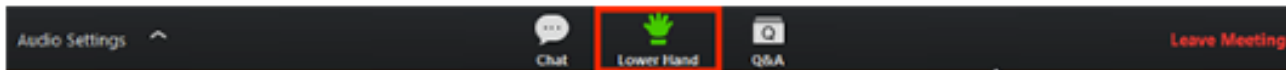
- Once “Raise Hand” is clicked, the Board Chairperson will receive notice and may UNMUTE your microphone when ready and verbally recognize you to speak.

On bottom of screen.

1. Click **Raise Hand** in the Webinar Controls.



2. The host will be notified that you've raised your hand.
3. Click **Lower Hand** to lower it if needed.



STEP 6: To leave the meeting

The screenshot shows a Zoom meeting interface. At the top, a green banner reads "You are viewing Allegan County Administration's screen" with a "View Options" dropdown. In the top right corner, there is an "Enter Full Screen" button. The main content is a document viewer displaying a Microsoft Word document titled "BOC20200409_agenda [Compatibility Mode] - Word". The document header includes the "Allegan County Board of Commissioners" logo and contact information for County Services Building, including address, phone, fax, and website. Below the header, the document is titled "BOARD OF COMMISSIONERS MEETING – AGENDA" and lists items for District 1, 2, 3, and 4, along with a central agenda list including "CALL TO ORDER", "ROLL CALL", "OPENING PRAYER", "PLEDGE OF ALLEGIANCE", "COMMUNICATIONS", "APPROVAL OF MINUTES", "PUBLIC PARTICIPATION", "ADDITIONAL AGENDA ITEMS", "PRESENTATIONS", "PROCLAMATIONS", "INFORMATIONAL SESSION", and "ADMINISTRATIVE REPORTS". At the bottom of the document viewer, it shows "PAGE 1 OF 2" and "251 WORDS".

At the bottom of the Zoom window, there is a control bar with the following elements from left to right: "Audio Settings" with an upward arrow, "Chat" with a speech bubble icon, "Raise Hand" with a hand icon, "Q&A" with a speech bubble icon, and a red "Leave Meeting" button. A large blue arrow points to the "Leave Meeting" button.