

# Allegan County Board of Commissioners



County Services Building  
3283 – 122<sup>nd</sup> Avenue  
Allegan, MI 49010  
269-673-0203 Main Office  
269-686-5331 Main Fax  
<http://www.allegancounty.org>

**Jim Storey, Chairperson**  
**Dean Kapenga, Vice Chairperson**

---

## BOARD PLANNING SESSION-AGENDA

Thursday, April 13, 2023, @ 9:00 AM  
County Services Building, Board Room  
Virtual Meeting Options Attached

### **DISTRICT 1**

Jim Storey  
616-848-9767  
jstorey@  
allegancounty.org

9:00 AM

**CALL TO ORDER:**

**ROLL CALL:**

**OPENING PRAYER:** Commissioner Gale Dugan

**PLEDGE OF ALLEGIANCE:**

**PUBLIC PARTICIPATION:**

**ADDITIONAL AGENDA ITEMS:**

**APPROVAL OF AGENDA:**

### **DISTRICT 2**

Mark DeYoung  
616-318-9612  
mdeyoung@  
allegancounty.org

### **DISTRICT 3**

Dean Kapenga  
616-218-2599  
dkapenga@  
allegancounty.org

---

## **DISCUSSION ITEMS:**

1. 2023/27 Board Planning
2. Administrative Update

### **DISTRICT 4**

Scott Beltman  
616-292-1414  
sbeltman@  
allegancounty.org

---

## **OTHER ITEMS:**

**PUBLIC PARTICIPATION:**

**FUTURE AGENDA TOPICS:**

1. 2023/27 Board Planning
2. Administrative Update
  - a. 1st Quarter Capital Update–Valdis Kalnins, Project Manager

### **DISTRICT 5**

Gale Dugan  
269-694-5276  
gdugan@  
allegancounty.org

---

**ADJOURNMENT: Next Meeting–Thursday, April 27, 2023, 3:00 PM @ COUNTY SERVICES BUILDING, BOARD ROOM.**

*Please note that Regular and Special Meetings of the Board of Commissioners held in the Board Room are streamed live and recorded in accordance with the County's Live Stream & Publishing Recordings of Meetings Policy, which can be viewed on the County's website.*

*Your attendance constitutes your consent to audio/visual streaming and/or recording and to permit the County to broadcast your name/voice/image/content to a broader audience.*

#### **Mission Statement**

“The Allegan County Board of Commissioners shall plan, develop, and evaluate the necessary policies and resources to ensure our county continues to progress and prosper”



# Allegan County Board of Commissioners

# STEP 1: Connect to the Meeting

- OPTION 1: Zoom over Telephone

- Call (929) 205-6099 -or- (312) 626-6799 -or- (253) 215-8782
- Type in Meeting ID: 891 6032 7098, then #, then # again
- Type in Meeting Password: 41323, then #

- To raise your hand to speak, press \*9
- To Mute and Unmute, press \*6

<STOP here>

You do not have to continue reading the rest of the instructions.

- OPTION 2: Youtube

- Open Internet Explorer or Chrome
- Navigate to <https://www.youtube.com/channel/UCQIiZQstN2Pa57QAItAWdKA>
- Click on image of “Live” video

<STOP here>

You do not have to continue reading the rest of the instructions.

- OPTION 3: Zoom over Web browser

- Open Internet Explorer or Chrome
- Navigate to <https://zoom.us/j/89160327098>
- Meeting Password: 41323

<Continue with the rest of the instructions>

# STEP 2: Enter registration information

Webinar Registration - Zoom

zoom.us/webinar/register/WN\_YneHxuk\_SjqfnMwchbtUEg

## Webinar Registration

Topic: BOC Meeting - 4/9/2020

Time: Apr 9, 2020 01:00 PM in Eastern Time (US and Canada)


\* Required information


First Name \*

Last Name \*

Email Address \*

Confirm Email Address \*

I'm not a robot  reCAPTCHA Privacy - Terms

Select all images with 

reCAPTCHA VERIFY

US Dollars

Footer:

- About: Zoom Blog, Customers, Our Team, Why Zoom, Features, Careers, Integrations, Partners, Investors
- Download: Meetings Client, Zoom Rooms Client, Browser Extension, Outlook Plug-in, Lync Plug-in, iPhone/iPad App, Android App
- Sales: 1.888.799.9666, Contact Sales, Plans & Pricing, Request a Demo, Webinars and Events
- Support: Test Zoom, Account, Support Center, Live Training, Feedback, Contact Us, Accessibility

1. Enter name and email

2. Click this box

3. Answer challenge question

4. Click when done.

STEP 3: This Window will appear when connected.



# STEP 4: Adjust audio settings (if needed)

The screenshot shows the Zoom application interface. A vertical black bar on the left side of the screen has a blue arrow labeled '1' pointing to the 'Audio' menu item in the left-hand navigation pane. A second blue arrow labeled '2' points from the 'Audio' menu item to the 'Settings' window, which is open to the 'Audio' tab. In the 'Settings' window, the 'Speaker' dropdown menu is set to 'Remote Audio'. Below the 'Settings' window, a meeting agenda is visible, including a meeting titled 'Economic Development - Greg King, Director ADMINISTRATIVE REPORTS:' and a section for 'CONSENT ITEMS:' with a list item: '1. Motion to approve of claims paid and to incorporate into proceedings of the Board (3/20/20 & 3/27/20)'. At the bottom of the screen, there is a meeting control bar with icons for 'Chat', 'Raise Hand', and 'Q&A'.

Settings

- General
- Video
- Audio**
- Share Screen
- Virtual Background
- Recording
- Statistics
- Feedback
- Keyboard Shortcuts
- Accessibility

Speaker: Test Speaker, Remote Audio

Output Level: [Slider]

Volume: [Slider]

Microphone: Test Mic

Input Level: [Slider]

Volume: [Slider]

Automatically adjust volume

Use separate audio device to play ringtone simultaneously

Automatically join audio by computer when joining a meeting

Mute my microphone when joining a meeting

Press and hold SPACE key to temporarily unmute yourself

Sync buttons on headset

Advanced

269-673-4514  
mthiele@allegancounty.org

Economic Development — Greg King, Director  
ADMINISTRATIVE REPORTS:

**DISTRICT 4**  
Mark DeYoung  
616-318-9612  
mdeyoung@allegancounty.org

**CONSENT ITEMS:**

1. Motion to approve of claims paid and to incorporate into proceedings of the Board (3/20/20 & 3/27/20)

Audio Settings

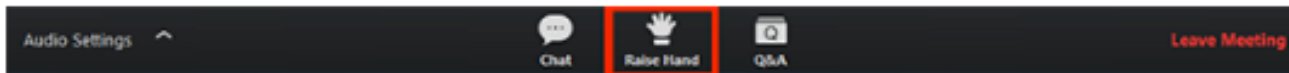
Chat Raise Hand Q&A

# STEP 5: Raise hand to be recognized to speak.

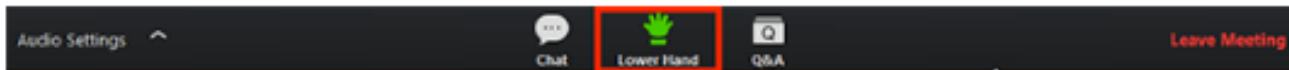
- Once “Raise Hand” is clicked, the Board Chairperson will receive notice and may UNMUTE your microphone when ready and verbally recognize you to speak.

On bottom of screen.

1. Click **Raise Hand** in the Webinar Controls.



2. The host will be notified that you've raised your hand.
3. Click **Lower Hand** to lower it if needed.





# STEP 6: To leave the meeting

The screenshot shows a Zoom meeting interface. At the top, a green banner reads "You are viewing Allegan County Administration's screen" with a "View Options" dropdown. In the top right corner, there is an "Enter Full Screen" button. The main content is a document viewer displaying a Microsoft Word document titled "BOC20200409\_agenda [Compatibility Mode] - Word". The document header includes the "Allegan County Board of Commissioners" logo and contact information for County Services Building, including address, phone, fax, and website. Below the header, the document title is "BOARD OF COMMISSIONERS MEETING – AGENDA". The agenda items are listed by district: DISTRICT 1 (Dean Kasperge), DISTRICT 2 (Jim Storey), DISTRICT 3 (Max R. Thiele), and DISTRICT 4 (Mark DeYoung). The agenda items include "Virtual Meeting – Connectivity Instructions Attached", "1PM CALL TO ORDER: ROLL CALL: OPENING PRAYER: PLEDGE OF ALLEGIANCE: COMMUNICATIONS: Attached APPROVAL OF MINUTES: Attached", "PUBLIC PARTICIPATION: ADDITIONAL AGENDA ITEMS: APPROVAL OF AGENDA: PRESENTATIONS: PROCLAMATIONS: INFORMATIONAL SESSION: Attached ADMINISTRATIVE REPORTS:", and "CONSENT ITEMS:". The document footer shows "PAGE 1 OF 2 251 WORDS" and a zoom level of "100%". At the bottom of the Zoom window, there is a control bar with "Audio Settings", "Chat", "Raise Hand", "Q&A", and a red "Leave Meeting" button. A large blue arrow points to the "Leave Meeting" button.