

# Allegan County Board of Commissioners



County Services Building  
3283 – 122<sup>nd</sup> Avenue  
Allegan, MI 49010  
269-673-0203 Main Office  
269-686-5331 Main Fax  
<http://www.allegancounty.org>

*Jim Storey, Chairperson  
Dean Kapenga, Vice Chairperson*

---

## BOARD PLANNING SESSION-AGENDA

Thursday, July 27, 2023, @ 9:00 AM  
County Services Building, Board Room  
Virtual Meeting Options Attached

**DISTRICT 1**  
Jim Storey  
616-848-9767  
jstorey@  
allegancounty.org

9:00 AM      **CALL TO ORDER:**  
**ROLL CALL:**  
**OPENING PRAYER:** Commissioner Mark DeYoung  
**PLEDGE OF ALLEGIANCE:**  
**PUBLIC PARTICIPATION:**  
**ADDITIONAL AGENDA ITEMS:**  
**APPROVAL OF AGENDA:**

**DISTRICT 2**  
Mark DeYoung  
616-318-9612  
mdeyoung@  
allegancounty.org

**DISTRICT 3**  
Dean Kapenga  
616-218-2599  
dkapenga@  
allegancounty.org

---

**DISCUSSION ITEMS:**

- 2023/27 Board Strategic Plan Updates
  - Facilities Master Plan (formerly Community Mental Health Clinic)
  - Sustainable Business Park–Darwin Baas, Kent County Department of Public Works Director
- 2024/28 Budget Update
- Administrative Update
  - 2<sup>nd</sup> Quarter Capital Report–Valdis Kalnins, Project Manager

**DISTRICT 4**  
Scott Beltman  
616-292-1414  
sbeltman@  
allegancounty.org

---

**OTHER ITEMS:**  
**PUBLIC PARTICIPATION:**  
**FUTURE AGENDA TOPICS:**

**DISTRICT 5**  
Gale Dugan  
269-694-5276  
gdugan@  
allegancounty.org

- 2023/27 Board Strategic Plan Updates
- 2024/28 Budget Update
- Administrative Update
  - 2<sup>nd</sup> Quarter Wellness Report–Amy Deoden, Coordinator

**ADJOURNMENT:** Next Meeting–Thursday, August 10, 2023, 9:00 AM @ COUNTY SERVICES BUILDING, BOARD ROOM.

### **Mission Statement**

“The Allegan County Board of Commissioners shall plan, develop, and evaluate the necessary policies and resources to ensure our county continues to progress and prosper”

*Please note that Regular and Special Meetings of the Board of Commissioners held in the Board Room are streamed live and recorded in accordance with the County's Live Stream & Publishing Recordings of Meetings Policy, which can be viewed on the County's website.*

*Your attendance constitutes your consent to audio/visual streaming and/or recording and to permit the County to broadcast your name/voice/image/content to a broader audience.*



# Allegan County Board of Commissioners

# STEP 1: Connect to the Meeting

- OPTION 1: Zoom over Telephone

- Call (929) 205-6099 -or- (312) 626-6799 -or- (253) 215-8782
- Type in Meeting ID: 891 6032 7098, then #, then # again
- Type in Meeting Password: 72723, then #

- To raise your hand to speak, press \*9
- To Mute and Unmute, press \*6

<STOP here>

You do not have to continue reading the rest of the instructions.

- OPTION 2: Youtube

- Open Internet Explorer or Chrome
- Navigate to <https://www.youtube.com/channel/UCQIiZQstN2Pa57QAItAWdKA>
- Click on image of “Live” video

<STOP here>

You do not have to continue reading the rest of the instructions.

- OPTION 3: Zoom over Web browser

- Open Internet Explorer or Chrome
- Navigate to <https://zoom.us/j/89160327098>
- Meeting Password: 72723

<Continue with the rest of the instructions>

# STEP 2: Enter registration information

Webinar Registration - Zoom

zoom.us/webinar/register/WN\_YneHxuk\_SjqfnMwchbtUEg

## Webinar Registration

Topic: BOC Meeting - 4/9/2020

Time: Apr 9, 2020 01:00 PM in Eastern Time (US and Canada)


\* Required information


First Name \*

Last Name \*

Email Address \*

Confirm Email Address \*

I'm not a robot  reCAPTCHA Privacy - Terms

Select all images with 

reCAPTCHA VERIFY

US Dollars

Lang:

Er:

Curre:

US Dollars

Footer:

- About: Zoom Blog, Customers, Our Team, Why Zoom, Features, Careers, Integrations, Partners, Investors
- Download: Meetings Client, Zoom Rooms Client, Browser Extension, Outlook Plug-in, Lync Plug-in, iPhone/iPad App, Android App
- Sales: 1.888.799.9666, Contact Sales, Plans & Pricing, Request a Demo, Webinars and Events
- Support: Test Zoom, Account, Support Center, Live Training, Feedback, Contact Us, Accessibility

1. Enter name and email

2. Click this box

4. Click when done.

3. Answer challenge question

STEP 3: This Window will appear when connected.



# STEP 4: Adjust audio settings (if needed)

The image shows a Zoom meeting interface with the 'Settings' window open to the 'Audio' tab. A vertical black bar on the left side of the meeting window has a blue arrow labeled '1' pointing to it. A blue arrow labeled '2' points from the 'Audio' tab in the settings window to the meeting content. The meeting content includes a title 'Economic Development — Greg King, Director ADMINISTRATIVE REPORTS:', a section 'CONSENT ITEMS:', and a list item '1. Motion to approve of claims paid and to incorporate into proceedings of the Board (3/20/20 & 3/27/20)'. The Zoom status bar at the bottom shows 'Audio Settings', 'Chat', 'Raise Hand', and 'Q&A'.

**Settings - Audio**

- Speaker: Test Speaker, Remote Audio
- Output Level: [Slider]
- Volume: [Slider]
- Microphone: Test Mic
- Input Level: [Slider]
- Volume: [Slider]
- Automatically adjust volume
- Use separate audio device to play ringtone simultaneously
- Automatically join audio by computer when joining a meeting
- Mute my microphone when joining a meeting
- Press and hold SPACE key to temporarily unmute yourself
- Sync buttons on headset

**Meeting Content:**

Economic Development — Greg King, Director  
ADMINISTRATIVE REPORTS:

**CONSENT ITEMS:**


1. Motion to approve of claims paid and to incorporate into proceedings of the Board (3/20/20 & 3/27/20)

# STEP 5: Raise hand to be recognized to speak.

- Once “Raise Hand” is clicked, the Board Chairperson will receive notice and may UNMUTE your microphone when ready and verbally recognize you to speak.

On bottom of screen.

1. Click **Raise Hand** in the Webinar Controls.



2. The host will be notified that you've raised your hand.
3. Click **Lower Hand** to lower it if needed.





# STEP 6: To leave the meeting

The screenshot shows a Zoom meeting interface. At the top, a green banner reads "You are viewing Allegan County Administration's screen" with a "View Options" dropdown. In the top right corner, there is an "Enter Full Screen" button. The main content is a document viewer displaying a Microsoft Word document titled "BOC20200409\_agenda [Compatibility Mode] - Word". The document header includes the "Allegan County Board of Commissioners" logo and contact information for County Services Building, including address, phone, fax, and website. Below the header, the document title is "BOARD OF COMMISSIONERS MEETING – AGENDA". The agenda items are listed by district: DISTRICT 1 (Dean Kasperge), DISTRICT 2 (Jim Storey), DISTRICT 3 (Max R. Thiele), and DISTRICT 4 (Mick DeYoung). The agenda items include "Virtual Meeting – Connectivity Instructions Attached", "1PM CALL TO ORDER: ROLL CALL: OPENING PRAYER: PLEDGE OF ALLEGIANCE: COMMUNICATIONS: Attached APPROVAL OF MINUTES: Attached", "PUBLIC PARTICIPATION: ADDITIONAL AGENDA ITEMS: APPROVAL OF AGENDA: PRESENTATIONS: PROCLAMATIONS: INFORMATIONAL SESSION: Attached ADMINISTRATIVE REPORTS:", and "CONSENT ITEMS:". The document footer shows "PAGE 1 OF 2 251 WORDS" and a zoom level of "100%". At the bottom of the Zoom window, there is a control bar with "Audio Settings", "Chat", "Raise Hand", "Q&A", and a red "Leave Meeting" button. A large blue arrow points to the "Leave Meeting" button.