

Allegan County Ground Water Study Ad-Hoc Work Group



Human Services Building
3255 – 122nd Avenue
Allegan, MI 49010
269-673-5411 Main Office
269-673-4172 Main Fax
<http://www.allegancounty.org>

Chairperson, Tom Kunetz
Vice-Chairperson, John "Ric" Curtis

Dean Kapenga,
County Commissioner
Representative
dakapenga@allegancounty.org

Chad Kraai,
Well Driller
chad@kraaiwelldrilling.com

Brian Talsma,
Conservation District
Representative
brian.talsma@macd.org

Doug Sweeris,
Municipal Water Supply
Representative
dsweeris@cityofallegan.org

Ruth Kline-Robach
Academic Representative
elqineri@msu.edu

Brad Lubbers,
Agriculture Representative
javdrozd@yahoo.com

John "Ric" Curtis, Vice-chair
Community Representative
ric_curtis@comcast.net

Elizabeth Binoniemi-Smith,
Tribal Representative
elizabeth.binoniemi-smith@alt-nsn.gov

Jaclyn Hulst
Community Representative
geurinki@hotmail.com

Tom Kunetz, Chair
Community Representative
tomkunetz@gmail.com

Zachary Curtis,
Consultant
zach@maqnet4water.com

WATER STUDY WORKGROUP – AGENDA

Wednesday, August 2, 2023 – 2PM

County Services Building – Board of Commissioners Meeting Room
3255 122nd Avenue, Allegan, MI 49010
Virtual Meeting Options – Connectivity Instructions

2PM **CALL TO ORDER:**
ROLL CALL:
PUBLIC PARTICIPATION:
PRESENTATIONS:
COMMUNICATIONS:
DISCUSSION ITEMS:

- 1) Action Items (Dunham)
- 2) Groundwater Protection Strategy RFP Update (Rapp)
- 3) Monitoring Wells update (Rapp)
- 4) Meeting with EGLE and MDHHS Report (Kunetz)
- 5) Private Residential Wells Assistance Discussion (Kunetz)
- 6) September 6: Meeting or no meeting discussion (Kunetz)

PUBLIC PARTICIPATION: **ADJOURNMENT:**

Workgroup Tasks and Deliverables:

1. Review the final Allegan County Groundwater Study, conducted by Hydrosimulatics, Inc. and submitted to the Board on March 25, 2021.
2. Provide regular updates to the Board and a final written summary of observations and recommendations of the workgroup, within one-year of the appointment of its members, relative to the study content (and any other aspects of Allegan County's current and future state relative to water quality, including recommendations for how the County (as a geographic area) should proceed with next steps (if any) and provide particular focus on Hydrosimulatics, Inc. recommendation to pursue an interactive Decision Support System. All recommendations must be specific as to the management/oversight model, funding, root need/issue to be addressed and expected results of any next steps to be considered.
3. The Allegan County Health Department will participate in the discussions of the work group and will provide administrative support, guidance and expertise.
4. As an ad-hoc workgroup, the work of the group will be considered complete upon the delivery of item number 2 above.



Allegan County

Water Study Group



Allegan County
3283 122nd Ave
Allegan, MI 49010

STEP 1: Connect to the Meeting

- **OPTION 1: Zoom over Telephone**
 - Call (929) 205-6099 -or- (312) 626-6799 -or- (253) 215-8782
 - Type in Meeting ID: 897 7693 0617, then #, then # again
 - Type in Meeting Password: 2023, then #
 - To raise your hand to speak, press *9
 - To Mute and Unmute, press *6

<STOP here>

You do not have to continue reading the rest of the instructions.

- **OPTION 2: Zoom over Web browser**
 - Open Internet Explorer or Chrome
 - Navigate to <https://zoom.us/j/89776930617>
- Meeting Password: 2023

<Continue with the rest of the instructions>

STEP 2: Enter registration information

The screenshot shows a web browser window with the URL `zoom.us/webinar/register/WN_YneHxuk_SjqfnMwchbtUEg`. The page title is "Webinar Registration".

Registration details:

- Topic: BOC Meeting - 4/9/2020
- Time: Apr 9, 2020 01:00 PM in Eastern Time (US and Canada)

Registration form fields (marked as required with an asterisk):

- First Name *
- Last Name *
- Email Address *
- Confirm Email Address *

reCAPTCHA challenge:

- Checkbox: I'm not a robot
- Image grid: A 3x3 grid of images for a "Select all images with" challenge.
- Buttons: "Join Webinar in Progress" and "VERIFY".

Footer navigation links:

- About: Zoom Blog, Customers, Our Team, Why Zoom, Features, Careers, Integrations, Partners, Investors
- Download: Meetings Client, Zoom Rooms Client, Browser Extension, Outlook Plug-in, Lync Plug-in, iPhone/iPad App, Android App
- Sales: 1.888.799.9666, Contact Sales, Plans & Pricing, Request a Demo, Webinars and Events
- Support: Test Zoom, Account, Support Center, Live Training, Feedback, Contact Us, Accessibility

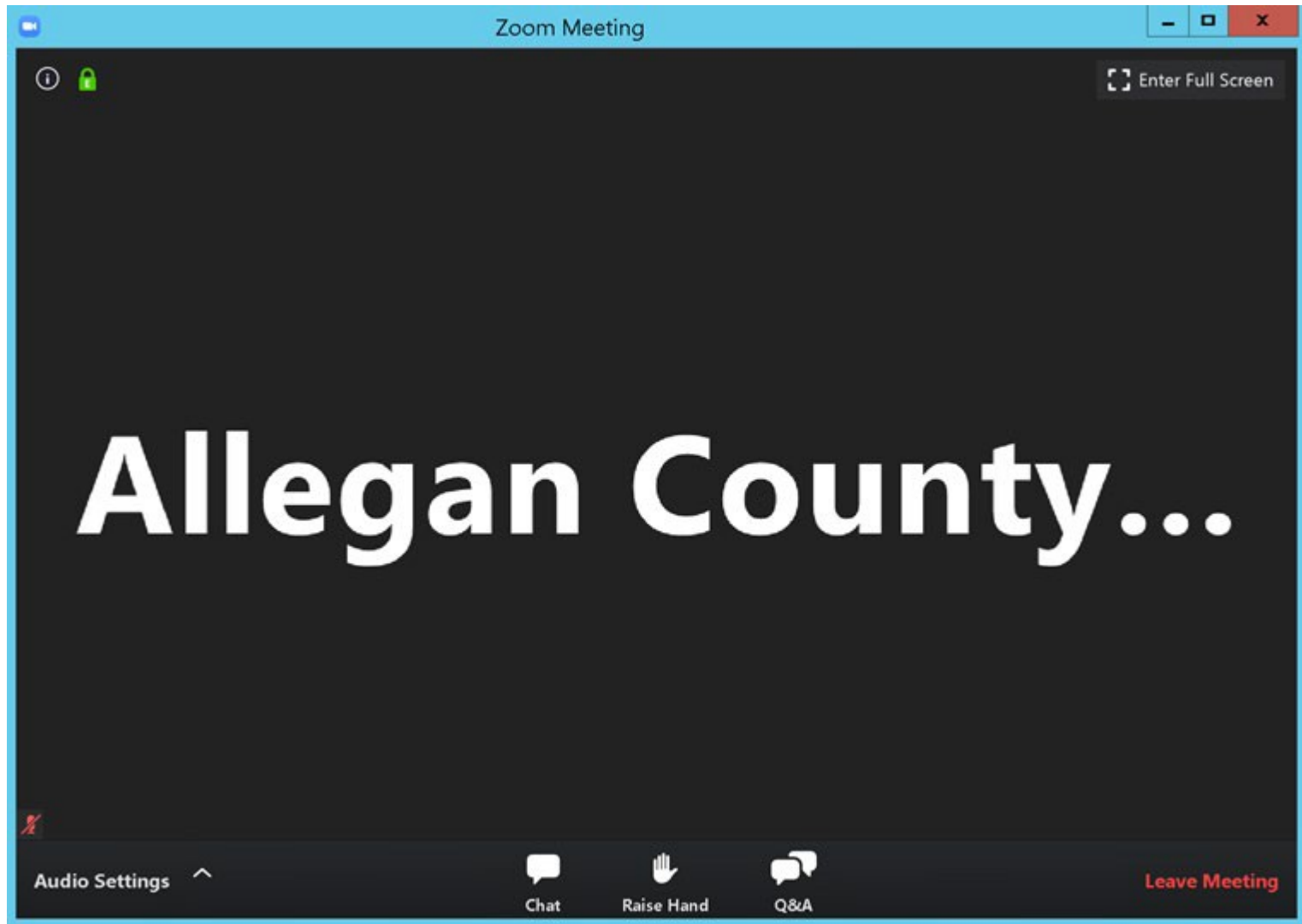
1. Enter name and email

2. Click this box

4. Click when done.

3. Answer challenge question

STEP 3: This Window will appear when connected.



STEP 4: Adjust audio settings (if needed)

The screenshot shows the Zoom application interface. A vertical black bar on the left side of the screen has a blue arrow labeled '1' pointing to the 'Audio' icon in the Zoom menu. A blue arrow labeled '2' points to the 'Remote Audio' option in the 'Select a Speaker' dropdown menu. The 'Settings' window is open, showing the 'Audio' tab. The 'Speaker' section is set to 'Remote Audio'. The 'Microphone' section is set to 'Test Mic'. The 'Volume' slider for the microphone is set to approximately 80%. The 'Automatically adjust volume' checkbox is checked. The 'Advanced' button is visible at the bottom right of the settings window. The background shows a meeting agenda with items like 'Economic Development - Greg King, Director' and 'ADMINISTRATIVE REPORTS: CONSENT ITEMS: 1. Motion to approve of claims paid and to incorporate into proceedings of the Board (3/20/20 & 3/27/20)'. The bottom of the screen shows the Zoom meeting controls: Chat, Raise Hand, and Q&A.

Settings

- General
- Video
- Audio**
- Share Screen
- Virtual Background
- Recording
- Statistics
- Feedback
- Keyboard Shortcuts
- Accessibility

Speaker

Test Speaker Remote Audio

Output Level: _____

Volume:

Microphone

Test Mic _____

Input Level: _____

Volume:

Automatically adjust volume

Use separate audio device to play ringtone simultaneously

Automatically join audio by computer when joining a meeting

Mute my microphone when joining a meeting

Press and hold SPACE key to temporarily unmute yourself

Sync buttons on headset

Advanced

269-673-4514
mthiele@allegancounty.org

Economic Development — Greg King, Director
ADMINISTRATIVE REPORTS:

DISTRICT 4
Mark DeYoung
616-318-9612
mdeyoung@allegancounty.org

CONSENT ITEMS:

1. Motion to approve of claims paid and to incorporate into proceedings of the Board (3/20/20 & 3/27/20)

Audio Settings ^


Chat Raise Hand Q&A

STEP 5: Raise hand to be recognized to speak.

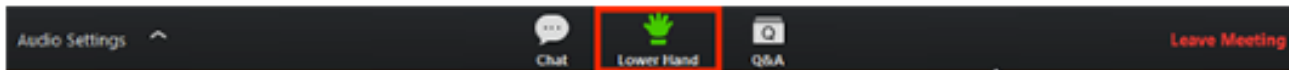
- Once “Raise Hand” is clicked, the Board Chairperson will receive notice and may UNMUTE your microphone when ready and verbally recognize you to speak.

On bottom of screen.

1. Click **Raise Hand** in the Webinar Controls.



2. The host will be notified that you've raised your hand.
3. Click **Lower Hand** to lower it if needed.



STEP 6: To leave the meeting

The screenshot shows a Zoom meeting interface. At the top, a green banner reads "You are viewing Allegan County Administration's screen" with a "View Options" dropdown. In the top right corner, there are window control buttons and an "Enter Full Screen" button. The main area displays a Microsoft Word document titled "BOC20200409_agenda [Compatibility Mode] - Word" by "Steve Sedore". The document content includes the Allegan County Board of Commissioners logo and contact information for Jim Storey and Gale Dugan. The agenda items are listed under "BOARD OF COMMISSIONERS MEETING - AGENDA", including sections for District 1, 2, 3, and 4, and a central list of items like "CALL TO ORDER", "ROLL CALL", "OPENING PRAYER", etc. At the bottom, a blue Zoom control bar contains "Audio Settings", "Chat", "Raise Hand", "Q&A", and a red "Leave Meeting" button. A large blue arrow points to the "Leave Meeting" button.