

# Allegan County Ground Water Study Ad-Hoc Work Group



Human Services Building  
3255 – 122<sup>nd</sup> Avenue  
Allegan, MI 49010  
269-673-5411 Main Office  
269-673-4172 Main Fax  
<http://www.allegancounty.org>

Chairperson, Tom Kunetz  
Vice-Chairperson, John "Ric" Curtis

Dean Kapenga,  
County Commissioner  
Representative  
[dakapenga@allegancounty.org](mailto:dakapenga@allegancounty.org)

Chad Kraai,  
Well Driller  
[chad@kraaiwelldrilling.com](mailto:chad@kraaiwelldrilling.com)

Brian Talsma,  
Conservation District  
Representative  
[brian.talsma@macd.org](mailto:brian.talsma@macd.org)

Doug Sweeris,  
Municipal Water Supply  
Representative  
[dsweeris@cityofallegan.org](mailto:dsweeris@cityofallegan.org)

Ruth Kline-Robach  
Academic Representative  
[kliner@msu.edu](mailto:kliner@msu.edu)

Brad Lubbers,  
Agriculture Representative  
[javdrozd@yahoo.com](mailto:javdrozd@yahoo.com)

John "Ric" Curtis, Vice-chair  
Community Representative  
[ric\\_curtis@comcast.net](mailto:ric_curtis@comcast.net)

Elizabeth Binoniemi-Smith,  
Tribal Representative  
[elizabeth\\_binoniemi-smith@qit-nsn.gov](mailto:elizabeth_binoniemi-smith@qit-nsn.gov)

Jaclyn Hulst  
Community Representative  
[geurinki@hotmail.com](mailto:geurinki@hotmail.com)

Tom Kunetz, Chair  
Community Representative  
[tomkunetz@gmail.com](mailto:tomkunetz@gmail.com)

Zachary Curtis,  
Consultant  
[zach@maqnet4water.com](mailto:zach@maqnet4water.com)

## WATER STUDY WORKGROUP – AGENDA

Wednesday, August 16, 2023 – 2PM

County Services Building – Board of Commissioners Meeting Room  
3255 122<sup>nd</sup> Avenue, Allegan, MI 49010  
Virtual Meeting Options – Connectivity Instructions

2PM      **CALL TO ORDER:**  
**ROLL CALL:**  
**PUBLIC PARTICIPATION:**  
**PRESENTATIONS:**  
**COMMUNICATIONS:**  
**DISCUSSION ITEMS:**

- 1) Action Items
  - a) Angelique will push out a survey using Qualtrics. IN PROCESS
  - b) Randy will contact EPA and get a contact person for Tom.
  - c) Tom will work with Randy to get the Phase 2 report posted to the AC water webpage, plus draft a letter to notify EGLE of the information we have collected.
  - d) Ruth will reach out to her EPA source water contact.
- 2) Introduction by Williams & Works (Kunetz)
- 3) Monitoring Wells update (Rapp)
- 4) Private Residential Wells Assistance Discussion (Kunetz)
- 5) Public Education and Outreach (Hulst)

---

## **PUBLIC PARTICIPATION:** **ADJOURNMENT:**

### Workgroup Tasks and Deliverables:

1. Review the final Allegan County Groundwater Study, conducted by Hydrosimulatics, Inc. and submitted to the Board on March 25, 2021.
2. Provide regular updates to the Board and a final written summary of observations and recommendations of the workgroup, within one-year of the appointment of its members, relative to the study content (and any other aspects of Allegan County's current and future state relative to water quality, including recommendations for how the County (as a geographic area) should proceed with next steps (if any) and provide particular focus on Hydrosimulatics, Inc. recommendation to pursue an interactive Decision Support System. All recommendations must be specific as to the management/oversight model, funding, root need/issue to be addressed and expected results of any next steps to be considered.
3. The Allegan County Health Department will participate in the discussions of the work group and will provide administrative support, guidance and expertise.
4. As an ad-hoc workgroup, the work of the group will be considered complete upon the delivery of item number 2 above.



# Allegan County

# Water Study Group



Allegan County  
3283 122<sup>nd</sup> Ave  
Allegan, MI 49010

# STEP 1: Connect to the Meeting

- **OPTION 1: Zoom over Telephone**
  - Call (929) 205-6099 -or- (312) 626-6799 -or- (253) 215-8782
  - Type in Meeting ID: 897 7693 0617, then #, then # again
  - Type in Meeting Password: 2023, then #
  - To raise your hand to speak, press \*9
  - To Mute and Unmute, press \*6

<STOP here>

You do not have to continue reading the rest of the instructions.

- **OPTION 2: Zoom over Web browser**
  - Open Internet Explorer or Chrome
  - Navigate to <https://zoom.us/j/89776930617>
- Meeting Password: 2023

<Continue with the rest of the instructions>

# STEP 2: Enter registration information

The screenshot shows a web browser window with the URL `zoom.us/webinar/register/WN_YneHxuk_SjqfnMwchbtUEg`. The page title is "Webinar Registration".

Registration details:

- Topic: BOC Meeting - 4/9/2020
- Time: Apr 9, 2020 01:00 PM in Eastern Time (US and Canada)

Registration form fields (marked as required with an asterisk):

- First Name \*
- Last Name \*
- Email Address \*
- Confirm Email Address \*

reCAPTCHA challenge:

- Checkbox:  I'm not a robot
- Challenge: "Select all images with" (a grid of images showing various street scenes)
- Button: VERIFY

Registration button: [Join Webinar in Progress](#)

Footer navigation links:

- About: Zoom Blog, Customers, Our Team, Why Zoom, Features, Careers, Integrations, Partners, Investors
- Download: Meetings Client, Zoom Rooms Client, Browser Extension, Outlook Plug-in, Lync Plug-in, iPhone/iPad App, Android App
- Sales: 1.888.799.9666, Contact Sales, Plans & Pricing, Request a Demo, Webinars and Events
- Support: Test Zoom, Account, Support Center, Live Training, Feedback, Contact Us, Accessibility

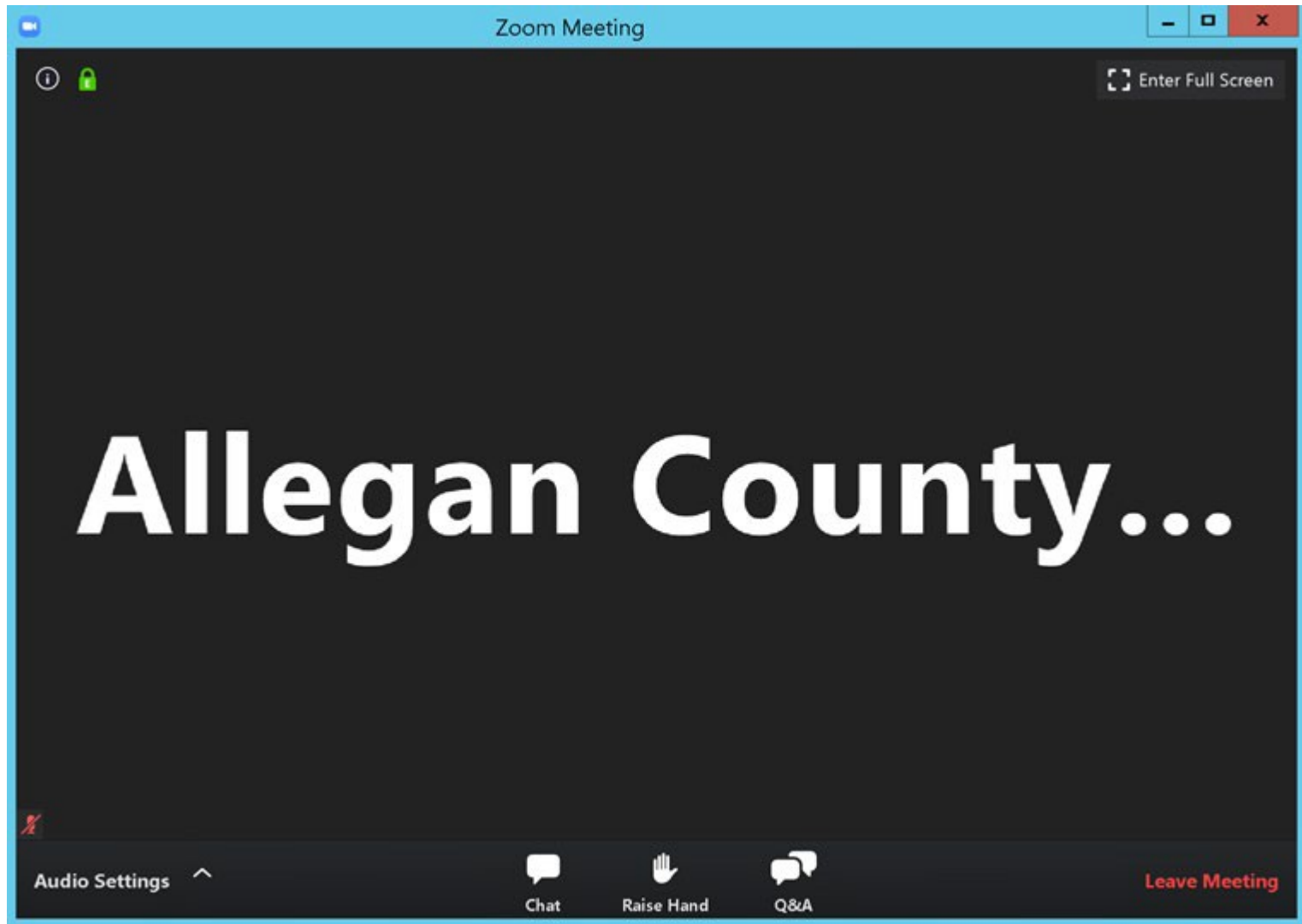
1. Enter name and email

2. Click this box

4. Click when done.

3. Answer challenge question

STEP 3: This Window will appear when connected.



# STEP 4: Adjust audio settings (if needed)

The screenshot shows the Zoom application interface. A vertical black bar on the left side of the screen has a blue arrow labeled '1' pointing to it. A blue arrow labeled '2' points to the 'Audio' settings panel. The 'Audio' panel is open, showing options for Speaker and Microphone. The 'Speaker' section includes a dropdown menu set to 'Remote Audio', an 'Output Level' slider, and a 'Volume' slider. The 'Microphone' section includes a dropdown menu set to 'Test Mic', an 'Input Level' slider, a 'Volume' slider, and a checked box for 'Automatically adjust volume'. Below these are several checkboxes: 'Use separate audio device to play ringtone simultaneously', 'Automatically join audio by computer when joining a meeting', 'Mute my microphone when joining a meeting', 'Press and hold SPACE key to temporarily unmute yourself', and 'Sync buttons on headset'. An 'Advanced' button is at the bottom right of the settings panel. In the background, a meeting agenda is visible with the following text:

269-673-4514  
mthiele@allegancounty.org

**Economic Development — Greg King, Director**  
**ADMINISTRATIVE REPORTS:**

**DISTRICT 4**  
Mark DeYoung  
616-318-9612  
mdeyoung@allegancounty.org

**CONSENT ITEMS:**

1. Motion to approve of claims paid and to incorporate into proceedings of the Board (3/20/20 & 3/27/20)


At the bottom of the screen, there is a meeting toolbar with icons for Chat, Raise Hand, and Q&A. The text 'Audio Settings' is visible in the bottom left corner of the meeting window.

# STEP 5: Raise hand to be recognized to speak.

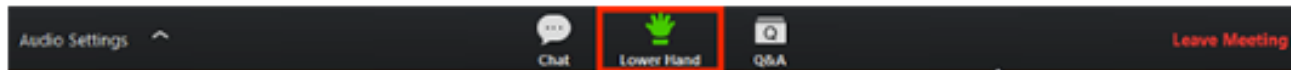
- Once “Raise Hand” is clicked, the Board Chairperson will receive notice and may UNMUTE your microphone when ready and verbally recognize you to speak.

On bottom of screen.

1. Click **Raise Hand** in the Webinar Controls.



2. The host will be notified that you've raised your hand.
3. Click **Lower Hand** to lower it if needed.



# STEP 6: To leave the meeting

The screenshot shows a Zoom meeting interface. At the top, a green banner reads "You are viewing Allegan County Administration's screen" with a "View Options" dropdown. In the top right corner, there are window control buttons and an "Enter Full Screen" button. The main area displays a Microsoft Word document titled "BOC20200409\_agenda [Compatibility Mode] - Word" by "Steve Sedore". The document content includes the Allegan County Board of Commissioners logo and contact information for Jim Storey and Gale Dugan. The agenda items are listed under "BOARD OF COMMISSIONERS MEETING - AGENDA", including District 1 through 4, and a central list of items like "CALL TO ORDER", "ROLL CALL", "OPENING PRAYER", etc. At the bottom, a blue Zoom control bar contains "Audio Settings", "Chat", "Raise Hand", "Q&A", and a red "Leave Meeting" button. A large blue arrow points to the "Leave Meeting" button.