

Allegan County Ground Water Study Ad-Hoc Work Group



Human Services Building
3255 – 122nd Avenue
Allegan, MI 49010
269-673-5411 Main Office
269-673-4172 Main Fax
<http://www.allegancounty.org>

Chairperson, Tom Kunetz
Vice-Chairperson, John "Ric" Curtis

Dean Kapenga,
County Commissioner
Representative
dakapenga@allegancounty.org

Chad Kraai,
Well Driller
chad@kraaiwelldrilling.com

Brian Talsma,
Conservation District
Representative
brian.talsma@macd.org

Doug Sweeris,
Municipal Water Supply
Representative
dsweeris@cityofallegan.org

Ruth Kline-Robach
Academic Representative
kliner@msu.edu

Brad Lubbers,
Agriculture Representative
javdrozd@yahoo.com

John "Ric" Curtis, Vice-chair
Community Representative
ric_curtis@comcast.net

Elizabeth Binoniemi-Smith,
Tribal Representative
elizabeth.binoniemi-smith@alt-nsn.gov

Jaclyn Hulst
Community Representative
geurinki@hotmail.com

Tom Kunetz, Chair
Community Representative
tomkunetz@gmail.com

Zachary Curtis,
Consultant
zach@maqnet4water.com

WATER STUDY WORKGROUP – AGENDA

Wednesday, September 6, 2023 – 2PM

County Services Building – Board of Commissioners Meeting Room
3255 122nd Avenue, Allegan, MI 49010
Virtual Meeting Options – Connectivity Instructions

2PM **CALL TO ORDER:**
ROLL CALL:
PUBLIC PARTICIPATION:
PRESENTATIONS:
COMMUNICATIONS:
DISCUSSION ITEMS:

- 1) Action Items (Dunham)
- 2) Monitoring Wells Update (Rapp)
- 3) Well Driller Survey (Rapp)
- 4) EGLE webinar on free private well testing (Hulst)
- 5) Private Residential Wells Assistance Discussion (Kunetz)
- 6) Public Education and Outreach (Hulst)

PUBLIC PARTICIPATION: **ADJOURNMENT:**

Workgroup Tasks and Deliverables:

1. Review the final Allegan County Groundwater Study, conducted by Hydrosimulatics, Inc. and submitted to the Board on March 25, 2021.
2. Provide regular updates to the Board and a final written summary of observations and recommendations of the workgroup, within one-year of the appointment of its members, relative to the study content (and any other aspects of Allegan County's current and future state relative to water quality, including recommendations for how the County (as a geographic area) should proceed with next steps (if any) and provide particular focus on Hydrosimulatics, Inc. recommendation to pursue an interactive Decision Support System. All recommendations must be specific as to the management/oversight model, funding, root need/issue to be addressed and expected results of any next steps to be considered.
3. The Allegan County Health Department will participate in the discussions of the work group and will provide administrative support, guidance and expertise.
4. As an ad-hoc workgroup, the work of the group will be considered complete upon the delivery of item number 2 above.



Allegan County

Water Study Group



Allegan County
3283 122nd Ave
Allegan, MI 49010

STEP 1: Connect to the Meeting

- **OPTION 1: Zoom over Telephone**
 - Call (929) 205-6099 -or- (312) 626-6799 -or- (253) 215-8782
 - Type in Meeting ID: 897 7693 0617, then #, then # again
 - Type in Meeting Password: 2023, then #
 - To raise your hand to speak, press *9
 - To Mute and Unmute, press *6

<STOP here>

You do not have to continue reading the rest of the instructions.

- **OPTION 2: Zoom over Web browser**
 - Open Internet Explorer or Chrome
 - Navigate to <https://zoom.us/j/89776930617>
- Meeting Password: 2023

<Continue with the rest of the instructions>

STEP 2: Enter registration information

The screenshot shows a web browser window with the URL `zoom.us/webinar/register/WN_YneHxuk_SjqfnMwchbtUEg`. The page title is "Webinar Registration".

Registration details:

- Topic: BOC Meeting - 4/9/2020
- Time: Apr 9, 2020 01:00 PM in Eastern Time (US and Canada)

Registration form fields (marked as required with an asterisk):

- First Name *
- Last Name *
- Email Address *
- Confirm Email Address *

Below the form is a reCAPTCHA challenge:

- Checkbox: I'm not a robot
- reCAPTCHA logo and "Privacy - Terms" link
- Challenge: "Select all images with" (a grid of 12 images showing various street scenes)
- Buttons: "Join Webinar in Progress" and "VERIFY"

Footer navigation links:

- About: Zoom Blog, Customers, Our Team, Why Zoom, Features, Careers, Integrations, Partners, Investors
- Download: Meetings Client, Zoom Rooms Client, Browser Extension, Outlook Plug-in, Lync Plug-in, iPhone/iPad App, Android App
- Sales: 1.888.799.9666, Contact Sales, Plans & Pricing, Request a Demo, Webinars and Events
- Support: Test Zoom, Account, Support Center, Live Training, Feedback, Contact Us, Accessibility

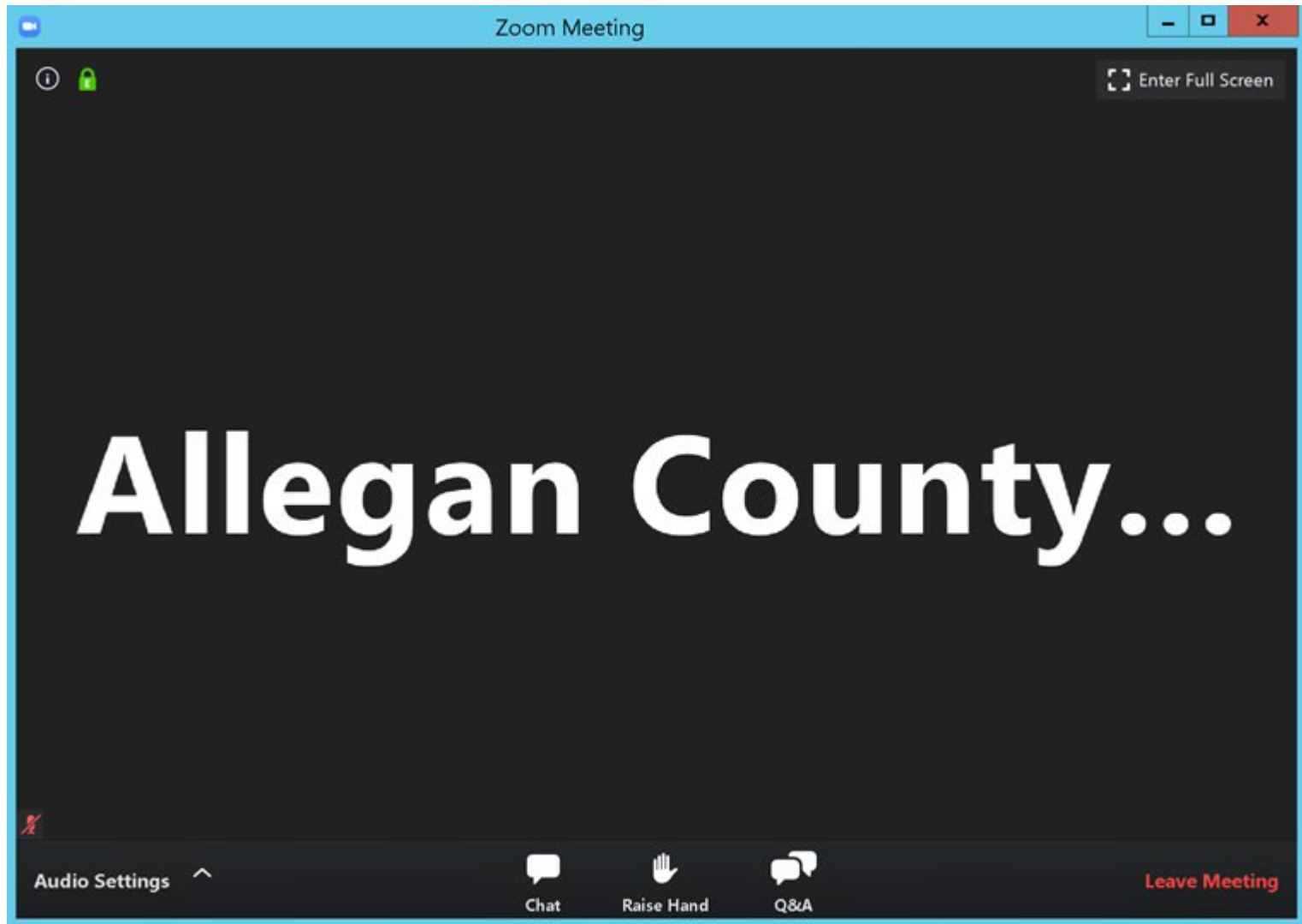
1. Enter name and email

2. Click this box

4. Click when done.

3. Answer challenge question

STEP 3: This Window will appear when connected.



STEP 4: Adjust audio settings (if needed)


The screenshot shows the Zoom application interface. A vertical black bar on the left side of the screen has a blue arrow labeled '1' pointing to the 'Audio' menu item in the top-left corner. A blue arrow labeled '2' points to the 'Remote Audio' option in the 'Select a Speaker' dropdown menu. The 'Settings' window is open, showing the 'Audio' tab selected in the left sidebar. The 'Speaker' section is set to 'Remote Audio' with a dropdown arrow. Below it, there are sliders for 'Output Level' and 'Volume'. The 'Microphone' section is set to 'Test Mic' with a dropdown arrow. Below it, there are sliders for 'Input Level' and 'Volume', and a checked checkbox for 'Automatically adjust volume'. At the bottom of the settings window, there are several unchecked checkboxes: 'Use separate audio device to play ringtone simultaneously', 'Automatically join audio by computer when joining a meeting', and 'Mute my microphone when joining a meeting'. There are also two checked checkboxes: 'Press and hold SPACE key to temporarily unmute yourself' and 'Sync buttons on headset'. An 'Advanced' button is located at the bottom right of the settings window. The background shows a meeting agenda with items like 'Economic Development - Greg King, Director' and 'ADMINISTRATIVE REPORTS: CONSENT ITEMS: 1. Motion to approve of claims paid and to incorporate into proceedings of the Board (3/20/20 & 3/27/20)'. At the bottom of the screen, there is a meeting toolbar with icons for 'Chat', 'Raise Hand', and 'Q&A'.

STEP 5: Raise hand to be recognized to speak.

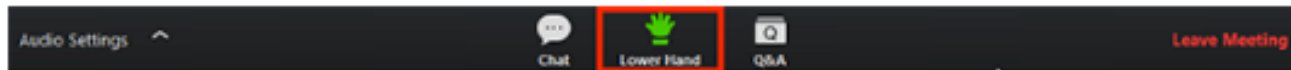
- Once “Raise Hand” is clicked, the Board Chairperson will receive notice and may UNMUTE your microphone when ready and verbally recognize you to speak.

On bottom of screen.

1. Click **Raise Hand** in the Webinar Controls.



2. The host will be notified that you've raised your hand.
3. Click **Lower Hand** to lower it if needed.



STEP 6: To leave the meeting

The screenshot shows a Zoom meeting window. At the top, a green banner reads "You are viewing Allegan County Administration's screen" with a "View Options" dropdown. In the top right corner, there are window control buttons and an "Enter Full Screen" button. The main content is a document viewer displaying a Microsoft Word document titled "BOC20200409_agenda [Compatibility Mode] - Word". The document header includes the "Allegan County Board of Commissioners" logo and contact information for County Services Building, Allegan, MI 49010, and lists Jim Storey as Chairperson and Gale Dugan as Vice Chairperson. The document title is "BOARD OF COMMISSIONERS MEETING - AGENDA". The agenda items are listed under four districts: DISTRICT 1 (Dean Kasperge), DISTRICT 2 (Jim Storey), DISTRICT 3 (Max R. Thiele), and DISTRICT 4 (Marilyn DeYoung). The agenda items include: Virtual Meeting - Connectivity Instructions (Attached), 1PM CALL TO ORDER, ROLL CALL, OPENING PRAYER, PLEDGE OF ALLEGIANCE, COMMUNICATIONS: Attached, APPROVAL OF MINUTES: Attached, PUBLIC PARTICIPATION, ADDITIONAL AGENDA ITEMS, APPROVAL OF AGENDA, PRESENTATIONS, PROCLAMATIONS, INFORMATIONAL SESSION: Attached, ADMINISTRATIVE REPORTS, and CONSENT ITEMS. The document footer shows "PAGE 1 OF 2" and "251 WORDS". At the bottom of the Zoom window, there is a control bar with "Audio Settings", "Chat", "Raise Hand", "Q&A", and a red "Leave Meeting" button. A large blue arrow points to the "Leave Meeting" button.