

S T A T E O F M I C H I G A N

BOARD OF COMMISSIONERS OF THE COUNTY OF ALLEGAN

**COUNTY OF ALLEGAN - 2024 GENERAL APPROPRIATIONS ACT**

**WHEREAS**, under MCLA 141.421 and .413, notice of a public hearing on the proposed budget was published in a newspaper of general circulation on September 28, 2023, and a public hearing on the proposed budget was held on October 12, 2023; and

**WHEREAS**, the Board of Commissioners intends to levy and collect the general property tax on all real and personal property within the County upon the current tax roll, an allocated millage of 5.1619 mills for County operations, which includes the Allocated Veterans Relief fund; voter-approved millage of 0.493 for Senior Services, voter-approved millage of 0.9654 mills for County Roads, voter-approved millage of 0.2448 mills for Medical Care Community, and voter-approved millage of 0.0979 for Allegan County Conservation District, for a total millage of 6.9630; and

**WHEREAS**, the Board of Commissioners has reviewed the recommended balanced budget and through this resolution is appropriating funds through Line Items contained within each budgetary Activity to each Department, as attached, and County officials responsible for the expenditures authorized in the budget may expend the funds up to, but not to exceed, the total appropriation authorized for each Activity and under the Board approved Budget Policy; and

**WHEREAS**, the 2024 proposed budget includes the capital and non-capital projects and grant funds received from State, Federal, and other sources, as outlined in the attached lists; and

**WHEREAS**, a comprehensive list of the County's fleet, e.g., vehicles, boats, ATVs, golf carts, and trailers, inclusive of the approved funding source, has been reviewed.

**THEREFORE BE IT RESOLVED**, in cases where there may be benefit financially and operationally, 2024 Capital Projects may proceed effective immediately upon adoption, contingent upon approval by the County Administrator; subsequently, the Executive Director of Finance is authorized to perform necessary budget adjustments; and

**BE IT FURTHER RESOLVED**, the Board of Commissioners authorizes the continuation of current capital projects into 2024, to include the re-appropriation of funding, as detailed as attached; and

**BE IT FURTHER RESOLVED**, the Board of Commissioners authorizes the County Administrator to execute documents related to fleet acquisitions and disposals, including, but not limited to, titles, purchase agreements, and registrations; and

**BE IT FURTHER RESOLVED**, the Board of Commissioners authorizes the County Administrator to take actions that would increase the total fleet size when those actions are directly supported by a Law Enforcement contract executed between the County, the Sheriff, and a local unit of government; and

**BE IT FURTHER RESOLVED**, that any action, e.g., purchase, grant, or donation that would serve to increase the total fleet size beyond the annually reviewed fleet list or a significant change in fleet item (i.e., ATV exchange for Full Size Truck) must be brought before the Board of Commissioners for consideration; and

**BE IT FURTHER RESOLVED**, the County Administrator is authorized to apply for and accept when awarded all grants included in the 2024 budget

submission, as attached; and

**BE IT FURTHER RESOLVED**, the Board Chairperson and/or County Administrator is authorized to sign any necessary grant documents on behalf of the County, and the Executive Director of Finance is authorized to perform any necessary budget adjustments related to these grants; and


**BE IT FURTHER RESOLVED**, the portion of any position funded through a grant shall be coterminous with the available program and grant funds; and

**BE IT FURTHER RESOLVED**, the Board of Commissioners adopts the proposed 2024 budget as the fiscal year 2024 Budget for the County of Allegan; and

**BE IT FINALLY RESOLVED**, the County Administrator and/or Board of Commissioners shall make any necessary corrections and adjustments to the 2024 Budget under Board approved County policy.

Moved by Commissioner Dugan, seconded by Commissioner Kapenga to approve the resolution as presented. Motion carried by roll call vote. Yeas: 5 votes. Nays: 0 votes.

ATTEST, A TRUE COPY



\_\_\_\_\_, Clerk-Register

APPROVED: October 12, 2023

cc: Admin. - Finance - Human Resources



---

M E M O

TO: Board of Commissioners

DATE: October 12, 2023

RE: **FY 2024-2028 Draft Proposed Budget**

I am pleased to present the FY 2024-2028 proposed budgets for your consideration. Financially, the upcoming year is planned to maintain a stable level of service and operations, *and* continue the implementation of several Board priorities in the law enforcement, judicial, transportation areas, in addition to starting the renovation of the courthouse. Funds are also directed to the maintenance of the County's portfolio of facilities, vehicles, and parks.

On an ongoing basis, the Board is engaged in the budget process particularly at the governance and policy level. The Board's work in adopting its Strategic Plan was utilized in the formation of the 2024-2028 budgets. In addition, each year the Board reviews and adopts the Budget Policy which provides general direction and specific parameters for the development of a recommended budget. Commissioner input is sought each year regarding the budget process, including the opportunity for each Commissioner to request specific information while the draft budget documents are being created. The Board also establishes personnel compensation parameters which impacts the majority of the budget. Capital parameters and priorities are set by the Board which provide direction for the development of the capital plan. On an ongoing basis, the Board receives revenue and expenditure status reports, capital reports, departmental performance reports and annual presentations, all aimed at keeping the Board engaged with the budget and related activities as well as departmental needs. Of course, overall financial accountability is reflected in the annual audit presented to the Board.

As a result of process improvement, budget planning is a more consistent process and information is getting to the Board earlier allowing more time for questions and consideration while still planning for the adoption of the budget well within the statutory timeframe. To stay on track with the timeline adopted in the Budget Policy, the Board will be asked to schedule an October 12 Public Hearing on the budget, which is also the target date for adoption of the FY 2024 budget. Note that State law only allows for the official adoption of a budget for FY 2024; years 2025-2027 are for longer-term internal planning.

## General Fund

General Fund	2023 Budget	2024 Proposed	Percent Change
Property Tax	33,164,828	35,248,474	6.3%
Fees/Charges for Services	3,821,355	3,895,855	1.9%
Interest/Rents	257,400	441,400	71.5%
Budget Stabilization	-	-	0.0%
Other Revenue	<u>5,833,645</u>	<u>6,153,115</u>	5.5%
Total Budgeted Revenues	43,077,228	45,738,844	6.2%
General Fund Expenditures			
Personnel	25,361,859	26,846,852	5.9%
Operational	9,091,394	9,671,367	6.4%
Transfer Out	<u>8,623,975</u>	<u>9,220,625</u>	<u>6.9%</u>
UAL Debt Service (included above)	2,400,000	2,400,000	0.0%
Contingency (included above)	616,009	611,847	-0.7%
Total Budgeted Expenditures	43,077,228	45,738,844	6.2%

### *Items of Note – General Fund*

#### Revenues

- *Property Tax:* The 2024-2028 budgets were built using the millage rates that the Board adopted in its April 2021 strategy document. The Property Tax category as a whole, which includes Trailer Tax and Industrial Facilities Tax, Marijuana Excise Tax, as well as Real and Personal Property Tax, is anticipated to increase by 6.3% but without an increase in the millage rate. For years 2024-2028, the taxable value is projected to increase by 6% per year, which is a combination of true growth plus Proposal A (allowed inflation) increases. The conservative approach is to continue the strategy that levies less than the maximum allowed so that a buffer may be maintained. Even with this conservative approach, by 2027, projected Headlee rollbacks will result in the County levying just 0.1919 mills less than the maximum millage rate.
  - A budget has been established for the receipt of marijuana tax from the State. These dollars come from the 10% excise tax charged on recreational sales and are distributed to the municipalities in which retail dispensaries are located. In March of 2023, The County received \$414,730 for FY 2022 Excise Tax. The County will not receive the FY 2023 distribution until March of 2024 so a conservative estimate of \$450,000 has been entered.

- *MDOC Detainee Housing Fee:* This is revenue received for accepting low-risk detainees held for minor rule violations from Kent County. The County would receive \$35 per day per detainee for up to 30 days. The transportation to/from the County Jail as well as medical costs would all be covered by Kent County. As we have no previous financial history for this revenue type, we have a conservative estimate of \$50,000 for FY 2024
- *Budget Stabilization Fund:* Generally, expenditures should be balanced to revenue without the use of Budget Stabilization. In years where services would otherwise be significantly reduced, it is appropriate to use Budget Stabilization as a tool in a reasonably sustainable manner. The following table shows the history of the use (as a Transfer Out) of this Fund.

<b>Year</b>	<b>Beginning Balance</b>	<b>Transfers In</b>	<b>Transfers Out</b>	<b>Ending Balance</b>
<b>2004</b>	1,897,690	-	-	1,897,690
<b>2005</b>	1,897,690	-	-	1,897,690
<b>2006</b>	1,897,690	-	-	1,897,690
<b>2007</b>	1,897,690	2,228,333		4,126,023
<b>2008</b>	4,126,023	181,373	-	4,307,396
<b>2009</b>	4,307,396		25,368	4,282,028
<b>2010</b>	4,282,028	742,695	500,000	4,524,723
<b>2011</b>	4,524,723	829,634	740,723	4,613,634
<b>2012</b>	4,613,634	680,439	750,000	4,544,073
<b>2013</b>	4,544,073	806,277	567,440	4,782,910
<b>2014</b>	4,782,910		323,811	4,459,099
<b>2015</b>	4,459,099	555,149	808,185	4,206,063
<b>2016</b>	4,206,063	282,005	500,000	3,988,068
<b>2017</b>	3,988,068	641,172	725,967	3,903,273
<b>2018</b>	3,903,273	672,218	874,919	3,700,572
<b>2019</b>	3,700,572	900,924	695,000	3,906,496
<b>2020</b>	3,906,496	752,411	-	4,658,907
<b>2021</b>	4,658,907	146,862	-	4,805,769
<b>2022</b>	4,805,769	175,751	-	4,981,520
<b>2023</b>	4,981,520	343,373	-	5,324,893

Currently, the 2024 draft budget does not include the use of Budget Stabilization Fund dollars.

- *General Fund Committed Reserve:* While preparing the 2021 budget, the Board approved a three-year (2021 - 2023) “COVID-19 Distribution Reserve” in the General Fund. This Reserve was created from the General Fund surplus fund balance distribution process that is detailed in section 4.13 of the Budget Policy. As the chart shows, \$1,847,354 is available and we recommend using this balance as payment towards the courthouse renovation project taking place in 2024.

<b>General Fund Committed Reserve Balance</b>	<b>Fund 101-374.190</b>
COVID-19 Reserve Fund 12/31/2021	4,222,591.00
2021 Budget Transfer	(1,396,328.00)
2022 Budget Transfer	(978,909.00)
Available for Future Years	1,847,354.00

Expenditures

- *Personnel:* The overall General Fund personnel costs increase is 5.9%. This includes the Board-approved double-step increases in the wage table. The list of approved and deferred position requests is subject to update at the request of the Board.
- *Preliminary Positions for 2024:* At this moment of the budget process, we are recommending the following new positions for your consideration:

Administration	New Full-Time Administrative Services Specialist	69,786
Circuit Court	New Full-Time Court Recorder/Judicial Secretary	78,998
Circuit Court	New Full-Time Law Clerk	88,211
Clerk's Office	New Full-Time Deputy Circuit Court Clerk	74,392
Pros. Attny	New Full-Time Assistant Prosecuting Attorney	109,277
Pros. Attny	New Full-Time Legal Admin. Specialist	78,998
Sheriff	New Courthouse Security/Assistance to Courts	79,743
Sheriff	New Full-Time Corrections Officer	90,022

669,428

- *Health Care Costs:* In accordance with P.A. 152 (“Hard Cap”) directives, a 2% increase has been budgeted for health care (medical, dental and vision) costs. Because the

County's costs were less than the Hard Cap for 2023, this increase will be enough to cover the expected 3% increase to the County's actual costs through the West Michigan Health Insurance Pool.

- *Drains Public Benefit Expense:* This expense was reduced from \$140,000 to \$100,000, which is more in line with historic spending.
- *Jail Health Insurance Variable Expense:* This expense was reduced from \$200,000 to \$150,000, which is more in line with historic spending.
- *Contingencies:* The amount earmarked for contingencies is \$611,847. Approximately \$37K of this contingency amount is being held for potential reclassification in positions that are still being considered. The list below outlines those potential personnel changes. Through the adoption the budget, the Administrator is authorized to create the necessary positions relative to the services or to apply the funds through contractual services.

## GENERAL FUND

<u>Dept</u>	<u>Fund</u>	<u>Position Request</u>
Administration	101-172	<i>Reclass Exec. Assistant to Admin. Services Coordinator or Manager</i>
District Court	101-286	<i>Reclass Full-Time Chief Account Clerk to Office Manager</i>
Equalization	101-257	<i>Reclass Full-Time Administrative Assistant</i>
Sheriff	101-301	<i>Evaluate Corrections Staffing Positions and Reclass as Necessary</i>

## NON-GENERAL FUND

Health	221-601	<i>Reclass Health Educator to Planning &amp; Preparedness Coordinator</i>
Health	221-601	<i>Evaluate Combining EH Assistants and PH Assistants Into a Combined Position and Reclass as Necessary</i>
Parks	208-751	<i>Reclass Parks Manager</i>

- *Operating Costs:* The gross operating costs change from FY23 to FY24 for all General Fund Departments is up 6.4%, or approximately \$579,973. The primary drivers of this increase are Jury Fees (up 56.8%), Contractual Services (up 16.25%), Printing & Binding for Elections (up 146.75%), Advertising (up 74.6%) and Office Equipment Repairs (up 55.2%)
- *Transfers Out:* As part of the April 2021 Strategy document regarding the early payment of debt, a \$2.4 million Transfer Out to the Liability Sinking Fund is included in this budget. A portion of this may be diverted for payment of the courthouse renovation project. There is also a \$225,000 increase to the transfer to the Sheriff Contracts Fund (287). This is due to an increase in the number of contracts signed in 2023.

**Special Revenue Funds:**

Non-General Fund	2023 Budget	2024 Proposed	Percent Change
Revenue	61,349,391	77,877,687	26.9%
Expense	59,489,732	75,833,957	27.5%
Expense Detail:			
Personnel	14,833,847	16,769,351	13.0%
Personnel: MERS UAL Payment	-	-	n/a
Personnel: PTO Payout Fund	180,426	180,426	0.0%
Operational	40,008,338	53,778,184	34.4%
Capital	2,637,819	3,938,628	49.3%
Transfer Out	1,829,302	1,167,368	-36.2%
Total Expense	59,489,732	75,833,957	27.5%

*Items of note – Special Revenue Funds*

- *Personnel:* The comments regarding General Fund personnel cost drivers hold true for non-General Funds. Please see the following chart:

**NON-GENERAL FUND**

<u>Dept</u>	<u>Fund</u>	<u>Position Request</u>
Health	221-601	New (5) Full-Time Public Health Technicians
Health	221-601	New Public Health Nurse
Human Resources	677-270	New Part-Time Human Resources Assistant
Public Defense	260-279	New Four Social Worker Interns
Public Defense	260-279	New Four Legal Interns
Public Defense	260-279	New Investigator Intern



- *Liability Sinking Fund:* This Fund accumulates dollars to pay down debt on an accelerated schedule. In 2022, \$7.65 million was distributed to MERS to restore the Defined Benefit pension funding level to 100%. A \$2.4 million General Fund transfer to this Fund is planned for both 2023 and 2024. All of these transactions are directed in the April 2021 Strategy document. In addition to these budgeted transfers, the Budget Policy directs that the Fund receives a portion of the General Fund surplus balance, measured at the end of each audit. The 2022 audit has been completed, this Fund has received a \$2,258,134 contribution, bringing the Fund balance to \$7,093,411. We are recommending that this balance be used towards payment of the courthouse renovation taking place in 2024.
- *PTO Liability Fund:* The PTO (Paid Time Off) Liability Fund is the mechanism that is used to capture and fund the County's total liability for accrued time off. The Budget Policy directs that this Fund be used to cover PTO payout amounts, such as at the time of an employee's retirement. Because Compensatory (Comp) Time payouts have the same liability profile as PTO, a budget has been created in the Fund to cover expected retirements. Creating a budget in this Fund, rather than budgeting for payouts in each department, avoids fluctuations in departments' personnel budgets.
- *Transportation Fund:* In accordance with the April 2021 Strategy, the Transportation Fund has an \$872,750 transfer in from the General Fund. This revenue will leverage State and Federal dollars, to provide expanded services to the County's residents.
- *Public Improvement (Capital Projects) Fund:* Per the Budget Policy, this Fund receives the first \$1.3 million of State Revenue Sharing (SRS) dollars, and 60% of the amount that exceeds \$2.2 million. This Fund's budget is still under development, as it is dependent upon the list of capital projects – a list that is still under review. It is very likely that the list of capital needs will exceed the SRS revenue directed to it. Additional SRS may be allocated to this fund with minimal negative impact to the Liability Sinking Fund, that receives the other 40% of SRS.
- *Senior Services Millage Fund:* Expenditures in the five service areas are projected to increase due to contract (unit price) increases, as well as volume (quantity) increases.
- *Animal Shelter Fund:* We are currently evaluating a renewal of a 3-year contract with a 501(c)(3) to manage the operations of our animal shelter in conjunction with Animal Control. The County has received a request for a significant increase in costs tied to that contract (approximately \$160,000 increase). As such, we are also evaluating other approaches to delivering the required services of the Shelter. We have a broad placeholder (approximately \$100,000) entered for the budget to cover a wide range of operational scenarios. Through the adoption the budget, the Administrator is authorized to create the necessary positions relative to the services or to apply the funds through contractual services.

### **Capital Projects:**

Capital project requests are in the administrative review state and was presented to the Board at its August 24th meeting. It is expected that the County's needs will exceed the funding level directed through its Budget Policy. There is a Board directive of \$10 million to renovate the courthouse in 2024. In the absence of any state assistance, our plan is to fund this project using the balances of the COVID-19 Distribution Reserve as well as the Liability Sinking Fund.

**Grants:**

A comprehensive list of anticipated grants is included in this packet. Grants that appear on this list are able to be handled administratively with a report back to the Board in accordance with the Budget Policy. With the exception of Health Grants, which require a special Maintenance of Effort calculation, the amount of County funding required by the granting source may be found in the column titled “Local Match Required”. Amounts found in the “Anticipated Additional County Funding” column may be reduced without fear of losing the underlying grant funds, although service levels (including staffing) may be impacted. In accordance with the Budget Policy guidance, grant applications now request reimbursement for indirect costs when the grant allows for cost recovery. A column indicating the status of indirect costs is included on the Grants Master List.

**Fleet List:**

A complete list of vehicles, boats, and trailers is included in the budget packet. As in past years, absent new grant funding or donations, items that were originally procured through a grant or donation are not planned for replacement through the County’s capital process.

**Fee Schedule:**

The Budget Policy requires that the County-wide fee schedule be included with the budget submission to the Board. This list is included in the budget packet.

**Allegan County**  
**General Fund Operating Budget**  
**Fiscal Year 2024**

	2022 Actual	2023 Projected	2024 Recommended
--	----------------	-------------------	---------------------

**Revenues By Source:**

Taxes (402 to 439)	30,678,523	33,164,828	35,248,474
Licenses & Permits (478 to 486)	52,099	56,080	56,050
State & Federal Grants (500 to 599)	3,459,804	2,805,231	3,110,231
Charges for Services (600 to 656)	3,694,118	3,821,355	3,895,855
Fines & Forfeits (657 to 663)	298,346	126,150	176,150
Interest & Rent (665 to 673)	224,146	257,400	441,400
Other Revenue (674 to 698)	2,537,985	2,766,234	2,760,684
Transfers In / Other Fin Sources (699)	402,985	79,950	50,000
<b>Total Revenues</b>	<b>41,348,006</b>	<b>43,077,228</b>	<b>45,738,844</b>

**Expenditures by Function:**

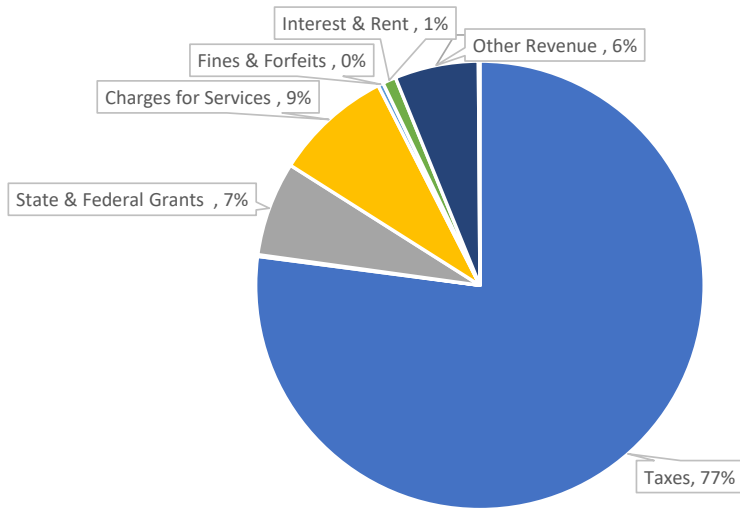
Legislative (101)	336,562	330,875	378,757
Judicial (283 to 295; 298; 299)	4,217,652	4,474,957	4,852,680
General Government (172; 201; 215 to 233; 243; 247 to 270; 296; 442; 710; 711)	11,196,410	12,224,281	13,378,855
Public Safety (301.301 to 301.431)	12,604,605	13,886,098	14,230,478
Public Works (245; 441; 445)	179,765	255,003	216,877
Health & Welfare (601.636; 648; 689)	397,408	436,992	466,621
Recreation & Cultural (728, 751)	55,000	55,000	86,189
Other (109; 194; 208; 970)	1,818,556	2,448,952	2,561,667
Transfers Out (971 to 981)	12,141,759	8,965,070	9,566,720
<b>Total Expenditures</b>	<b>42,947,717</b>	<b>43,077,228</b>	<b>45,738,844</b>

Net of Revenues/Expenditures	(1,599,711)	-	-
Beginning Fund Balance	7,950,537	7,747,178	7,747,178
Ending Fund Balance	7,747,178	7,747,178	7,747,178
Fund Balance as a Percent of Expenditures	18.04%	17.98%	16.94%

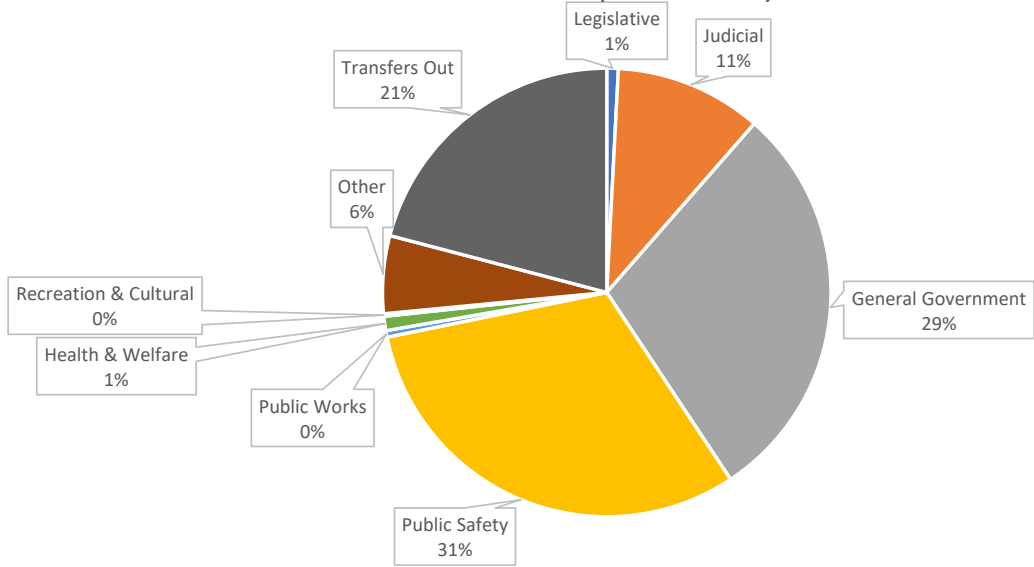
**Expenditures by Type:**

Personnel (701 to 726)	23,318,408	25,361,859	26,846,852
Operating (727 to 969)	7,480,151	8,745,299	9,325,272
Transfers Out (971 to 998)	11,803,063	8,623,975	9,220,625
Capital (970)	346,095	346,095	346,095
	42,947,717	43,077,228	45,738,844

### 2024 General Fund Revenues by Source



### 2024 General Fund Expenditures by Function



## 2024 General Fund Revenues - Proposed

Activity	Title	2022 Actual	2023 Projected	2024 Proposed
000.000	TRANSFER IN	402,985	79,950	50,000
201.000	FINANCE DEPARTMENT	186,016	-	50,000
215.000	CLERK	359,236	298,030	295,250
228.000	NETWORK SYSTEMS	32,456	22,414	22,414
243.000	LAND INFORMATION SERVICES (LIS)	287	2,000	2,000
245.000	MONUMENTATION PROGRAM	84,896	100,000	100,000
253.000	TREASURER	34,774,517	37,463,904	39,888,550
257.000	EQUALIZATION	13,675	16,175	16,175
262.000	ELECTIONS	39,199	38,500	38,500
265.261	FACILITIES MANAGEMENT - COURTHOUSE	-	-	-
265.262	911/CENTRAL DISPATCH (FACILITIES)	-	40	40
265.263	FACILITIES MANAGEMENT - HUMAN SERVICES	230,893	97,250	203,250
265.264	FACILITIES MANAGEMENT - MCF BUILDING	329,058	300,300	300,300
265.265	FACILITIES MANAGEMENT	2,514	1,000	1,000
265.266	FACILITIES MANAGEMENT-MAIL/COPY SERVICE	34,556	16,000	16,000
265.268	FACILITIES MANAGEMENT -CMH CLINIC	66,963	72,000	42,000
265.269	FACILITIES MANAGEMENT SHERIFF/JAIL	-	200	200
265.270	FACILITIES MANAGEMENT-COUNTY SERVICES	83,257	75,300	300
283.000	CIRCUIT COURT	25,193	17,300	32,300
284.000	FAMILY COURT JUDICIAL	136,641	119,500	119,500
286.000	DISTRICT COURT	1,197,980	1,374,350	1,374,350
287.000	PROBATION-DISTRICT COURT	134,990	140,000	140,000
294.148	PROBATE COURT	49,358	39,670	39,670
296.000	PROSECUTING ATTORNEY	4,197	7,500	7,500
301.301	SHERIFFS DEPARTMENT	93,196	60,690	67,190
301.303	SWET ENFORCEMENT TEAM	24,183	24,000	24,000
301.305	ENFORCEMENT/SECONDARY ROAD PATROL	148,355	115,000	130,000
301.314	AUXILIARY SERVICES	22,070	30,000	27,000
301.315	DETECTIVE SERVICES	-	-	-
301.331	MARINE LAW ENFORCEMENT	69,600	70,000	72,000
301.351	JAIL	647,587	353,000	472,000
301.352	INMATE PROGRAMS	26,437	81,500	30,500
301.426	EMERGENCY MANAGEMENT	46,225	32,000	32,000
301.430	ANIMAL CONTROL	-	-	-
442.000	DRAIN COMMISSIONER	31,812	40,500	56,300
631.000	SUBSTANCE ABUSE	218,439	171,155	171,155
711.000	REGISTER OF DEEDS	1,831,235	1,818,000	1,917,400
<b>Total</b>		<b>41,348,006</b>	<b>43,077,228</b>	<b>45,738,844</b>

## 2024 General Fund Expenditures - Proposed

Activity	Title	2022 Actual	2023 Projected	2024 Proposed
101.000	BOARD OF COMMISSIONERS	336,562	330,875	378,757
109.000	CONTINGENCIES	-	616,009	611,847
172.000	ADMINISTRATIVE DEPARTMENT	411,365	483,848	589,955
194.000	INSURANCE AND BONDS	385,000	385,000	415,000
201.000	FINANCE DEPARTMENT	472,901	478,246	507,360
208.000	EMPLOYEES OTHER FRINGE BENEFITS	1,433,556	1,447,943	1,534,820
215.000	CLERK	703,657	786,247	886,634
223.000	AUDITING	48,880	56,000	57,000
228.000	INFORMATION SYSTEMS	1,485,248	1,656,604	1,768,469
229.000	RECORDS MGT	105,525	107,910	114,667
233.000	PROJECT MANAGEMENT	218,977	303,463	325,091
243.000	LAND INFORMATION SERVICES (LIS)	124,554	193,081	175,471
245.000	MONUMENTATION PROGRAM	84,897	100,000	100,000
247.000	PLAT BOARD	115	1,294	1,046
253.000	TREASURER	627,387	682,070	727,714
257.000	EQUALIZATION	522,286	586,815	631,528
262.000	ELECTIONS	280,164	188,165	406,246
265.260	FACILITIES MANAGEMENT - ANIMAL CONTROL	36,383	38,144	39,680
265.261	FACILITIES MANAGEMENT - COURTHOUSE	444,525	330,347	359,628
265.262	911/CENTRAL DISPATCH (FACILITIES)	108,341	153,346	159,459
265.263	FACILITIES MANAGEMENT - HUMAN SERV	249,572	262,487	292,979
265.264	FACILITIES MANAGEMENT - MCF BUILDIN	325,960	294,250	305,505
265.265	FACILITIES MANAGEMENT	760,908	826,317	901,245
265.266	FACILITIES MANAGEMENT-MAIL/COPY SE	234,821	245,316	253,683
265.268	FACILITIES MANAGEMENT -CMH CLINIC	16,103	18,000	18,480
265.269	FACILITIES MANAGEMENT SHERIFF/JAIL	603,101	674,433	658,055
265.270	FACILITIES MANAGEMENT-COUNTY SERV	127,304	198,557	169,666
265.272	FACILITIES MANAGEMENT-COUNTY SVC C	54,933	39,600	50,692
265.273	FACILITIES MANAGEMENT - YOUTH HOM	56,924	78,500	80,190
266.000	ADMINISTRATION LEGAL COUNSEL	227,087	232,356	326,255
270.000	HUMAN RESOURCE DEPARTMENT	434,541	497,080	555,311
283.000	CIRCUIT COURT	745,543	743,991	987,255
284.000	FAMILY COURT JUDICIAL	736,947	754,153	777,827
286.000	DISTRICT COURT	1,738,265	1,830,252	1,870,861
287.000	PROBATION-DISTRICT COURT	448,788	472,378	501,876
290.000	FRIEND OF THE COURT	1,988	-	-
294.148	PROBATE COURT	517,925	599,076	629,179
294.150	GUARDIAN/CONSERVATORS	18,161	43,500	44,815
295.000	PROBATION-CIRCUIT COURT	7,035	7,480	7,480
296.000	PROSECUTING ATTORNEY	1,735,362	1,934,158	2,126,357
298.000	FAMILY COUNSELING SERVICES	3,000	17,125	17,125
299.000	JURY BOARD	-	7,002	16,262
301.301	SHERIFFS DEPARTMENT	5,817,227	5,951,389	5,894,514
301.303	SWET ENFORCEMENT TEAM	114,861	114,508	115,256
301.305	ENFORCEMENT/SECONDARY ROAD PATRO	361,179	374,233	376,128
301.314	AUX SERVICES - RESERVES	46,843	91,988	82,094
301.315	DETECTIVE BUREAU	842,091	863,659	897,607
301.316	COURTHOUSE SECURITY	258,519	363,703	453,442
301.317	ACADEMY SCHOLARSHIP	-	-	61,711
301.331	MARINE LAW ENFORCEMENT	100,707	123,330	125,488
301.351	JAIL	3,444,347	4,075,871	4,227,799
301.352	COMMUNITY SERVICES - INMATE PROGRAMS	374,513	413,893	433,404
301.353	JAIL HEALTH	965,116	1,149,000	1,124,640
301.426	EMERGENCY MANAGEMENT	125,557	135,290	140,813
301.427	L.E.P.C.	32,677	41,343	112,781
301.430	ANIMAL SHELTER	120,709	185,841	182,751
431.000	LIVESTOCK CLAIMS	259	2,050	2,050

## 2024 General Fund Expenditures - Proposed

<u>Activity</u>	<u>Title</u>	<u>2022 Actual</u>	<u>2023 Projected</u>	<u>2024 Proposed</u>
441.000	DEPARTMENT OF PUBLIC WORKS	12,497	15,003	16,877
442.000	DRAIN COMMISSIONER	346,110	405,005	386,708
445.000	DRAINS-PUBLIC BENEFIT	82,371	140,000	100,000
601.636	COMMUNICABLE DISEASES	1,293	7,500	7,500
648.000	MEDICAL EXAMINER	250,953	273,000	281,000
689.000	VETERANS SERVICES	145,162	156,492	178,121
710.000	MSU - COOPERATIVE EXTENSION	100,918	103,946	107,063
711.000	REGISTER OF DEEDS	332,458	368,696	396,718
728.000	ECONOMIC DEVELOPMENT	55,000	55,000	86,189
970.000	TRANSFERS OUT-MENTAL HEALTH	346,095	346,095	346,095
981.000	TRANSFERS OUT-OTHER	11,795,664	8,618,975	9,220,625
<b>Total</b>		<b>42,947,717</b>	<b>43,077,228</b>	<b>45,738,844</b>

## 2024 Non-General Funds - Proposed Revenues and Expenditures

	2022 Actuals	2023 Projected	2024 Proposed
<b>102 BUDGET STABILATION FUND</b>			
201.000 FINANCE DEPARTMENT	175,751	-	-
Total Revenues	175,751	-	-
201.000 FINANCE DEPARTMENT	-	-	-
Total Expenditures	-	-	-
Net Result of Operations	175,751	-	-
Beginning Fund Balance	4,805,769	4,981,520	4,981,520
Ending Fund Balance	4,981,520	4,981,520	4,981,520
<b>104 LOCAL REVENUE SHARING</b>			
201.000 FINANCE DEPARTMENT	357,281	380,000	380,000
Total Revenues	357,281	380,000	380,000
201.000 FINANCE DEPARTMENT	393,184	361,554	493,612
Total Expenditures	393,184	361,554	493,612
Net Result of Operations	(35,903)	18,446	(113,612)
Beginning Fund Balance	249,732	213,829	232,275
Ending Fund Balance	213,829	232,275	118,663
<b>108 GASB 84 FUND</b>			
215.000 CLERK	95,987	500,000	500,000
Total Revenues	95,987	500,000	500,000
215.000 CLERK	480	500,000	500,000
Total Expenditures	480	500,000	500,000
Net Result of Operations	95,507	-	-
Beginning Fund Balance	-	95,507	95,507
Ending Fund Balance	95,507	95,507	95,507
<b>208 PARK/RECREATION FUND</b>			
751.090 DUMONT LAKE PARK	6,863	6,700	7,000
751.091 GUN LAKE PARK	11,364	11,850	11,950
751.092 LITTLEJOHN LAKE PARK	3,972	3,300	3,300
751.093 SILVER CREEK PARK	37,116	31,100	35,100
751.094 WEST SIDE PARK	3,388	3,300	3,300
751.095 ELY LAKE CMPGRND	48,172	38,950	43,200
751.095 ELY LAKE LEASE	464,461	-	-
751.097 BYSTERVELD PARK	1,937	1,155	1,400



## 2024 Non-General Funds - Proposed Revenues and Expenditures

	2022 Actuals	2023 Projected	2024 Proposed
751.098 NEW RICHMOND BRIDGE PARK	2,796	2,850	2,850
751.751 PARKS & RECREATION-ADMINISTRATIVE	354,369	391,455	522,820
<b>Total Revenues</b>	<b>934,438</b>	<b>490,660</b>	<b>630,920</b>
000.401 TRANSFER OUT	15,500	-	-
751.090 DUMONT LAKE PARK	16,284	12,780	12,181
751.091 GUN LAKE PARK	11,210	16,450	16,781
751.092 LITTLEJOHN LAKE PARK	9,613	11,090	10,471
751.093 SILVER CREEK PARK	13,706	16,350	15,971
751.094 WEST SIDE PARK	10,863	12,700	13,281
751.095 ELY LAKE CMPGRND	27,505	14,500	14,821
751.095 ELY LAKE LEASE	464,461	-	-
751.096 PINE POINT CMPGRND	-	-	-
751.097 BYSTERVELD PARK	10,657	9,150	8,796
751.098 NEW RICHMOND BRIDGE PARK	6,400	7,650	8,246
751.751 PARKS & RECREATION-ADMINISTRATIVE	327,055	468,519	427,248
751.774 RECREATION/TOURISM COUNCIL	9,609	12,471	13,477
<b>Total Expenditures</b>	<b>922,863</b>	<b>581,660</b>	<b>541,273</b>
Net Result of Operations	11,575	(91,000)	89,647
Beginning Fund Balance	202,350	213,925	122,925
Ending Fund Balance	213,925	122,925	212,572
<b>215 Friend Of The Court Office</b>			
290.000 FRIEND OF THE COURT	1,822,280	1,818,510	1,913,285
<b>Total Revenues</b>	<b>1,822,280</b>	<b>1,818,510</b>	<b>1,913,285</b>
290.000 FRIEND OF THE COURT	1,710,784	1,818,510	1,862,422
<b>Total Expenditures</b>	<b>1,710,784</b>	<b>1,818,510</b>	<b>1,862,422</b>
Net Result of Operations	111,496	-	50,863
Beginning Fund Balance	894,678	1,006,174	1,006,174
Ending Fund Balance	1,006,174	1,006,174	1,057,037
<b>216 FRIEND OF THE COURT FUND</b>			
289.000 FRIEND OF THE COURT-P.A. 294	60,949	55,050	50,050
<b>Total Revenues</b>	<b>60,949</b>	<b>55,050</b>	<b>50,050</b>
289.000 FRIEND OF THE COURT-P.A. 294	44,860	55,050	25,100
<b>Total Expenditures</b>	<b>44,860</b>	<b>55,050</b>	<b>25,100</b>
Net Result of Operations	16,089	-	24,950
Beginning Fund Balance	397,736	413,825	413,825

**2024 Non-General Funds - Proposed Revenues and Expenditures**

	2022 Actuals	2023 Projected	2024 Proposed
Ending Fund Balance	413,825	413,825	438,775
<b>221 HEALTH DEPARTMENT FUND</b>			
601.529 SOLID WASTE PLANNING	112,401	118,954	138,242
601.601 GENERAL HEALTH	503,359	552,167	620,144
601.602 SOCIAL DETERMINANTS	-	-	25,000
601.603 PERSONAL HEALTH SERVICES	221,144	220,388	163,713
601.604 ENVIRONMENTAL HEALTH	146,653	154,245	163,560
601.605 ORAL HEALTH KDG ASSESSMENT	-	-	57,844
601.606 HEARING	100,275	80,389	94,294
601.607 VISION	111,497	99,249	107,448
601.609 ENVIRONMENTAL HEALTH SERVICES	460,313	330,819	326,264
601.610 FOOD PROTECTION	351,695	335,558	467,750
601.611 ON-SITE SEWAGE/WASTE WATER	222,200	316,672	410,734
601.612 PRIVATE/PUBLIC WATER	272,124	408,585	472,079
601.613 PFAS RESPONSE OTSEGO	-	-	5,235
601.614 PFAS RESPONSE KAVCO LANDFILL	-	-	3,740
601.615 PFAS RESPONSE DEYOUNG SITE	-	-	1,495
601.616 CSHCS VACCINE INITIATIVE	-	-	5,388
601.617 LEAD	21,487	25,898	34,769
601.618 CHILDREN SPECIAL HEALTH CARE SERVICES	164,894	188,521	184,114
601.619 MEDICAID OUTREACH	39,980	13,704	18,654
601.621 IMMUNIZATION PROGRAM	273,660	247,400	140,492
601.622 STD & HIV SERVICES	151,832	160,924	108,574
601.623 COMMUNICABLE DISEASE CONTROL	410,072	259,132	267,209
601.624 BIOTERRORISM/PHEP GRANT	143,084	151,657	150,259
601.627 COVID-19 TRACE	-	-	385,570
601.628 COVID-19	1,173,168	1,122,603	75,222
601.629 COVID-19 HEALTH RESOURCE ADVOCATE	-	-	148,334
601.630 COVID-19 WORKFORCE DEVELOPMENT	-	-	115,070
601.631 COVID-19 HEALTH DISPARITIES	-	-	70,000
601.632 TUBERCULOSIS CONTROL	-	-	1,068
601.634 VECTOR BORNE DISEASE SURVEILLANCE	-	-	9,000
601.635 IMMUNICATION ACTION PLAN	-	-	84,429
601.637 HIV PREVENTION	-	-	79,643
601.638 EGLE GREAT LAKES BEACH MONITORING	-	-	6,200
601.639 MATERNAL & CHILD HEALTH	-	-	21,992
<b>Total Revenues</b>	<b>4,879,838</b>	<b>4,786,865</b>	<b>4,963,529</b>
529.101 SOLID WASTER PLANNING COMMITTEE	-	-	1,186
601.529 SOLID WASTE PLANNING	105,922	118,954	137,062
601.601 GENERAL HEALTH	485,082	552,168	631,082
601.602 SOCIAL DETERMINANTS	-	-	24,998
601.603 PERSONAL HEALTH SERVICES	162,308	220,387	163,594
601.604 ENVIRONMENTAL HEALTH	132,493	154,244	163,543
601.605 ORAL HEALTH KDG ASSESSMENT	-	-	57,844
601.606 HEARING	76,588	80,388	94,153
601.607 VISION	87,917	99,250	107,270
601.609 ENVIRONMENTAL HEALTH SERVICES	375,988	330,820	322,591
601.610 FOOD PROTECTION	321,845	335,558	447,276
601.611 ON-SITE SEWAGE/WASTE WATER	289,729	316,673	385,320
601.612 PRIVATE/PUBLIC WATER	345,385	408,585	467,459
601.613 PFAS RESPONSE OTSEGO	-	-	5,235
601.614 PFAS RESPONSE KAVCO LANDFILL	-	-	3,741
601.615 PFAS RESPONSE DEYOUNG SITE	-	-	1,497
601.616 CSHCS VACCINE INITIATIVE	-	-	5,239
601.617 LEAD	20,121	25,899	34,725
601.618 CHILDREN SPECIAL HEALTH CARE SERVICES	184,580	188,521	183,747
601.619 MEDICAID OUTREACH	10,460	13,708	18,492
601.621 IMMUNIZATION PROGRAM	227,660	247,401	139,102
601.622 STD & HIV SERVICES	143,853	160,923	108,840
601.623 COMMUNICABLE DISEASE CONTROL	221,044	259,133	291,045

## 2024 Non-General Funds - Proposed Revenues and Expenditures

	2022 Actuals	2023 Projected	2024 Proposed
601.624 BIOTERRORISM/PHEP GRANT	144,183	151,658	150,181
601.625 MONKEYPOX VIRUS RESPONSE	-	-	42
601.627 COVID-19 TRACE	-	-	304,663
601.628 COVID-19	976,495	1,647,530	70,704
601.629 COVID-19 HEALTH RESOURCE ADVOCATE	-	-	219,717
601.630 COVID-19 WORKFORCE DEVELOPMENT	-	-	54,106
601.631 COVID-19 HEALTH DISPARITIES	-	-	69,999
601.632 TUBERCULOSIS CONTROL	-	-	1,068
601.634 VECTOR BORNE DISEASE SURVEILLANCE	-	-	9,001
601.635 IMMUNICATION ACTION PLAN	-	-	77,513
601.637 HIV PREVENTION	-	-	79,566
601.638 EGLE GREAT LAKES BEACH MONITORING	-	-	6,202
601.639 MATERNAL & CHILD HEALTH	-	-	21,972
<b>Total Expenditures</b>	<b>4,311,653</b>	<b>5,311,800</b>	<b>4,859,775</b>
Net Result of Operations	568,185	(524,935)	103,754
Beginning Fund Balance	1,024,363	1,592,548	1,067,613
Ending Fund Balance	1,592,548	1,067,613	1,171,367

### 226 SOLID WASTE FUND

000.000 INTEREST EARNED	(1,882)	-	-
528.541 RECYCLING - Allegan Township	69,015	92,249	97,514
528.542 RECYCLING-Casco Township	27,007	27,823	27,353
528.543 RECYCLING-Cheshire Township	24,308	17,114	15,075
528.545 RECYCLING-Dorr Township	114,469	100,682	119,615
528.548 RECYCLING-Gun Plain Township	125,363	117,008	119,300
528.549 RECYCLING-Heath Township	82,500	42,481	62,100
528.550 RECYCLING-Hopkins Township	50,232	38,516	50,262
528.553 RECYCLING-Leighton Township	127,400	123,915	123,200
528.554 RECYCLING-Manlius Township	38,068	35,355	37,086
528.555 RECYCLING-Martin Township	52,550	52,601	52,250
528.556 RECYCLING-Monterey Township	46,500	41,316	46,132
528.557 RECYCLING-Otsego City	41,190	41,790	41,322
528.558 RECYCLING-Otsego Township	98,913	78,045	95,527
528.559 RECYCLING-Overisel Township	2,816	2,501	3,001
528.561 RECYCLING-Salem Township	-	10,805	11,523
528.564 RECYCLING-Trowbridge Township	25,894	25,887	20,128
528.568 RECYCLING-Wayland City	63,072	65,010	68,642
528.569 RECYCLING-Wayland Township	57,550	42,718	60,680
528.570 RECYCLING-Fillmore Township	3,352	-	23,986
<b>Total Revenues</b>	<b>1,048,317</b>	<b>955,816</b>	<b>1,074,696</b>
528.541 RECYCLING-Allegan Township	77,461	94,761	97,514
528.543 RECYCLING-Casco Township	19,361	21,452	27,353
528.543 RECYCLING-Cheshire Township	19,883	17,688	15,075
528.545 RECYCLING-Dorr Township	114,469	103,873	119,615
528.548 RECYCLING-Gun Plain Township	125,363	109,028	119,300
528.549 RECYCLING-Heath Township	55,090	49,219	62,100
528.550 RECYCLING-Hopkins Township	35,951	34,111	50,262
528.553 RECYCLING-Leighton Township	98,264	86,693	123,201
528.554 RECYCLING-Manlius Township	38,068	36,536	37,085
528.555 RECYCLING-Martin Township	34,215	32,866	52,250
528.556 RECYCLING-Monterey Township	32,565	39,731	46,132
528.557 RECYCLING-Otsego City	38,569	41,640	41,322
528.558 RECYCLING-Otsego Township	98,913	80,673	95,527
528.559 RECYCLING-Overisel Township	2,816	2,588	3,001
528.561 RECYCLING-Salem Township	11,760	11,153	11,523
528.564 RECYCLING-Trowbridge Township	25,301	26,692	20,128
528.568 RECYCLING-Wayland City	65,518	66,400	68,643
528.569 RECYCLING-Wayland Township	57,502	43,956	60,680
528.570 RECYCLING-Fillmore Township	-	-	23,986

**2024 Non-General Funds - Proposed Revenues and Expenditures**

	2022 Actuals	2023 Projected	2024 Proposed
Total Expenditures	951,069	899,060	1,074,697
Net Result of Operations	97,248	56,756	(1)
Beginning Fund Balance	207,089	304,337	361,093
Ending Fund Balance	304,337	361,093	361,092
<b>243 Brownfield Redevelopment Authority</b>			
720.000 BROWNFIELD HAZARDOUS SUBSTANCE	-	-	-
Total Revenues	-	-	-
745.000 MACC	17,011	-	-
Total Expenditures	17,011	-	-
Net Result of Operations	(17,011)	-	-
Beginning Fund Balance	(63,850)	(80,861)	(80,861)
Ending Fund Balance	(80,861)	(80,861)	(80,861)
<b>245 Multi Agency Collaborative Committee</b>			
745.000 MACC	7,467	7,467	7,150
Total Revenues	7,467	7,467	7,150
745.000 MACC	6,716	7,467	7,151
Total Expenditures	6,716	7,467	7,151
Net Result of Operations	751	-	(1)
Beginning Fund Balance	18,063	18,814	18,814
Ending Fund Balance	18,814	18,814	18,813
<b>252 PTO FUND</b>			
201.000 FINANCE DEPARTMENT	238,071	-	-
Total Revenues	238,071	-	-
201.000 FINANCE DEPARTMENT	346,468	180,426	200,000
Total Expenditures	346,468	180,426	200,000
Net Result of Operations	(108,397)	(180,426)	(200,000)
Beginning Fund Balance	1,362,715	1,254,318	1,073,892
Ending Fund Balance	1,254,318	1,073,892	873,892
<b>254 ANIMAL SHELTER</b>			
430.000 ANIMAL SHELTER	79,455	81,468	184,419
Total Revenues	79,455	81,468	184,419
430.000 ANIMAL SHELTER	85,177	125,068	184,419
Total Expenditures	85,177	125,068	184,419
Net Result of Operations	(5,722)	(43,600)	-
Beginning Fund Balance	47,080	41,358	(2,242)
Ending Fund Balance	41,358	(2,242)	(2,242)
<b>256 REGISTER OF DEEDS AUTOMATION FUND</b>			
711.000 REGISTER OF DEEDS	117,926	191,000	113,000
Total Revenues	117,926	191,000	113,000
711.000 REGISTER OF DEEDS	55,021	226,072	110,000
Total Expenditures	55,021	226,072	110,000
Net Result of Operations	62,905	(35,072)	3,000
Beginning Fund Balance	820,804	883,709	848,637
Ending Fund Balance	883,709	848,637	851,637
<b>257 PALISADES EMERGENCY PLANNING FACILITY UP</b>			
301.426 EMERGENCY MANAGEMENT	20,000	-	-

**2024 Non-General Funds - Proposed Revenues and Expenditures**

	2022 Actuals	2023 Projected	2024 Proposed
Total Revenues	20,000	-	-
301.426 EMERGENCY MANAGEMENT	5,454	-	-
Total Expenditures	5,454	-	-
Net Result of Operations	14,546	-	-
Beginning Fund Balance	40,138	54,684	54,684
Ending Fund Balance	54,684	54,684	54,684
<b>259 LIABILITY SINKING FUND</b>			
000.000 STATE REVENUE SHARING	996,716	493,679	1,198,491
000.000 TRANSFER IN	5,132,067	2,400,000	2,400,000
Total Revenues	6,128,783	2,893,679	3,598,491
201.000 FINANCE DEPARTMENT	7,256,373	-	-
Total Expenditures	7,256,373	-	-
Net Result of Operations	(1,127,590)	2,893,679	3,598,491
Beginning Fund Balance	5,962,867	4,835,277	7,728,956
Ending Fund Balance	4,835,277	7,728,956	11,327,447
<b>260 INDIGENT DEFENSE</b>			
000.000 INDIGENT DEFENSE	3,115,873	4,386,080	6,014,282
Total Revenues	3,115,873	4,386,080	6,014,282
279.000 Public Defender	3,115,686	4,386,080	6,024,706
Total Expenditures	3,115,686	4,386,080	6,024,706
Net Result of Operations	187	-	(10,424)
Beginning Fund Balance	69,348	69,535	69,535
Ending Fund Balance	69,535	69,535	59,111
<b>261 CENTRAL DISPATCH FUND</b>			
325.000 CENTRAL DISPATCH/E911	3,643,655	3,123,878	3,280,826
Total Revenues	3,643,655	3,123,878	3,280,826
325.000 CENTRAL DISPATCH	3,127,986	3,087,781	3,247,302
326.000 911 PROJECT ACTIVITY	-	-	-
Total Expenditures	3,127,986	3,087,781	3,247,302
Net Result of Operations	515,669	36,097	33,524
Beginning Fund Balance	776,999	1,292,668	1,328,765
Ending Fund Balance	1,292,668	1,328,765	1,362,289
<b>263 CONCEALED PISTOL LICENSING FUND</b>			
215.000 CLERK	71,830	65,000	65,000
Total Revenues	71,830	65,000	65,000
215.000 CLERK	63,913	67,038	70,702
Total Expenditures	63,913	67,038	70,702
Net Result of Operations	7,917	(2,038)	(5,702)
Beginning Fund Balance	320,535	328,452	326,414
Ending Fund Balance	328,452	326,414	320,712
<b>264 LOCAL CORRECTIONS OFFICERS TRAINING FUND</b>			
301.362 OTHER CORRECTIONS ACTIVITIES - TRAINING	18,270	28,000	25,000
Total Revenues	18,270	28,000	25,000
301.362 OTHER CORRECTIONS ACTIVITIES - TRAINING	33,075	43,398	43,770
Total Expenditures	33,075	43,398	43,770

## 2024 Non-General Funds - Proposed Revenues and Expenditures

	2022 Actuals	2023 Projected	2024 Proposed
Net Result of Operations	(14,805)	(15,398)	(18,770)
Beginning Fund Balance	75,017	60,212	44,814
Ending Fund Balance	60,212	44,814	26,044
<b>265 DRUG LAW ENFORCEMENT FUND-SHERIFF</b>			
301.000 SHERIFFS DEPARTMENT	8,394	1,000	1,000
Total Revenues	8,394	1,000	1,000
301.000 SHERIFFS DEPARTMENT	-	2,500	2,500
Total Expenditures	-	2,500	2,500
Net Result of Operations	8,394	(1,500)	(1,500)
Beginning Fund Balance	72,332	80,726	79,226
Ending Fund Balance	80,726	79,226	77,726
<b>266 JUSTICE TRAINING FUND</b>			
301.320 SHERIFFS TRAINING	7,638	10,000	10,000
Total Revenues	7,638	10,000	10,000
301.320 SHERIFFS DEPT.--TRAINING	6,431	14,000	14,000
Total Expenditures	6,431	14,000	14,000
Net Result of Operations	1,207	(4,000)	(4,000)
Beginning Fund Balance	8,235	9,442	5,442
Ending Fund Balance	9,442	5,442	1,442
<b>269 LAW LIBRARY FUND</b>			
292.000 LAW LIBRARY	30,958	31,270	33,117
Total Revenues	30,958	31,270	33,117
292.000 LAW LIBRARY	32,730	31,270	33,117
Total Expenditures	32,730	31,270	33,117
Net Result of Operations	(1,772)	-	-
Beginning Fund Balance	106,090	104,318	104,318
Ending Fund Balance	104,318	104,318	104,318
<b>272 DRUG LAW ENFORCEMENT FUND-PROSECUTOR</b>			
296.000 PROSECUTING ATTORNEY	(59)	1,233	1,233
Total Revenues	(59)	1,233	1,233
296.000 PROSECUTING ATTORNEY	(717)	5,000	5,000
Total Expenditures	(717)	5,000	5,000
Net Result of Operations	658	(3,767)	(3,767)
Beginning Fund Balance	29,910	30,568	26,801
Ending Fund Balance	30,568	26,801	23,034
<b>273 TECHNOLOGY CONTRACTS</b>			
228.000 TECHNOLOGY CONTRACTS	95,802	78,250	87,039
Total Revenues	95,802	78,250	87,039
228.000	53,208	78,250	81,147
Total Expenditures	53,208	78,250	81,147
Net Result of Operations	42,594	-	5,892
Beginning Fund Balance	19,527	62,121	62,121
Ending Fund Balance	62,121	62,121	68,013
<b>277 CDBG PROGRAM INCOME FUND</b>			

**2024 Non-General Funds - Proposed Revenues and Expenditures**

	2022 Actuals	2023 Projected	2024 Proposed
733.000 CDBG Program Funds	12,068	50,000	50,000
<b>Total Revenues</b>	<b>12,068</b>	<b>50,000</b>	<b>50,000</b>
731.000 Home Renovation	6,113	50,000	50,000
<b>Total Expenditures</b>	<b>6,113</b>	<b>50,000</b>	<b>50,000</b>
Net Result of Operations	5,955	-	-
Beginning Fund Balance	133,371	139,326	139,326
Ending Fund Balance	139,326	139,326	139,326

**279 GRANTS**

204.299 LATCF	-	-	100,000
276.135 VETERANS TREATMENT COURT GRANT	33,119	75,062	66,280
276.138 BYRNE JAG GRANT	-	-	-
276.139 MENTAL HEALTH TREATMENT COURT GRANT	9,534	72,908	43,475
276.140 SOBRIETY COURT GRANT	50,517	98,446	97,756
276.151 SSSPP GRANT	100,851	126,870	118,513
301.312 HIDTA GRANT	7,117	7,400	9,000
301.317 FBI CETF (Child Exploitation Task Force)	13,308	12,200	19,840
301.331 MARINE LAW ENFORCEMENT	-	-	-
301.332 SNOWMOBILE GRANT	13,719	5,000	5,000
301.335 HIGHWAY SAFETY-OWI Grant	20,449	27,973	53,091
301.336 HIGHWAY SAFETY -- SEATBELT GRANT	-	15,474	-
301.340 MEDICAL MARIHUANA GRANT	67,675	64,494	65,000
301.351 JAIL - CCAB	52,085	140,670	114,768
301.428 HOMELAND SECURITY	21,543	45,000	30,000
425.000 PREDISASTER MITIGATION GRANT	-	-	-
442.000 DRAIN COMMISSIONER SAW GRANT	-	-	-
642.000 CESF - COVID 19	22,927	-	-
644.000 CDBG-COVID19	-	-	-
728.000 CDBG-LGES GRANT	-	-	36,000,000
792.000 DNR WATERWAYS GRANT	-	30,000	-
<b>Total Revenues</b>	<b>412,844</b>	<b>721,497</b>	<b>36,722,723</b>

204.299 LATCF	-	-	100,000
276.135 VETERANS TREATMENT COURT GRANT	33,609	75,062	66,280
276.138 BYRNE JAG GRANT	-	-	-
276.139 MENTAL HEALTH TREATMENT COURT GRANT	10,680	72,908	43,475
276.140 SOBRIETY COURT GRANT	57,810	98,446	97,756
276.151 SSSPP GRANT	105,217	132,997	136,888
301.312 HIDTA GRANT	7,278	7,400	9,000
301.317 FBI CETF (Child Exploitation Task Force)	13,204	12,200	19,840
301.331 MARINE LAW ENFORCEMENT	2	-	-
301.332 SNOWMOBILE GRANT	14,248	5,000	7,110
301.335 HIGHWAY SAFETY-OWI Grant	20,450	27,973	53,091
301.336 HIGHWAY SAFETY -- SEATBELT GRANT	-	7,860	-
301.340 MEDICAL MARIHUANA GRANT	67,675	64,494	65,000
301.345 FIRST RESPONDER TRAINING & RECRUITMENT	564	-	-
301.351 JAIL - CCAB	56,328	140,670	114,768
301.428 HOMELAND SECURITY	21,543	45,000	30,000
425.000 PREDISASTER MITIGATION GRANT	-	-	-
442.000 DRAIN COMMISSIONER SAW GRANT	-	-	-
642.000 CESF - COVID 19	22,927	-	-
644.000 CDBG-COVID19	-	-	-
728.000 CDBG-LGES GRANT	6,950	-	36,000,000
792.000 DNR WATERWAYS GRANT	-	30,000	-
<b>Total Expenditures</b>	<b>438,485</b>	<b>720,010</b>	<b>36,743,208</b>

Net Result of Operations	(25,641)	1,487	(20,485)
Beginning Fund Balance	272,830	247,189	248,676
Ending Fund Balance	247,189	248,676	228,191

**2024 Non-General Funds - Proposed Revenues and Expenditures**

	2022 Actuals	2023 Projected	2024 Proposed
<b>280 Crime Victims Rights Grant</b>			
296.228 VICTIMS RIGHTS ACT	169,460	198,848	208,329
Total Revenues	<u>169,460</u>	<u>198,848</u>	<u>208,329</u>
296.228 VICTIMS RIGHTS ACT	174,991	198,848	208,008
Total Expenditures	<u>174,991</u>	<u>198,848</u>	<u>208,008</u>
Net Result of Operations	(5,531)	-	321
Beginning Fund Balance	5,618	87	87
Ending Fund Balance	87	87	408
<b>287 SHERIFFS CONTRACT</b>			
301.000 SHERIFFS	1,374,126	1,305,431	2,194,442
Total Revenues	<u>1,374,126</u>	<u>1,305,431</u>	<u>2,194,442</u>
301.000 SHERIFFS	1,492,710	1,396,592	2,038,694
Total Expenditures	<u>1,492,710</u>	<u>1,396,592</u>	<u>2,038,694</u>
Net Result of Operations	(118,584)	(91,161)	155,748
Beginning Fund Balance	1,388,499	1,269,915	1,178,754
Ending Fund Balance	1,269,915	1,178,754	1,334,502
<b>288 TRANSPORTATION GRANT</b>			
596.676 BUS SERVICES	2,507,943	3,832,871	3,302,045
596.677 MOBILITY MANAGEMENT	64,920	62,500	65,630
Total Revenues	<u>2,572,863</u>	<u>3,895,371</u>	<u>3,367,675</u>
596.676 BUS SERVICES	1,760,197	3,835,037	3,301,600
596.677 MOBILITY MANAGEMENT	67,707	61,208	65,600
Total Expenditures	<u>1,827,904</u>	<u>3,896,245</u>	<u>3,367,200</u>
Net Result of Operations	744,959	(874)	475
Beginning Fund Balance	272,530	1,017,489	1,016,615
Ending Fund Balance	1,017,489	1,016,615	1,017,090
<b>290 CHILD CARE-WELFARE FUND</b>			
663.000 CHILD CARE - WELFARE	-	-	1,500
Total Revenues	<u>-</u>	<u>-</u>	<u>1,500</u>
663.000 CHILD CARE - WELFARE	1,265	3,011	3,668
Total Expenditures	<u>1,265</u>	<u>3,011</u>	<u>3,668</u>
Net Result of Operations	(1,265)	(3,011)	(2,168)
Beginning Fund Balance	8,426	7,161	4,150
Ending Fund Balance	7,161	4,150	1,982
<b>292 CHILD CARE-CIRCUIT/FAMILY</b>			
000.000 STATE GRANT	-	-	-
662.661 FED GRANTS	-	-	-
662.614 AFTER CARE	415,660	383,071	402,132
662.653 DIVERSION PROGRAM	94,551	91,260	94,973
662.654 OUTREACH/OMBUDSMAN	128,000	128,000	128,000
662.656 CHILDCARE ADMINISTRATION	1,049,204	875,662	963,453
662.661 FOOD PREPARATION	271,752	256,835	294,026
662.662 FOSTER CARE	614,703	696,500	696,500
662.664 JUVENILE DETENTION HOME	1,304,876	1,508,817	1,564,532
662.665 COMMUNITY PROBATION	514,505	483,615	505,663
662.666 CHEEVER TREATMENT CENTER	1,392,685	1,456,476	1,476,062
Total Revenues	<u>5,785,936</u>	<u>5,880,236</u>	<u>6,125,341</u>
662.614 AFTER CARE	384,312	383,071	401,582



## 2024 Non-General Funds - Proposed Revenues and Expenditures

	2022 Actuals	2023 Projected	2024 Proposed
662.653 DIVERSION PROGRAM	86,767	91,260	116,573
662.654 OUTREACH/OMBUDSMAN	128,000	128,000	128,000
662.656 CHILDCARE ADMINISTRATION	867,726	875,662	957,720
662.661 FOOD PREPARATION	276,475	256,835	284,506
662.662 FOSTER CARE	389,819	696,500	696,500
662.664 JUVENILE DETENTION HOME	1,284,417	1,508,817	1,562,692
662.665 COMMUNITY PROBATION	495,446	483,615	505,309
662.666 CHEEVER TREATMENT CENTER	1,345,034	1,456,476	1,475,029
971.000 TRANSFER OUT	201,660	-	-
<b>Total Expenditures</b>	<b>5,459,656</b>	<b>5,880,236</b>	<b>6,127,911</b>
Net Result of Operations	326,280	-	(2,570)
Beginning Fund Balance	490,930	817,210	817,210
Ending Fund Balance	817,210	817,210	814,640
<b>293 VETERANS RELIEF FUND</b>			
689.000 VETERANS SERVICES	124,511	117,843	241,671
<b>Total Revenues</b>	<b>124,511</b>	<b>117,843</b>	<b>241,671</b>
689.000 VETERANS RELIEF	117,639	151,395	259,483
<b>Total Expenditures</b>	<b>117,639</b>	<b>151,395</b>	<b>259,483</b>
Net Result of Operations	6,872	(33,552)	(17,812)
Beginning Fund Balance	84,747	91,619	58,067
Ending Fund Balance	91,619	58,067	40,255
<b>296 FITNESS CENTER FUND</b>			
201.000 FEES	1,160	-	720
<b>Total Revenues</b>	<b>1,160</b>	<b>-</b>	<b>720</b>
201.000 FITNESS CENTER	8,391	-	5,750
<b>Total Expenditures</b>	<b>8,391</b>	<b>-</b>	<b>5,750</b>
Net Result of Operations	(7,231)	-	(5,030)
Beginning Fund Balance	75,468	68,237	68,237
Ending Fund Balance	68,237	68,237	63,207
<b>298 SENIOR SERVICES FUND</b>			
672.000 SENIOR SERVICES	2,811,887	3,044,850	3,309,965
<b>Total Revenues</b>	<b>2,811,887</b>	<b>3,044,850</b>	<b>3,309,965</b>
672.000 SENIOR SERVICES	2,605,280	2,964,007	3,330,814
<b>Total Expenditures</b>	<b>2,605,280</b>	<b>2,964,007</b>	<b>3,330,814</b>
Net Result of Operations	206,607	80,843	(20,849)
Beginning Fund Balance	841,026	1,047,633	1,128,476
Ending Fund Balance	1,047,633	1,128,476	1,107,627
<b>299 AMERICAN RESCUE PLAN - ARPA</b>			
204.000 ARPA	345,306	22,900,000	-
<b>Total Revenues</b>	<b>345,306</b>	<b>22,900,000</b>	<b>-</b>
204.000 ARPA	197,422	22,900,000	2,268
<b>Total Expenditures</b>	<b>197,422</b>	<b>22,900,000</b>	<b>2,268</b>
Net Result of Operations	147,884	-	(2,268)
Beginning Fund Balance	2,407	150,291	150,291
Ending Fund Balance	150,291	150,291	148,023
<b>401 PUBLIC IMPROVEMENT FUND</b>			
000.000 Fund Balance	1,930,194	2,346,750	1,747,737
265.261 FACILITIES MGMT-COURTHOUSE	500,000	-	-

**2024 Non-General Funds - Proposed Revenues and Expenditures**

	<b>2022 Actuals</b>	<b>2023 Projected</b>	<b>2024 Proposed</b>
Total Revenues	2,430,194	2,346,750	1,747,737
233.000 PROJECT MANAGEMENT	1,960,834	2,346,750	3,073,200
Total Expenditures	1,960,834	2,346,750	3,073,200
Net Result of Operations	469,360	-	(1,325,463)
Beginning Fund Balance	294,185	763,545	763,545
Ending Fund Balance	763,545	763,545	(561,918)
<b>492 YOUTH HOME CIP</b>			
662.000 TRANSFER IN	201,660	-	-
Total Revenues	201,660	-	-
265.273 FACILITIES MANAGEMENT - YOUTH HOME	141,889	105,000	132,300
Total Expenditures	141,889	105,000	132,300
Net Result of Operations	59,771	(105,000)	(132,300)
Beginning Fund Balance	699,799	759,570	654,570
Ending Fund Balance	759,570	654,570	522,270
<b>496 CENTRAL DISPATCH CIP</b>			
325.000 CENTRAL DISPATCH	1,032,609	1,003,339	974,547
Total Revenues	1,032,609	1,003,339	974,547
325.000 CENTRAL DISPATCH	650,385	186,069	458,088
326.000 911 PROJECT ACTIVITY	909,585	909,585	473,756
Total Expenditures	1,559,970	1,095,654	931,844
Net Result of Operations	(527,361)	(92,315)	42,703
Beginning Fund Balance	2,149,093	1,621,732	1,529,417
Ending Fund Balance	1,621,732	1,529,417	1,572,120
<b>639 REVOLVING DRAIN MAINTENANCE FUND</b>			
442.000 DRAIN COMMISSIONER	45,973	-	-
Total Revenues	45,973	-	-
442.000 DRAIN COMMISSIONER	55,403	-	72,344
Total Expenditures	55,403	-	72,344
Net Result of Operations	(9,430)	-	(72,344)
Beginning Fund Balance	82,215	72,785	72,785
Ending Fund Balance	72,785	72,785	441
<b>677 HUMAN RESOURCES</b>			
270.000 HUMAN RESOURCES	5,609,670	-	-
Total Revenues	5,609,670	-	-
270.000 HUMAN RESOURCES	6,991,977	-	106,572
Total Expenditures	6,991,977	-	106,572
Net Result of Operations	(1,382,307)	-	(106,572)
Beginning Fund Balance	5,311,218	3,928,910	3,928,910
Ending Fund Balance	3,928,910	3,928,910	3,822,338
<hr/>			
Total Revenues:	45,889,171	61,349,391	77,877,687
Total Expenditures:	45,579,354	59,489,732	75,833,957

## 2024 Capital Project List - Recommended for Approval as of 9/21/2023

<b>#401 Capital Improvement Fund</b>			
#	Project Name	Project Description	2024 Request
1	Remove HSB Deck	The deck off the 1st Floor Human Services Building break room has structurally failed, poses a safety risk in its current state and has caused localized damage to the building façade.	\$ 120,000
2	Small Value Equipment Replacement - ACSO	Replace small value equipment based on expected useful life and as needed if an item breaks. This includes body cameras, tasers, duty weapons, radios, batteries, AEDs, SWAT vests and helmets, and eTicket printers following initial capital acquisition. 2024 focus is on replacing all SWAT helmets and an initial set of TASERS.	\$ 35,000
3	Replace Chiller - HSB	The chiller that provides cooling to the Human Services Building is scheduled for replacement and is starting to exhibit issues.	\$ 80,000
4	Portable Radio Battery Replacement	Dispatch is seeing an increasing rate of battery failures across all portable radios and, since they were all purchased at the same time, expects the bulk of them to need replacement within the next year to ensure reliable communications.	\$ 50,000
5	Parking Lot/Drive Repair and Maintenance	Repair & Maintenance - Annual parking lot/drive repair and maintenance.	\$ 30,000
6	Replace AC System 8 - ACSO	This air conditioning system at the Sheriff's Office was not replaced with the ACSO renovation and is starting to exhibit issues.	\$ 50,000
7	Replace AC System 1 - HSB	This small AC system that provides year-round cooling to the main data room at the Human Services Building is within its scheduled replacement window and starting to exhibit issues.	\$ 16,000
8	Replace CSB Roof	Replacement Plan - This project would replace the entire roof of the County Services Building. Is in the window for replacement and work would coincide with planned interior renovations.	\$ 460,000
9	Vehicle Replacements - 2024	Vehicle Replacement Plan - Cost of eight replacement vehicles for the Sheriff's Office (5) and Health Department (3).	\$ 350,000
10	Vehicle Equipment and Upfitting	Vehicle Replacement Plan - Equipment to upfit five new vehicles for the Sheriff's Office.	\$ 115,000
11	Upgrade CISCO Phone System and Servers	Certain hardware and licensing components are due for replacement / upgrade.	\$ 100,000

12	Replace 2 Zero Turn Mowers - Facilities	Replace two zero turn mowers used by Facilities at Dumont that are due for replacement after being in use for 8 years.	\$ 44,000
13	Furniture Replacement	Replacement Plan - Annual furniture replacement.	\$ 30,000
14	Replace 2 Livescan Units	Replace both Livescan Fingerprinting Systems in use at the Sheriff's Office (Booking and Front Office) which have been in service for 10 years and are due for replacement.	\$ 26,000
15	Copier Replacements	Replacement Plan - Replace copiers that are at the end of their reliable service life or otherwise in need of replacement.	\$ 27,000
16	Citizens Survey & Community Update	Conduct a Citizen's Survey and Update similar to the one done in 2022.	\$ 60,000
17	Scheduling Solution for ACSO	Implement a Shift Scheduling Solution similar to Central Dispatch to better manage and report on work shifts which is currently done manually using Excel spreadsheets.	\$ 25,000
<b>Gross Capital Expenditures</b>			<b>\$ 1,618,000</b>
Estimated Vehicle Resale (8 Vehicles)			\$ (52,000)
Final Estimated Expenditure			\$ 1,566,000
Target Threshold (project state revenue sharing amount designated for capital by budget policy)			\$ 1,600,000
Amount Above (Below) this Target Threshold			\$ (34,000)

### #NEW Parks Capital Fund

The following Parks projects are to be funded through a Transfer-in from the fund balance of #208 - Parks/Recreation Fund to a new Parks Capital fund to be established in the 2024 budget.

#	Project Name	Project Description	2024 Request
18	Parking Lot/Drive Repair and Maintenance - Various Parks	Annual parking lot/drive repair and maintenance.	\$ 15,000
19	Replace three Zero-turn Mowers	Purchase three new zero-turn mowers to replace existing mowers per CIP replacement schedule.	\$ 35,000
20	Replace Building Roofs - Littlejohn	Replace roofs on two restroom buildings, the pavilion and the west gazebo.	\$ 30,000
<b>Total Appropriation</b>			<b>\$ 80,000</b>

<b>#492 CIP - Youth Home Building Fund</b>			
<b>#</b>	<b>Project Name</b>	<b>Project Description</b>	<b>2024 Request</b>
21	Parking Lot/Drive Repair and Maintenance	Annual parking lot/drive repair and maintenance.	\$ 5,000
22	Replace Roof Section 5	Replace Roof Section 5 (south end of building) which is near the end of its life expectancy.	\$ 98,000
23	Replace YH Boiler (North)	Replace old heating boiler in north mechanical room with a more efficient model or models to add redundancy if possible.	\$ 95,000
24	Carpet Replacement	Replace carpet in remaining areas of the YH.	\$ 60,000
25	Cheever Day Room Furniture Replacement	Replace existing day room furniture which is worn (approx. 9 chairs and 5 couches).	\$ 36,000
<b>Total Appropriation</b>			<b>\$ 294,000</b>

<b>#496 Central Dispatch CIP</b>			
<b>#</b>	<b>Project Name</b>	<b>Project Description</b>	<b>2024 Request</b>
26	Tower Shelter Disposition	Funding to support sale, removal or demolition of tower shelters that are no longer in use (Wayland Shelter, Gun Plain Shelter, Monterey Shelter #2).	\$ 50,000
27	Portable Radio Battery Replacement	Dispatch is seeing an increasing rate of battery failures across all portable radios and, since they were all purchased at the same time, expects the bulk of them to need replacement within the next year to ensure reliable communications.	\$ 4,000
28	Parking Lot/Drive Repair and Maintenance	Annual parking lot/drive repair and maintenance.	\$ 2,000
29	Replace Tower Shelter Roofs	The roofs on the tower shelters have been in service for well over 20 years and are due for replacement to ensure continued reliable protection of sensitive radio and electronic equipment housed inside.	\$ 120,000
30	Replace Dispatch HVAC Systems	Replace remaining building HVAC systems, original to the building, that weren't replaced in 2023.	\$ 50,000
31	Dispatch Workstation PC Replacement	Replace six PC towers at dispatch workstations that will have been in 24/7 use for over three years.	\$ 12,000
32	Fire Mobile Solution	Implement solution that would enable Dispatch to send improved real-time alerts and incident updates to mobile devices (cell phones and tablets) used by fire personnel.	\$ 35,000
<b>Total Appropriation</b>			<b>\$ 273,000</b>

<b>#288 Transportation Fund</b>			
<b>#</b>	<b>Project Name</b>	<b>Project Description</b>	<b>2024 Request</b>
33	Vehicles - 6 Transit buses	Purchase and equip up to 6 buses to replace buses eligible for replacement per MDOT.	\$ 576,278
34	Parking Lot/Drive Repair and Maintenance	Annual parking lot/drive repair and maintenance.	\$ 2,000
<b>Total Appropriation</b>			<b>\$ 578,278</b>

<b>#287 Vehicles for Local Law Enforcement Contracts</b>			
<b>#</b>	<b>Project Name</b>	<b>Project Description</b>	<b>2024 Request</b>
35	Vehicles - 3 New Vehicles	Purchase, equip and upfit three new patrol vehicles for new Local Law Enforcement Contracts.	\$ 210,000
<b>Total Appropriation</b>			<b>\$ 210,000</b>

<b>#257 Palisades Emergency Planning Facility UP</b>			
<b>#</b>	<b>Project Name</b>	<b>Project Description</b>	<b>2024 Request</b>
36	Plainwell EOC Upgrade	Purchase and install presentation equipment, screens and monitors for information display and sharing at the back-up Emergency Operations Center in Plainwell.	\$ 20,000
<b>Total Appropriation</b>			<b>\$ 20,000</b>

## 2024 Capital Project List - Additional Projects for Consideration

### #401 - Capital Improvement Fund - Requested projects that exceed available funding.

Funding for this group of projects is typically enabled by reducing the funding designated for transfer into the Liability Sinking Fund. However, in 2024, all designated Liability Sinking Fund allocations will be needed to fund the Courthouse Construction project and are not available for general capital needs.

#	Project Name	Project Description	2024 Request
37	Reserves - Jail Security System	Reserves for a major update of the Jail Security System to be added to the \$285,000 already reserved for this project.	\$ 100,000
38	Reserves - EDEN	Reserves for the replacement of the County's EDEN financial solution which now has a published end of life.	\$ 100,000
39	Vehicles - Replace 3 Vehicles	Vehicle Replacement Plan - Cost of three replacement vehicles for Circuit Court (2) and the Drain Commission (1).	\$ 96,000
40	Vehicles - New Facilities Vehicle	Add one new vehicle for use by Facilities - primarily by custodial personnel	\$ 48,000
41	Fencing for Indoor Evidence Area - ACSO	Establish a fenced area inside the unfinished rear area of the ACSO for secure storage of large pieces of evidence.	\$ 20,000
42	Dive Team Trailer for ACSO	Purchase a new trailer for the Dive Team to replace the 18 year old trailer that was originally acquired with grant funds.	\$ 15,000
43	Side by Side and Trailer for ACSO	Purchase a new Side-by-Side Utility Task Vehicle and trailer for the Sheriff's Office to replace two aging All Terrain Vehicles (1994 and 2002 Quad Runners) that have been in use since they were seized through drug forfeiture.	\$ 36,000
44	Air Boat and Trailer for ACSO	Purchase and upfit a new Air Boat and trailer to replace the 1994 Hovercraft and trailer currently in use for search and rescue operations.	\$ 135,000
<b>Gross Capital Expenditures</b>			<b>\$ 550,000</b>
Estimated Vehicle Resale (3 vehicles)			\$ (49,000)
<b>Total added cost for additional projects</b>			<b>\$ 501,000</b>
<b>Total expenditures, revenues and net expenditures including these additional projects:</b>			
<b>Total #401 Expenditures</b>			<b>\$ 2,168,000</b>
<b>Total #401 Revenues</b>			<b>\$ (101,000)</b>
<b>Total #401 Net Expenditures</b>			<b>\$ 2,067,000</b>

### #NEW Parks Capital Fund - Requested projects that exceed available funding.

Almost all Local Revenue Sharing Fund (#104) revenue is now going to fund Parks Operations and fund balance in #208 Parks will be insufficient to support the following projects.

#	Project Name	Project Description	0
45	Replace Park Entrance Signs - All Parks	Contract for services to design, manufacture and install new entrance signs for all County Parks.	\$ 100,000
<b>Total Appropriation</b>			<b>\$ 100,000</b>

**LISTING OF CARRY-OVER CAPITAL PROJECTS  
NEEDING A RE-APPROPRIATION OR ADJUSTMENT OF FUNDS IN 2024**

Updated as of 09/21/23

Tables A and B below summarize the maximum capital project funding appropriations that may need to be carried over into 2024. In approving the 2024 budget, the Allegan County Board of Commissioners authorizes the re-appropriation of funds necessary to complete any projects listed in the tables below that do not get completed by 12/31/23. The actual 2024 re-appropriation amounts shall not exceed the total approved funding less expenditures to date for any project that is not completed as of 12/31/2023.

**TABLE A - Projects scheduled to be carried-over into 2024 showing re-appropriation of unspent funds needed.**

#	Project ID	Project Name	Project Year	Total Approved Funding	Expenditures To Date	Committed Funds	Available Funds	Maximum 2023 Re-Appropriation	Project Stage
	<b>#496</b>	<b>CENRTAL DISPATCH CIP</b>							
1	<a href="#">1509-22</a>	Generator Replacement - Dispatch	2022	\$ 150,000	\$ -	\$ 101,435	\$ 48,565	\$ 150,000	Execution
2	<a href="#">13074-20</a>	911 Radio System - Barry County Back-up	2020	\$ 120,230	\$ -	\$ -	\$ 120,230	\$ 120,230	Execution
3	<a href="#">13074-20</a>	911 Radio System - Enable CAD GPS	2020	\$ 120,230	\$ -	\$ -	\$ 120,230	\$ 120,230	Execution
4	<a href="#">1175-20</a>	Emergency Siren Activation Solution	2020	\$ 100,000	\$ -	\$ -	\$ 100,000	\$ 100,000	TBD
		<b>PROJECTED CARRY-OVER FOR #496</b>		<b>\$ 490,459</b>	<b>\$ -</b>	<b>\$ 101,435</b>	<b>\$ 389,024</b>	<b>\$ 490,459</b>	
	<b>#288</b>	<b>TRANSPORTATION GRANT</b>							
5	<a href="#">1509-22</a>	Generator Replacement - Transportation	2022	\$ 52,247	\$ -	\$ -	\$ 52,247	\$ 52,247	Contracting
6	<a href="#">1042-23</a>	Storage Area Construction - Transportation	2023	\$ 498,205	\$ -	\$ -	\$ 498,205	\$ 498,205	Scoping
		<b>PROJECTED CARRY-OVER FOR #288</b>		<b>\$ 550,452</b>	<b>\$ -</b>	<b>\$ -</b>	<b>\$ 550,452</b>	<b>\$ 550,452</b>	
	<b>#401</b>	<b>CAPITAL IMPROVEMENT FUND</b>							
7	<a href="#">1509-23</a>	Generator Replacement - Human Services Bldg	2023	\$ 154,000	\$ -	\$ 133,150	\$ 20,850	\$ 154,000	Execution
8	<a href="#">1440-23B</a>	2023 Vehicles - Equip 10 Sheriff's Vehicles	2023	\$ 108,000	\$ -	\$ -	\$ 108,000	\$ 108,000	Execution
9	<a href="#">1125-22</a>	Facilities Master Plan	2022	\$ 80,000	\$ 17,884	\$ 23,681	\$ 38,435	\$ 62,116	Execution
10	<a href="#">1133-22A</a>	Old Animal Shelter Demolition	2022	\$ 100,000	\$ -	\$ -	\$ 100,000	\$ 100,000	Development
11	<a href="#">1126-23</a>	Scan Marriage, Death and Discharge Records	2023	\$ 85,000	\$ -	\$ -	\$ 85,000	\$ 85,000	Development
12	<a href="#">1440-22I</a>	2022 Vehicles - Court Vans - Replace 2	2022	\$ 62,775	\$ -	\$ -	\$ 62,775	\$ 62,775	Development
13	<a href="#">1440-23C</a>	2023 Vehicles - Sheriff - Replace 2 Vehicles - Detective	2023	\$ 51,000	\$ -	\$ -	\$ 51,000	\$ 51,000	Development
14	<a href="#">1440-22G</a>	2022 Vehicles - Sheriff Transport - Replace 1	2022	\$ 47,875	\$ -	\$ -	\$ 47,875	\$ 47,875	Development
15	<a href="#">1044-23</a>	Enterprise FOIA Management Solution	2023	\$ 25,000	\$ -	\$ -	\$ 25,000	\$ 25,000	Development
		<b>PROJECTED CARRY-OVER FOR #401</b>		<b>\$ 713,650</b>	<b>\$ 17,884</b>	<b>\$ 156,831</b>	<b>\$ 538,935</b>	<b>\$ 695,766</b>	
	<b>#VARIOUS</b>	<b>OTHER CAPITAL PROJECTS</b>							
16	<a href="#">1543-21A</a>	Broadband Internet Expansion	2022	\$ 17,715,215	\$ -	\$ 17,715,215	\$ -	\$ 17,715,215	Execution
17	<a href="#">1021-23</a>	Groundwater Strategic Plan Development	2023	\$ 200,000	\$ -	\$ 194,750	\$ 5,250	\$ 200,000	Execution
18	<a href="#">1025-23</a>	CH and CSB Construction and Renovation Project	2023	\$ 10,000,000	\$ 82,688	\$ 464,337	\$ 9,452,975	\$ 9,917,312	Contracting
19	<a href="#">1071-22</a>	Groundwater Monitoring Wells	2022	\$ 166,000	\$ 6,930	\$ 26,000	\$ 133,070	\$ 159,070	Contracting
20	<a href="#">1133-22</a>	Shelter Outdoor Dog Kennels	2022	\$ 45,000	\$ 928	\$ -	\$ 44,072	\$ 44,072	Development
		<b>PROJECTED CARRY-OVER</b>		<b>\$ 28,126,215</b>	<b>\$ 90,546</b>	<b>\$ 18,400,302</b>	<b>\$ 9,635,367</b>	<b>\$ 28,035,669</b>	

**TABLE B - Projects with expected 2023 completion showing 2024 re-appropriation needed if they are not.**

#	Project ID	Project Name	Project Year	Total Approved Funding	Expenditures To Date	Committed Funds	Available Funds	Maximum 2023 Re-Appropriation	Project Stage
	<b>#496</b>	<b>CENTRAL DISPATCH CIP</b>							
21	<a href="#">1117-23</a>	Carpet Replacement - Dispatch	2023	\$ 100,000	\$ -	\$ 46,957	\$ 53,043	\$ 100,000	Execution
22	<a href="#">1130-23A</a>	Replace HVAC Systems - Dispatch	2023	\$ 75,000	\$ -	\$ 61,594	\$ 13,406	\$ 75,000	Execution
23	<a href="#">1107-23</a>	UPS Battery Replacement - Dispatch	2023	\$ 8,000	\$ -	\$ 5,645	\$ 2,355	\$ 8,000	Execution
		<b>ADDITIONAL CARRY-OVER FOR #496 IF NOT COMPLETED</b>		<b>\$ 183,000</b>	<b>\$ -</b>	<b>\$ 114,195</b>	<b>\$ 68,805</b>	<b>\$ 183,000</b>	
	<b>#288</b>	<b>TRANSPORTATION GRANT</b>							
24	<a href="#">1404-22</a>	Pavement Maintenance 2023 - Transportation	2023	\$ 2,000	\$ -	\$ 1,944	\$ 56	\$ 2,000	Execution
		<b>ADDITIONAL CARRY-OVER FOR #496 IF NOT COMPLETED</b>		<b>\$ 2,000</b>	<b>\$ -</b>	<b>\$ 1,944</b>	<b>\$ 56</b>	<b>\$ 2,000</b>	
	<b>#401</b>	<b>CAPITAL IMPROVEMENT FUND</b>							
25	<a href="#">1126-22</a>	Scan Civil and Criminal Court Files - 2022 - CIP	2022	\$ 70,000	\$ 2,533	\$ -	\$ 67,467	\$ 67,467	Monitoring
26	<a href="#">1440-23A</a>	2023 Vehicles - Sheriff - Replace 8 Patrol Utility	2023	\$ 348,000	\$ 280,301	\$ -	\$ 67,699	\$ 67,699	Execution
27	<a href="#">1400-22</a>	CH Heat Pump Replacements - 2022 and 2023	2022	\$ 271,000	\$ 13,627	\$ 251,844	\$ 5,529	\$ 257,373	Execution
28	<a href="#">1440-22D</a>	2022 Vehicles - Equip 10 Sheriff's Vehicles	2022	\$ 159,000	\$ 124,997	\$ -	\$ 34,003	\$ 34,003	Execution
29	<a href="#">1002-21</a>	Law Enforcement Body Cameras	2021	\$ 155,000	\$ 118,590	\$ 4,124	\$ 32,286	\$ 36,410	Execution
30	<a href="#">1247-22</a>	Microsoft Office Upgrade 2022 and 2023	2022	\$ 130,000	\$ -	\$ -	\$ 130,000	\$ 130,000	Execution
31	<a href="#">1509-23</a>	Generator Replacement - County Services Bldg	2023	\$ 76,000	\$ -	\$ 75,650	\$ 350	\$ 76,000	Execution
32	<a href="#">1112-23</a>	Records Scanning - Environmental Health	2023	\$ 60,000	\$ -	\$ -	\$ 60,000	\$ 60,000	Execution
33	<a href="#">1396-21</a>	Water and Sewer Asset Mgmt Plan	2021	\$ 50,000	\$ 37,005	\$ 12,995	\$ -	\$ 12,995	Execution
34	<a href="#">1040-23</a>	SWAT Vest Replacement - Sheriff	2023	\$ 40,800	\$ -	\$ 40,800	\$ -	\$ 40,800	Execution
35	<a href="#">1404-23</a>	Pavement Maintenance 2023 - County	2023	\$ 30,000	\$ -	\$ 25,944	\$ 4,056	\$ 30,000	Execution
36	<a href="#">1119-23</a>	Furniture Replacement	2023	\$ 30,000	\$ 8,224	\$ 21,633	\$ 143	\$ 21,776	Execution
37	<a href="#">1128-22</a>	Animal Shelter Alarm Panel	2022	\$ 20,000	\$ 7,217	\$ 6,353	\$ 6,430	\$ 12,783	Execution
38	<a href="#">1133-23</a>	Animal Shelter Washer and Dryer Replacement	2022	\$ 50,000	\$ -	\$ -	\$ 50,000	\$ 50,000	Contracting
39	<a href="#">1130-23B</a>	CSB Server Room AC System Replacement	2023	\$ 35,000	\$ -	\$ -	\$ 35,000	\$ 35,000	Contracting
40	<a href="#">1126-21A</a>	District Court Microfilm	2021	\$ 25,000	\$ -	\$ -	\$ 25,000	\$ 25,000	Development
41	<a href="#">1396-23</a>	Well #3 - Clean and Overhaul	2023	\$ 13,000	\$ -	\$ -	\$ 13,000	\$ 13,000	Development
42	<a href="#">1357-23</a>	Cost Allocation Plan for Vehicles	2023	\$ 20,000	\$ -	\$ -	\$ 20,000	\$ 20,000	Scoping
43	<a href="#">1514-23</a>	File Server Replacement	2023	\$ 15,000	\$ -	\$ -	\$ 15,000	\$ 15,000	Scoping
		<b>ADDITIONAL CARRY-OVER FOR #401 IF NOT COMPLETED</b>		<b>\$ 1,597,800</b>	<b>\$ 592,493</b>	<b>\$ 439,344</b>	<b>\$ 565,964</b>	<b>\$ 1,005,307</b>	



#	Project ID	Project Name	Project Year	Total Approved Funding	Expenditures To Date	Committed Funds	Available Funds	Maximum 2023 Re-Appropriation	Project Stage
	<b>#492</b>	<b>CHILD CARE CAPITAL</b>							
44	<a href="#">1130-21</a>	YH HVAC System Replacement 2023	2023	\$ 100,000	\$ 10,500	\$ 26,687	\$ 62,814	\$ 89,500	Execution
45	<a href="#">1404-23</a>	Pavement Maintenance 2023 - Youth Home	2023	\$ 5,000	\$ -	\$ 4,843	\$ 157	\$ 5,000	Execution
		<b>ADDITIONAL CARRY-OVER FOR #492 IF NOT COMPLETED</b>		<b>\$ 105,000</b>	<b>\$ 10,500</b>	<b>\$ 31,530</b>	<b>\$ 62,970</b>	<b>\$ 94,500</b>	
	<b>#104</b>	<b>LOCAL GOVERNMENT REVENUE SHARING</b>							
46	<a href="#">1404-22</a>	Pavement Maintenance 2023 - Parks	2023	\$ 17,235	\$ -	\$ 7,615	\$ 9,620	\$ 17,235	Execution
47	<a href="#">1009-22</a>	Heritage Trail Sign Replacement	2023	\$ 26,000	\$ -	\$ -	\$ 26,000	\$ 26,000	Development
48	<a href="#">1019-23A</a>	Snow Plow Attachment for Parks Truck	2023	\$ 10,000	\$ -	\$ -	\$ 10,000	\$ 10,000	Scoping
		<b>ADDITIONAL CARRY-OVER FOR 104 IF NOT COMPLETED</b>		<b>\$ 53,235</b>	<b>\$ -</b>	<b>\$ 7,615</b>	<b>\$ 45,620</b>	<b>\$ 53,235</b>	
	<b>#VARIOUS</b>	<b>OTHER CAPITAL PROJECTS</b>							
49	<a href="#">1543-21A</a>	RockTenn - Site Demolition	2021	\$ 1,500,000	\$ 1,455,188	\$ -	\$ 44,812	\$ 44,812	Monitoring
50	<a href="#">1440-23D</a>	2023 Vehicles - Sheriff - 3 Local Contract Patrol	2023	\$ 165,750	\$ -	\$ -	\$ 165,750	\$ 165,750	Execution
		<b>ADDITIONAL CARRY-OVER IF NOT COMPLETED</b>		<b>\$ 1,665,750</b>	<b>\$ 1,455,188</b>	<b>\$ -</b>	<b>\$ 210,562</b>	<b>\$ 210,562</b>	

## Allegan County - Vehicle Asset List

VIN (last 4 digits)	Year	Make	Model	Notes	Funding Source
<b>Courts 11</b>					
3836	2017	Ford	TRANSIT CONNECT WAGON	MFC Delay 2022 CIP Replacement	County CIP
2243	2017	Ford	TRANSIT 350 VAN	MFC Delay 2022 CIP Replacement	County CIP
4378	2022	Ford	ESCAPE		County CIP
3316	2019	Ford	FUSION	Recommend Replacement 2024	County CIP
3311	2022	Ford	ESCAPE		County CIP
4614	2022	Ford	ESCAPE		County CIP
8759	2020	Ford	FUSION		County CIP
3317	2019	Ford	FUSION	Recommend Replacement 2024	County CIP
8768	2020	Ford	FUSION		County CIP
3620	2018	Ford	TRANSIT CONNECT WAGON		County CIP
3388	2022	Ford	ESCAPE		County CIP
<b>Drain Commission 3</b>					
4322	2017	Ford	AWD UTILITY PATROL	Recommend Replacement 2024	County CIP
0830	2018	Ford	F-250 Super CAB 4X4 Pickup		Drain Fund
8943	2017	Ford	F-250 CREW CAB 4X4 Pickup		Drain Fund
<b>Emergency Management 3</b>					
7273	2022	Ford	F-250 SUPER CREW 4X4		County CIP
0755	2014	Ford	F-150 SUPER CREW 4X4 SSV		County CIP
4446	2005	Ford	BORNFREE MOBILE COMMAND		Grant / Donated / Reassigned
<b>Parks 7</b>					
1587	2017	Ford	F-150 SUPER CAB 4X2 Pickup		County CIP
1586	2017	Ford	F-150 SUPER CAB 4X2 Pickup		County CIP
1588	2017	Ford	F-150 SUPER CAB 4X2 Pickup		County CIP
9704	2020	Ford	F-150 SUPER CAB 4X4 Pickup		County CIP
0652	2020	Ford	F-350 SUPER CAB 4X4 Pickup		County CIP
9494	2019	Ford	F-250 SUPER CAB 4X4 Pickup		County CIP
7271	2022	Ford	F-250 Super CAB 4X4 Pickup		County CIP
<b>Facilities Department 9</b>					
8793	2020	Ford	F-250 SUPER CAB 4X4 Pickup		County CIP
9701	2020	Ford	F-150 SUPER CREW 4X4 Pickup		County CIP
0831	2018	Ford	F-250 SUPER CAB 4X4 Pickup		County CIP
9112	2018	Ford	Transit MR-150 Cargo Van		County CIP
8792	2020	Ford	F-250 Super CAB 4X4 Pickup		County CIP
8791	2020	Ford	F-250 Super CAB 4X4 Pickup		County CIP
9492	2019	Ford	F-250 Super CAB 4X4 Pickup		County CIP
3030	2022	Ford	Transit Connect Wagon (Van)		County CIP
9493	2019	Ford	F-250 SUPER CAB 4X4 Pickup		County CIP
<b>Health Department 9</b>					
3832	2022	Ford	ESCAPE		County CIP
5488	2022	Ford	ESCAPE		County CIP
3381	2022	Ford	ESCAPE		County CIP
6716	2023	Ford	AWD Utility Patrol		County CIP
6613	2023	Ford	AWD Utility Patrol		County CIP
4636	2022	Ford	AWD Utility Patrol	Pending 2024 CIP Replacement	County CIP
4226	2022	Ford	AWD Utility Patrol	Pending 2024 CIP Replacement	County CIP
4640	2022	Ford	AWD Utility Patrol	Pending 2024 CIP Replacement	County CIP
3523	2021	Ford	E-450 TRANSIT/BUS		Grant / Donated / Reassigned
<b>I.S. &amp; EQ Department 3</b>					
228	2018	Ford	FUSION		County CIP
5471	2017	Ford	FUSION		County CIP
6870	2020	Ford	TRANSIT CONNECT WAGON		County CIP

## Allegan County - Vehicle Asset List

VIN (last 4 digits)	Year	Make	Model	Notes	Funding Source
<b>Medical Care Facility 1</b>					
3424	2010	Chrysler	TOWN AND COUNTRY ADA VAN	Insurance only	Medical Care Facility
<b>Pool Vehicle 7</b>					
3739	2022	Ford	ESCAPE		County CIP
4753	2022	Ford	ESCAPE		County CIP
4766	2022	Ford	ESCAPE		County CIP
4982	2022	Ford	ESCAPE		County CIP
7554	2017	Ford	FUSION		County CIP
2021	2017	Ford	FUSION		County CIP
7551	2017	Ford	FUSION		County CIP
<b>Public Defender 2</b>					
7553	2017	Ford	FUSION		County CIP
5470	2017	Ford	FUSION		County CIP
<b>Sheriffs Department 93</b>					
Pending	2024	Chevy	Tahoe PPV-DUAL SPOT	Contract Expansion - Hopkins Sch	Contract Patrol
Pending	2024	Chevy	Tahoe PPV-DUAL SPOT	Contract Expansion - Allegan Twp	Contract Patrol
Pending	2024	Chevy	Tahoe PPV-DUAL SPOT	Contract Expansion - Fennville Sch	Contract Patrol
Pending	2024	Chevy	Tahoe PPV-DUAL SPOT	Contract Expansion - Martin Sch	Contract Patrol
5599	2017	Ford	AWD UTILITY PATROL		County CIP
5593	2017	Ford	AWD UTILITY PATROL		County CIP
3986	2022	Ford	AWD UTILITY PATROL		County CIP
4855	2021	Ford	AWD Utility Patrol		County CIP
5856	2021	Ford	AWD Utility Patrol		County CIP
2504	2020	Ford	AWD UTILITY PATROL		County CIP
1011	2021	Ford	AWD UTILITY PATROL		County CIP
6804	2017	Ford	AWD UTILITY PATROL	Pending 2024 CIP Replacement	County CIP
5590	2017	Ford	AWD UTILITY PATROL		County CIP
2510	2020	Ford	AWD UTILITY PATROL		County CIP
5595	2017	Ford	AWD UTILITY PATROL		County CIP
2506	2020	Ford	AWD UTILITY PATROL		County CIP
2509	2020	Ford	AWD UTILITY PATROL		County CIP
4110	2022	Ford	AWD Utility Patrol		County CIP
2325	2016	Ford	AWD UTILITY PATROL		County CIP
0967	2021	Ford	AWD UTILITY PATROL		County CIP
1767	2016	Ford	AWD UTILITY PATROL	Pending 2024 CIP Replacement	County CIP
5597	2017	Ford	AWD UTILITY PATROL	Pending 2024 CIP Replacement	County CIP
2324	2016	Ford	AWD UTILITY PATROL		County CIP
5598	2017	Ford	AWD UTILITY PATROL		County CIP
4858	2021	Ford	AWD UTILITY PATROL		County CIP
4859	2021	Ford	AWD UTILITY PATROL		County CIP
6802	2017	Ford	AWD UTILITY PATROL	Pending 2024 CIP Replacement	County CIP
5594	2017	Ford	AWD UTILITY PATROL		County CIP
2503	2020	Ford	AWD UTILITY PATROL		County CIP
3827	2022	Ford	AWD UTILITY PATROL		County CIP
4861	2021	Ford	AWD UTILITY PATROL		County CIP
3881	2022	Ford	AWD UTILITY PATROL		County CIP
4860	2021	Ford	AWD Utility Patrol		County CIP
2508	2020	Ford	AWD UTILITY PATROL		County CIP
1770	2016	Ford	AWD UTILITY PATROL	Pending 2024 CIP Replacement	County CIP
2505	2020	Ford	AWD UTILITY PATROL		County CIP
2507	2020	Ford	AWD UTILITY PATROL		County CIP
4079	2022	Ford	AWD Utility Patrol		County CIP
4857	2021	Ford	AWD Utility Patrol		County CIP
5596	2017	Ford	AWD UTILITY PATROL		County CIP

## Allegan County - Vehicle Asset List

VIN (last 4 digits)	Year	Make	Model	Notes	Funding Source
3726	2022	Ford	AWD Utility Patrol		County CIP
1018	2021	Ford	AWD UTILITY PATROL		County CIP
8182	2016	Ford	AWD UTILITY PATROL		County CIP
4156	2022	Ford	AWD UTILITY PATROL	Wayland Twp	Contract Patrol
4163	2022	Ford	AWD UTILITY PATROL	Wayland Twp	Contract Patrol
3367	2021	Ford	AWD Utility Patrol	Casco Twp	Contract Patrol
4440	2021	Ford	AWD UTILITY PATROL	Lee Twp	Contract Patrol
5500	2023	Chevy	Tahoe PPV-DUAL SPOT		County CIP
5487	2023	Chevy	Tahoe PPV-DUAL SPOT		County CIP
6735	2023	Chevy	Tahoe PPV-DUAL SPOT		County CIP
6614	2023	Chevy	Tahoe PPV-DUAL SPOT		County CIP
6740	2023	Chevy	Tahoe PPV-DUAL SPOT		County CIP
5949	2023	Chevy	Tahoe PPV-DUAL SPOT		County CIP
6784	2023	Chevy	Tahoe PPV-DUAL SPOT	Gunplain Twp - 2023 Exp	Contract Patrol
6224	2023	Chevy	Tahoe PPV-DUAL SPOT	Hamilton Schools - 2023 Exp	Contract Patrol
3635	2018	Ford	TRANSIT CONNECT WAGON		County CIP
4219	2022	Ford	AWD UTILITY PATROL		County CIP
7391	2019	Ford	TRANSIT 350 VAN		County CIP
7798	2009	Ford	TRANSIT VAN - PRISONER	MFC Delay 2022 CIP Replacement	County CIP
9907	2022	Ford	F-150 SUPER CAB 4X4 Pickup		County CIP
1583	2022	Ford	F-250 SUPER CAB 4X4 Pickup		County CIP
5331	2022	Ford	ESCAPE		County CIP
4675	2022	Ford	ESCAPE		County CIP
3400	2022	Ford	ESCAPE		County CIP
3099	2022	Ford	ESCAPE		County CIP
4019	2022	Ford	ESCAPE		County CIP
5241	2022	Ford	ESCAPE		County CIP
5472	2017	Ford	FUSION		County CIP
0829	2018	Ford	FUSION		County CIP
6634	2022	Ford	ESCAPE		County CIP
3169	2016	Ford	F-150 CREW CAB		County CIP
3786	2022	Ford	F-150 STD. CAB Pickup		County CIP
9113	2018	Ford	F150- TRANSIT VAN		County CIP
2341	1992	Am General	Hum-V Stock #2320013897558	1033 program	Grant / Donated / Reassigned
5685	New	Am General	Hum-V Stock #2320014133739	1033 program	Grant / Donated / Reassigned
2694	1991	Am General	Hum-V	1033 program	Grant / Donated / Reassigned
2349	2007	International	Armored assault vehicle	1033 program	Grant / Donated / Reassigned
1576	2022	Ford	F-250 SUPER CREW 4X4		County CIP
0949	2021	Ford	AWD UTILITY PATROL		County CIP
3354	2020	Ford	AWD Utility Patrol	Fennville City - 2023 Exp	Contract Patrol
2326	2016	Ford	AWD UTILITY PATROL		County CIP
1589	2017	Ford	F-150 SUPER CAB 4X4 Pickup		County CIP
6114	2019	Ford	F-150 SUPER CAB 4X4 Pickup		County CIP
1590	2017	Ford	F-150 SUPER CAB 4X4 Pickup		County CIP
6115	2019	Ford	F-150 SUPER CAB 4X4 Pickup		County CIP
8919	2016	Ford	AWD UTILITY PATROL	Replacement by existing pool only	County CIP
0466	2015	Ford	AWD UTILITY PATROL	Replacement by existing pool only	County CIP
8183	2016	Ford	AWD UTILITY PATROL	Replacement by existing pool only	County CIP
5074	2014	Ford	AWD UTILITY PATROL	Replacement by existing pool only	County CIP
4659	2018	Ford	AWD Utility Patrol	Saugatuck City - 2023 Exp	Contract Patrol
4657	2018	Ford	AWD Utility Patrol	Saugatuck City - 2023 Exp	Contract Patrol
4658	2018	Ford	AWD Utility Patrol	Saugatuck City - 2023 Exp	Contract Patrol
4459	2021	Ford	AWD Utility Patrol	Saugatuck City - 2023 Exp	Contract Patrol

## Allegan County - Vehicle Asset List

VIN (last 4 digits)	Year	Make	Model	Notes	Funding Source
<b>Transportation 29</b>					
4796	2016	Ford	F-350 4x4 TRUCK		MDOT
0103	2015	Ford	16 PASS CUTAWAY	Eligible for Replacement	MDOT
5439	2015	Ford	16 PASS CUTAWAY	Eligible for Replacement	MDOT
5440	2015	Ford	16 PASS CUTAWAY	Eligible for Replacement	MDOT
7725	2015	Ford	ELDORADO BUS	Eligible for Replacement	MDOT
0758	2016	Ford	16 PASS CUTAWAY	Eligible for Replacement	MDOT
3282	2017	Ford	E450 BUS	Eligible for Replacement	MDOT
3283	2017	Ford	E450 BUS		MDOT
8713	2018	Ford	ELDORADO BUS		MDOT
8714	2018	Ford	ELDORADO BUS		MDOT
4244	2019	Ford	ELDORADO BUS		MDOT
4247	2019	Ford	ELDORADO BUS		MDOT
4248	2019	Ford	ELDORADO BUS		MDOT
4252	2019	Ford	ELDORADO BUS		MDOT
7660	2019	Ford	TRANSIT 350 VAN		MDOT
8723	2020	Ford	ELDORADO BUS		MDOT
8728	2020	Ford	ELDORADO BUS		MDOT
8729	2020	Ford	ELDORADO BUS		MDOT
8730	2020	Ford	ELDORADO BUS		MDOT
8731	2020	Ford	ELDORADO BUS		MDOT
4738	2012	Ford	ELDORADO BUS		MDOT
5834	2023	Ford	ELDORADO BUS		MDOT
7352	2023	Ford	ELDORADO BUS		MDOT
5830	2023	Ford	ELDORADO BUS		MDOT
5835	2023	Ford	ELDORADO BUS		MDOT
5836	2023	Ford	ELDORADO BUS		MDOT
5831	2023	Ford	ELDORADO BUS		MDOT
5832	2023	Ford	ELDORADO BUS		MDOT
5833	2023	Ford	ELDORADO BUS		MDOT

## Allegan County - Trailer and Equip. Asset List

VIN (last 4 digits)	Year	Make	Model	Notes	Funding Source
<b>Court</b>					
4651	2009	KING COBRA	TRAILER KC58SA		County CIP
<b>Drain Commission</b>					
3981	2014	John Deere	XUV 825I Olive & Black		Drain Fund
4977	2020	N/A	UTILITY TRAILER		Drain Fund
<b>Emergency Management</b>					
4353	2003	INTERSTATE	TRAILER		Grant / Donated
2955	2006	PACE	Trailer CS714TA2		Grant / Donated
2957	2006	PACE	Trailer CS714TA2		Grant / Donated
2955	2006	PACE	Trailer CS714TA2		Grant / Donated
4375	2008	KING COBRA	Trailer 6X12TA2		Grant / Donated
1368	2010	INTERSTATE	SFC716TA2		Grant / Donated
8336	2006	PACE	VC717TA2		Grant / Donated
Pending	2023	N/A	MAGLOCLN		Grant / Donated
7346	2018	Karavan Trailers	KHD-2990-72-12-PR		Grant / Donated
0129	2017	Ez-Go	TXT 2+2 Golf Cart		Grant / Donated
<b>Parks/Facilites Department</b>					
7316	N/A	Loadtrailer	6 X 10 UTILITY TRAILER		County CIP
0238	2015	Gold Star Enterprize	7' x 18' UTILITY TRAILER		County CIP
0239	2015	US Trailer Sales	7' x 18' UTILITY TRAILER		County CIP
2899	2019	Multiquip	WATER TANK TRAILER		County CIP
no VIN	N/A	N/A	5 X 10 UTILITY TRAILER		County CIP
no VIN	N/A	N/A	5 X 10 UTILITY TRAILER		County CIP
1776	2016	Kubota	RTV500		County CIP
2636	2019	Vermeer	Pull behind truck Wood Chipper		County CIP
0082	2018	BIG TEX	20ft BK-MR UTILITY TRAILER		County CIP
2823	2018	Dump Big Tex Box	14ft XL Dump Trailer		County CIP
<b>Public Health</b>					
6808	2021	Formula	Trailer FSCBA5		Grant / Donated
<b>Sheriffs Department</b>					
0782	N/A	UNITED EXP.	UTILITY TRAILER		County CIP
5450	1998	UNITED EXP.	UTILITY TRAILER		County CIP
5417	N/A	RANCE ALM. FAB	UTILITY TRAILER		County CIP
5298	1997	CLASSIC MFG INC.	UTILITY TRAILER		County CIP
2956	2006	PACE AMERICAN	UTILITY TRAILER		County CIP
3505	2001	MOBILE STRUCTURES INC.	UTILITY TRAILER		County CIP
7226	2012	NASH CAR TRAILER	UTILITY TRAILER		County CIP
0082	2019	BIG TEX	HORSE TRAILER		County CIP
3279	2002	Kodiak	4-Wheeler	Added 2022	Grant / Donated
0748	1994	Honda	4-Wheeler	Added 2022	Grant / Donated

## Allegan County - Sheriff Watercraft Asset List

VIN / Hull Number (last 4 digits)	Unit ID	Year	Length	Make	Model	Engine	Engine S/N	Funding Source
F203	PB-01	2003	28'	Triton	Enforcer	2017 Yamaha 225 HP	BAGJ1801924	County CIP
	PB-01					2017 Yamaha 225 HP	BAHJ1800764	County CIP
8472	PB-01	2003		Loadmaster	Tri-axle Aluminum			County CIP
G798	PB-02	1998	16'	Scout	Sportfish	2004 Yamaha 90 HP	6H3L490060	County CIP
0139	PB-02	2009		Phoenix				County CIP
E999	PB-03	1999	14'	Scout	Sportfish	1999 Yamaha 50 HP	415169	County CIP
4077	PB-03	1999		Eagle				County CIP
E001	PB-04	2001	16'	Alumacraft	AW1650	2010 Mercury Jet 40 HP	1C122235	County CIP
0686	PB-04	2001		EZ Loader				County CIP
E919	PB-05	2019	18'	LOWE	Roughneck RX18PT	2019 Mercury Jet 80 HP	2B682525	County CIP
2051	PB-05	2020		Karavan	LB-1800-64-ST			County CIP
J889	PB-06	1989	11' 6"	Bombard	Inflatable	None	N/A	County CIP
HE45	PB-06	N/A		EZ Loader	Alumituff			County CIP
J192	PB-07	1992	14'	Boston Whaler	N/A	2007 Mercury 40 HP	N/A	County CIP
2305	PB-07	1992		Trailmaster			N/A	County CIP
B707	PB-08	2007	14'	Alumacraft	Jon Boat	2007 Mariner 8 HP	0G095228	County CIP
8305	PB-08	2007		EZ Loader	Alumituff			County CIP
C494	PB-09	1994	17'	Carolina	Skiff	2018 Mercury 60 HP	1C541857	County CIP
1804	PB-09	1994		EZ Loader				County CIP
M80A	PB-10	1980	18'	Boston Whaler	Walkabout	2018 Mercury 80 HP	2B560062	County CIP
None	PB-10	1979		Spartan				County CIP
G494	PB-11	1994	12' 6"	Hoverguard 600	Hovercraft	1994 Yamaha 50 HP	L05-000-763	County CIP
5082	PB-11	1994		Hovertchnics	Flatbed Trailer			County CIP
None	PB-12	2005		Nationwide	PWC Trailer	N/A	N/A	County CIP

**Allegan County Grant Renewals 2024**

Service Area	Grant Name	Grant Purpose	# of yrs	Grant Source	Allowed Indirect Cost	Local Match Required	Anticipated Additional County Funding	Other Revenue (Fee Revenue)	Anticipated Award	Estimated Budget <small>(Local Match Required + Addl County Funding + Other Revenue + Anticipated Award)</small>	Federal, State Local, Other - %
Child Care	<b>Childcare Fund</b>	Provides funding to support entire operational budget for any out-of-home placement in Allegan County (includes Youth Home, Private, Foster Care, independent living programs.) Also supports all approved in-home care programs (community probation, community resources, COSA, juvenile diversion) - prevents out-of-home placement or expedite return from out-of-home placements. 50% local match required.  Foster care (Activity 662) youth grant reimbursement process will change in FY2020, in that the state will pay the costs directly and bill the county for 50%, but only for neglected and abused youth. The county will still pay first for delinquent foster care youth.	10+	Michigan Department of Human Services	Yes - 10% of Direct Exp Required	\$ 2,507,391	\$ -	\$ -	\$ 2,507,391	\$ 5,014,782	Federal - 0% State - 10% of gross allowable costs plus 50% of net allowable costs County - 50% Other - 0%
Child Care	<b>Raise The Age</b>	Grant has been created for expenditures that would not be reimbursable under the Child Care Fund Reimbursement Program. This is in response to November 2019, legislation was passed in Michigan extending state fund availability to juvenile justice youth who come under court/tribal jurisdiction at age 17. State is to reimburse 100% of the cost to provide juvenile justice services when a court exercises jurisdiction over a juvenile who is 17 years of age, but under the age of 18 at the time of the offense.	1	Michigan Department of Human Services		\$ -	\$ -	\$ -	\$ 25,000	\$ 25,000	State - 100%
Child Care	<b>School Nutrition Cluster (Breakfast, Lunch, Snack and Commodities)</b>	Provides funding that makes it possible for schools to offer nutritious meals to students for breakfast, lunch and snack. Our Youth Home qualifies for this program and receives dollars according to the amount of meals served.	10+	US Dept. of Ag - Thru Michigan Dept of Education	No	\$ -	\$ -	\$ -	\$ 56,823	\$ 56,823	Federal - 100% State - 0% County - 0% Other - 0%
Circuit Court	<b>Child and Parent Legal Representation (CPLR)- Title IV-E Family Court Attorney Grant</b>	An opportunity to use federal and state funding to offset the county's cost for family court appointed attorneys while also providing additional funding for better legal representation. Provides funding for attorney representation for children and parents in child protection proceedings. Grant passes through county's eligible title IV-E claim for actual costs. (Total costs x penetration rate x 50% federal reimbursement rate.)Department determines each county's title IV-E penetration rate and provides the appropriate percentage for monthly invoicing. County is sub-recipient of department's Title IV-E Federal Grant.	1	Michigan Dept of Health and Human Services	No	\$ -	\$ 203,386.00	\$ -	\$ 67,795	\$ 271,181	50% federal, 50% state
Circuit Court	<b>Swift &amp; Sure Sanctions Probation Program (SSSPP)</b>	Provides funding to develop and maintain an intensive probation supervision program that targets high-risk felony offenders with a history of probation violations or failures. Grant funding is likely only available through 2015 based on State evaluation of program effectiveness. No local match is required.  Amount in "Other revenue" column amount is other funding source used for probation supervision	5+	Supreme Court Admin. Office	No	\$ -			\$ 118,513	\$ 118,513	Federal - 0% State - 100% County - 0% Other - 0%
Courts - Public Defender	<b>Michigan Indigent Defense Commission (MIDC)</b>	Provide funding to assist Grantee to comply with the Compliance Plan and Cost Analysis provided by MIDC for the provision of indigent criminal defense services through the standards by LARA on 5/22/17 and process described in the Michigan Indigent Defense Act as amended 12/23/18 by Public Act 214 of 2018.  NOTE: Local match totals \$540,904 (\$306,698 from Van Buren County and \$234,206 from Allegan County).	2	LARA / Michigan Indigent Defense Commission	Yes	\$ 545,138.00	\$ -	\$ -	\$ 5,469,144	\$ 6,014,282	Federal - 0% State - 79.14% County - 9.03% Other - 11.83%
District Court	<b>MI Mental Health Court Grant Program (MMHCGP)</b>	Provides funding to develop a specialty court to address the overwhelming population of people with mental illness in the criminal justice system in Allegan County. Eligible activities revolve around providing assistance and treatment services. This grant was new for 2014. No local match is required.	5+	Supreme Court Admin. Office	No	\$ -		\$ 526	\$ 42,950	\$ 43,476	Federal - 0% State - 100% County - 0% Other - 0%
District Court	<b>MI Veterans Treatment Court Grant Program (MVTGCP)</b>	Provides funding to develop and maintain a Veterans Treatment Court for Allegan and VanBuren counties. Eligible participants will be focused around treatment and assistance to veterans that have become involved in the criminal justice system as a result of issues that developed either during a tour of duty or as a result of a trauma. No local match is required.	5+	Supreme Court Admin. Office	No	\$ -		\$ 7,000	\$ 59,280	\$ 66,280	Federal - 0% State - 100% County - 0% Other - 0%
District Court	<b>Sobriety Court Grant</b>	Grant to explore the possibility of a Sobriety Court for misdemeanor drunk driving cases.  Planning Grant to address: 1. the need for DWI Court to determine whether or not Allegan County court will have the numbers for a stand-alone specialty Court. Planning Grant will 2. Assemble a committee of stakeholders 3. Create a court team 4. Research and assess the community resources available 5. Discuss sustainability of the program 6. Determine eligibility, criteria, assessment tools, program structure, etc. No local match is required	4	Supreme Court Admin. Office	No	\$ -		\$ 11,967	\$ 90,132	\$ 102,099	Federal -0% State - 100% County - 0% Other - 0%



Service Area	Grant Name	Grant Purpose	# of yrs	Grant Source	Allowed Indirect Cost	Local Match Required	Anticipated Additional County Funding	Other Revenue (Fee Revenue)	Anticipated Award	Estimated Budget <small>(Local Match Required + Addl County Funding + Other Revenue + Anticipated Award)</small>	Federal, State Local, Other - %
Emergency Mgmt	<b>Emergency Management Performance Grant (EMPG)</b>	Grant provides funding to Allegan County to support the Emergency Management Directors position up to 50% of his/her salary and benefits. Typical award is closer to 35% reimbursement for the position. 50% local match is required.	10+	Dept. of Homeland Security/MSP	Yes. Must have an approved, fully executed indirect cost rate agreement with Federal agency attached to grant application in order to charge indirect costs.	\$ 53,755		\$ -	\$ 53,754	\$ 107,509	Federal - 50% State - 0% County - 50% Other - 0%
Emergency Mgmt	<b>Homeland Security Grant</b>	Grant provides funding for Emergency Management training/travel (MEMA Conference) and equipment purchases. Allegan County participates in the Homeland Security program through 5th Regional Board. The application is completed by VanBuren County (the fiduciary). Additional equipment may be disbursed through the Regional Board to Allegan County with Transfer of Ownership documentation.	10+	Homeland Security/MSP	No	\$ -	\$ -	\$ -	\$ 5,000	\$ 5,000	Federal - 100% State - 0% County - 0% Other - 0%
Emergency Mgmt	<b>Homeland Security Grant (Reimbursement and non-cash Equipment)</b>	Grant provides funding for Emergency Management training/travel (MEMA Conference) and equipment purchases. Allegan County participates in the Homeland Security program through 5th Regional Board. The application is completed by VanBuren County (the fiduciary). Additional equipment may be disbursed through the Regional Board to Allegan County with Transfer of Ownership documentation.	10+	Homeland Security/MSP	No	\$ -	\$ -	\$ -	\$ 20,000	\$ 20,000	Federal - 100% State - 0% County - 0% Other - 0%
Emergency Mgmt	<b>Pre Disaster Mitigation Grant (Hazard Mitigation)</b>	Grant provides funding to Allegan County for hazard mitigation project PDMC-PL-05-MI-2018-001. County funding portion will come from BOTH in-kind match (labor) and Emergency Management Special Projects Budget for 2019. No additional funding will be needed.	1	FEMA	no	\$ 9,246	\$ -	\$ -	\$ 25,739	\$ 34,985	Federal - 75% State - 0% County - 25% Other - 0%
Family Court	<b>County Juvenile Officers (CJOs) &amp; Assistants</b>	Provides funding to reimburse a portion of the salary for the Probate Court Juvenile Officer (CJO) and their Assistant. Allegan County currently receives \$13,193 per quarter for both positions. No annual application.	10+	MI Dept. of Human Services	No	\$ -	\$ -	\$ -	\$ 52,773	\$ 52,773	Federal - 0% State - 100% County - 0% Other - 0%
Finance	<b>Survey and Remonumentation</b>	Grant provides funding to support State-mandated review and remonumentation of section corners for all cities and townships within Allegan County. County Surveyor is Grant Representative and chairs the Peer Review Group (group of BOC appointed local surveyors that research and approve section corners.) Accurate section corners will contribute to the accuracy of the GIS base. No local match required.	20+	MI Dept. of Energy, Labor, & Econ. Growth	Yes	\$ -	\$ -	\$ -	\$ 100,000	\$ 100,000	Federal - 0% State - 100% County - 0% Other - 0%
Friend of the Court	<b>Cooperative Reimbursement Contract (Title IV-D)</b>	Provides funding to reimburse Allegan County for operational costs associated with providing services in support of the federally mandated Child Support Enforcement (FOC-Title IVD Program.) Application period is for a three year contract, with option for two 1-year extensions.	10+	Dept. of Health and Human Services (thru DHS)	Yes	\$ 646,016	\$ -	\$ -	\$ 1,347,982	\$ 1,993,998	Federal - 62% State - 6% County - 32% Other - 0%
Health	<b>CPBC Body Art Fixed Fee</b>	Grant provides funding to conduct inspections of Body Art Facilities and to investigate complaints and to enforce licensing regulations and requirements.	20+	Michigan Department of Health & Human Services	NO	\$ -	\$ -	\$ -	\$ 3,000	\$ 3,000	Federal - 0% State - 100% County - 0% Other - 0%
Health	<b>CPBC CSHCS Medicaid Outreach</b>	Grant provides funding to assist families of children with special health care needs for referrals to specialty services based on their health problems, provides support services to the families in caring for their child.	20+	U.S. Department of Health & Human Services	YES - CAP	\$ -	\$ 9,327	\$ -	\$ 23,500	\$ 32,827	Federal - 50% State - 0% County - 50% Other - 0%
Health	<b>CPBC CSHCS Medicaid Elevated Blood Lead Case Management</b>	Grant provides funding for in home elevated blood lead case management services for children less than age 6 who have Medicaid and a blood lead level equal to or greater than 5 micrograms per deciliter.	4	U.S. Department of Health & Human Services	NO	\$ -	\$ -	\$ -	\$ 403	\$ 403	Federal - 100% State - 0% County - 0% Other - 0%
Health	<b>CPBC CSHCS Outreach &amp; Advocacy</b>	Grant provides funding for outreach, advocacy and case management in assisting families in accessing special need funds, transportation and assistance with alternate resources of aid.	20+	U.S. Department of Health & Human Services	YES - CAP	\$ -	\$ -	\$ -	\$ 82,640	\$ 82,640	Federal - 50% State - 50% County - 0% Other - 0%

Service Area	Grant Name	Grant Purpose	# of yrs	Grant Source	Allowed Indirect Cost	Local Match Required	Anticipated Additional County Funding	Other Revenue (Fee Revenue)	Anticipated Award	Estimated Budget <small>(Local Match Required + Addl County Funding + Other Revenue + Anticipated Award)</small>	Federal, State Local, Other - %
Health	<b>CPBC CSHCS-Care Coordination Fixed (PCA 88040/88070)</b>	Grant provides funding to assist families of children with special health care needs. Case management services include visits in the home and over the phone.	20+	U.S. Department of Health & Human Services	NO	\$ -	\$ -	\$ -	\$ 5,852	\$ 5,852	Federal - 100% State - 0% County - 0% Other - 0%
Health	<b>CPBC CSHCS-Care Coordination Fixed (PCA 88050/88070)</b>	Grant provides funding to assist families of children with special health care needs. Case management services include visits in the home and over the phone.	20+	U.S. Department of Health & Human Services	NO	\$ -	\$ -	\$ -	\$ 2,068	\$ 2,068	Federal - 50% State - 50% County - 0% Other - 0%
Health	<b>CPBC CSHCS Vaccine Initiative</b>	CSHCS enrollees may be eligible to receive reimbursable vaccination services as provided by the local health department.	2	U.S. Department of Health & Human Services	YES - CAP	\$ -	\$ -	\$ -	\$ 5,324	\$ 5,324	Federal - 100% State - 0% County - 0% Other - 0%
Health	<b>CPBC Drinking Water ELPHS</b>	Grant provides funding to perform water well permitting activities, pre-drilling site reviews and water supply system inspections for code compliance purposes with qualified individuals classified as Sanitarians or equivalent. It is one of the required services in accordance with P.A. 369, of 1978 and P.A. 92 of 2000, as amended.	20+	MI Dept of Environmental Quality	YES - CAP	\$ -	\$ -	\$ -	\$ 204,405	\$ 204,405	Federal - 0% State - 35% County - % Other - 65%
Health	<b>CPBC Food ELPHS</b>	Grant provides funding for the issuance of Food Service Establishment licenses as well as routine and follow-up inspections and complaint investigations. It is one of the required services in accordance with P.A. 369, of 1978 and P.A. 92 of 2000, as amended.	20+	Michigan Department of Health & Human Services	YES - CAP	\$ -	\$ -	\$ 365,179	\$ 123,147	\$ 488,326	Federal - 0% State - 42% County - 2% Other - 56%
Health	<b>CPBC General Communicable Disease ELPHS</b>	Grant provides funding for General Communicable Disease case investigation and monitoring risk to the general public.	20+	Michigan Department of Health & Human Services	YES - CAP	\$ -	\$ -	\$ -	\$ 151,178	\$ 151,178	Federal - 0% State - 80% County - 19% Other - 1%
Health	<b>CPBC Hearing ELPHS</b>	Grant provides funding for Hearing testing in children and referral services when a problem is detected. Testing takes place in the schools and at the Health Department. It is one of the required services in accordance with P.A. 369, of 1978 and P.A. 92 of 2000, as amended.	20+	Michigan Department of Health & Human Services	YES - CAP	\$ -	\$ -	\$ -	\$ 41,687	\$ 41,687	Federal - 0% State - 51% County - 44% Other - 5%
Health	<b>CPBC HIV - ELPHS</b>	Grant provides funding to provide HIV counseling , testing and referral and partner services. It is one of the required services in accordance with P.A. 369, of 1978 and P.A. 92 of 2000, as amended.	20+	U.S. Department of Health & Human Services	NO	\$ -	\$ -	\$ -	\$ 17,286	\$ 17,286	Federal - 100% State - 0% County - 0% Other - 0%
Health	<b>CPBC HIV Prevention</b>	Grant provides funding to provide HIV counseling , testing and referral and partner services.	20+	Michigan Department of Health & Human Services	YES - CAP	\$ -	\$ -	\$ -	\$ 40,227	\$ 40,227	Federal - 0% State - 100% County - 0% Other - 0%
Health	<b>CPBC Immunization Action Plan (IAP)</b>	Grant provides funding to offer immunization services to the public which includes collaborating with public and private sector organizations to promote immunization activities, educate providers about vaccines covered by insurance and to address public immunization rates.	20+	U.S. Department of Health & Human Services	YES - CAP	\$ -	\$ -	\$ -	\$ 62,402	\$ 62,402	Federal - 32% State - 0% County - 53% Other - 15%
Health	<b>CPBC Immunization - ELPHS</b>	Grant provides funding to provide Immunization services which are one of the required services in accordance with P.A. 369, of 1978 and P.A. 92 of 2000, as amended.	20+	Michigan Department of Health & Human Services	NO	\$ -	\$ -	\$ -	\$ 5,000	\$ 5,000	Federal - 0% State - 100% County - 0% Other - 0%
Health	<b>CPBC Immunization Fixed Fees</b>	Grant provides funding for VFC/AFIX site visits for the Immunization program. Payments for site visits range from \$50 to \$300.	20+	U.S. Department of Health & Human Services	NO	\$ -	\$ -	\$ -	\$ 2,000	\$ 2,000	Federal - 100% State - 0% County - 0% Other - 0%
Health	<b>CPBC Immunization Vaccine Quality Assurance</b>	Grant provides funding to monitor and approve vaccine temperature logs, doses administered reports, inventory received from participating VFC providers, follow-up on vaccine losses and replacement for compromised vaccines. Also, assist with the redistribution of short dated vaccines and the equitable allocation in case of a shortage.	20+	Michigan Department of Health & Human Services	YES - CAP	\$ -	\$ -	\$ -	\$ 12,920	\$ 12,920	Federal - 5% State - 0% County - 1% Other - 83%
Health	<b>CPBC MCH Public Health Functions &amp; Infrastructure</b>	Grant provides funding to address locally identified needs related to the Health of Women and Children. Part of these services include outreach, referrals and education. This specific program focuses on Lead Prevention within our community.	20+	U.S. Department of Health & Human Services	YES - CAP	\$ -	\$ 6,568	\$ 133	\$ -	\$ 6,701	Federal - 100% State - 0% County - 0% Other - 0%

Service Area	Grant Name	Grant Purpose	# of yrs	Grant Source	Allowed Indirect Cost	Local Match Required	Anticipated Additional County Funding	Other Revenue (Fee Revenue)	Anticipated Award	Estimated Budget <small>(Local Match Required + Addl County Funding + Other Revenue + Anticipated Award)</small>	Federal, State Local, Other - %
Health	CPBC Medicaid Outreach	Grant provides funding for Medicaid Outreach and Public Awareness, Facilitating Medicaid eligibility determination, program planning and interagency coordination, referrals, coordination and monitoring of Medicaid Services.	20+	U.S. Department of Health & Human Services	YES - CAP	\$ -	\$ -	\$ -	\$ 9,327	\$ 9,327	Federal - 50% State - 0% County - 50% Other - 0%
Health	CPBC On-site Wastewater	Grant provides funding to manage private on-site sewage treatment systems for private homes that generate less than 10,000 gallons per day of sanitary sewage. Conduct construction inspections, issue permits, evaluate parcels and maintain up-to-date regulations for on-site sewage treatment and disposal systems.	20+	MI Dept of Environmental Quality	YES - CAP	\$ -	\$ -	\$ -	\$ 174,123	\$ 174,123	Federal - 0% State - 67% County - 0% Other - 33%
Health	CPBC MCH Enabling Services Children Transition/Lead Prevention	Part of CPBC Agreement. Grant provides funding to address locally identified needs related to the health of children in our jurisdiction. This specific program will assist in the transition of children in the Children's Special Health Care Program who are "aging out".	20+	U.S. Department of Health & Human Services	NO	\$ -	\$ -	\$ -	\$ 47,794	\$ 47,794	Federal - 100% State - 0% County - 0% Other - 0%
Health	Oral Health Kindergarten Assessment	Ensure that kindergarten or first grade children entering into school have a dental oral health assessment prior to enrollment.	2	Michigan Department of Health & Human Services	NO	\$ -	\$ -	\$ -	\$ 57,884	\$ 57,884	Federal - 0% State - 100% County - 0% Other - 0%
Health	CPBC Public Health Emergency Preparedness (PHEP)	Grant provides funding to pay for one Coordinator and activities to build preparedness and response capacity and capability to receipt, stage, storage, distribute and dispense materiel during a Public Health emergency.	20+	U.S. Department of Health & Human Services	YES - CAP	\$ 9,381	\$ 26,258	\$ -	\$ 93,809	\$ 129,448	Federal - 90% State - 0% County - 10% Other - 0%
Health	CPBC Public Health Emergency Preparedness (PHEP)	Grant provides funding to pay for one Coordinator and activities to build preparedness and response capacity and capability to receipt, stage, storage, distribute and dispense materiel during a Public Health emergency.	20+	U.S. Department of Health & Human Services	YES - CAP	\$ -	\$ -	\$ -	\$ 31,270	\$ 31,270	Federal - 90% State - 0% County - 10% Other - 0%
Health	CPBC Sexually Transmitted Disease ELPHS	Grant provides funding for case investigation and the control of sexually transmitted diseases. It is one of the required services in accordance with P.A. 369, of 1978 and P.A. 92 of 2000, as amended.	20+	Michigan Department of Health & Human Services	YES - CAP	\$ -	\$ -	\$ -	\$ 29,120	\$ 29,120	Federal - 0% State - 96% County - 3% Other - 1%
Health	CPBC Vision ELPHS	Grant provides funding for Vision testing in children and referral services when a problem is detected. Testing takes place in the schools and at the Health Department. It is one of the required services in accordance with P.A. 369, of 1978 and P.A. 92 of 2000, as amended.	20+	Michigan Department of Health & Human Services	YES - CAP	\$ -	\$ 89,878	\$ 10,944	\$ 41,686	\$ 142,508	Federal - 0% State - 33% County - 31% Other - 36%
Health	CPBC Tuberculosis Control	Grant provides funding to support personnel, purchase equipment and supplies, and provide services directly related to core TB control front-line activities with a emphasis on DOT case mgmt.	20+	Michigan Department of Health & Human Services	YES-CAP	\$ -	\$ 1,294	\$ -	\$ 228	\$ 1,522	Federal - 0% State - 0% County - 0% Other - 100%
Health	CPBC Vector Borne Disease Prevention	State Guidance : Develop low cost surveillance for early detection geared toward identifying populations of potentially Invasive Aedes species mosquitoes that can transmit emerging arboviruses and to support surveillance for populations of ticks capable of transmitting LYME disease or other emerging pathogens in Michigan.	5+	Michigan Department of Health & Human Services	YES - CAP	\$ -	\$ 2,050	\$ -	\$ 9,000	\$ 11,050	Federal - 0% State - 100% County - 0% Other - 0%
Health	EGLE Campgrounds	Grant provides funding to inspect campgrounds and investigate complaints.	20+	MI Dept. of Environmental Quality	NO	\$ -	\$ -	\$ -	\$ 850	\$ 850	Federal - 0% State - 15.8% County - 0% Other - 84.2%
Health	EGLE Capacity Development & Source Water Assessment	Grant provides funding for Sanitarian issued water well permits and to conduct sanitary surveys and inspect for compliance. This program is also responsible for maintaining inventory in "Water Track" and gathering water samples and sending to a certified lab.	20+	Environmental Protection Agency	NO	\$ -	\$ -	\$ -	\$ 2,850	\$ 2,850	Federal - 100% State - 0% County - 0% Other - 0%
Health	EGLE Great Lakes Beach Monitoring	Grant provides funding to monitor Great Lakes Beaches. Water samples are taken and delivered to a certified lab for testing.	20+	Environmental Protection Agency	NO	\$ -	\$ -	\$ -	\$ 6,200	\$ 6,200	Federal - 100% State - 0% County - 0% Other - 0%

Service Area	Grant Name	Grant Purpose	# of yrs	Grant Source	Allowed Indirect Cost	Local Match Required	Anticipated Additional County Funding	Other Revenue (Fee Revenue)	Anticipated Award	Estimated Budget <small>(Local Match Required + Addl County Funding + Other Revenue + Anticipated Award)</small>	Federal, State Local, Other - %
Health	<b>EGLE Drinking Water Long-Term Monitoring</b>	Grant provides funding for Sanitarians to conduct inspections for long-term monitoring. Sanitarians also monitor water quality by gathering water samples and sending them to a certified lab.	20+	MI Dept. of Environmental Quality	NO	\$ -	\$ -	\$ -	\$ 3,000	\$ 3,000	Federal - 0% State - 100% County - 0% Other - 0%
Health	<b>EGLE Noncommunity Drinking Water Supply - Operator Assistance</b>	Grant provides funding for Sanitarians to issue water well permits and conduct sanitary surveys and inspections for compliance. Sanitarians also monitor water quality by gathering water samples and sending them to a certified lab.	20+	Environmental Protection Agency	NO	\$ -	\$ -	\$ -	\$ 1,630	\$ 1,630	Federal - 100% State - 0% County - 0% Other - 0%
Health	<b>EGLE Noncommunity Drinking Water Supply - Standard</b>	Grant provides funding for Sanitarians to issue water well permits and conduct sanitary surveys and inspections for compliance. Sanitarians also monitor water quality by gathering water samples and sending them to a certified lab.	20+	MI Dept. of Environmental Quality	NO	\$ -	\$ -	\$ -	\$ 65,165	\$ 65,165	Federal - 0% State - 100% County - 0% Other - 0%
Health	<b>EGLE Public Swimming Pools</b>	Grant provides funding for annual public swimming pool inspections and to investigate public swimming pool complaints.	20+	MI Dept. of Environmental Quality	NO	\$ -	\$ -	\$ -	\$ 3,000	\$ 3,000	Federal - 0% State - 58.3% County - 0% Other - 41.7%
Health	<b>EGLE Septage Waste</b>	Grant provides funding for initial septage waste land site inspections, annual land site inspections, septage waste vehicle inspections, and authorized receiving facility inspections.	20+	MI Dept. of Environmental Quality	NO	\$ -	\$ -	\$ -	\$ 3,200	\$ 3,200	Federal - 0% State - 100% County - 0% Other - 0%
Health	<b>ETLHD ELC Contract Tracing, Investigation, Testing Coord. &amp; Infection Prevention</b>	Grant provides funding to support staff time and supplies associated with COVID-19 response in community specifically focused on testing, tracing, case investigations and enforcement & infection prevention	2	U.S. Department of Health & Human Services	YES - CAP	\$ -	\$ -	\$ -	\$ 385,570	\$ 385,570	Federal - 100% State - 0% County - 0% Other - 0%
Health	<b>ETLHD COVID Immunization</b>	Grant provides funding to support staff time and supplies associated with COVID-19 response in community specifically focused on Vaccine	2	U.S. Department of Health & Human Services	YES - CAP	\$ -	\$ -	\$ -	\$ 151,835	\$ 151,835	Federal - 100% State - 0% County - 0% Other - 0%
Health	<b>ETLHD Reopening Schools HRA</b>	To provide rapid antigen and/or pooled PCR testing to educators, staff, and students at public and private schools. Hire health resource advocates (HRAs) will provide front-line support for COVID testing and reporting, help districts identify emerging COVID-related health concerns, and amplify best practices.	2	U.S. Department of Health & Human Services	YES - CAP	\$ -	\$ -	\$ -	\$ 410,000	\$ 410,000	Federal - 100% State - 0% County - 0% Other - 0%
Health	<b>ETLHD PFAS Response - Kavco</b>	Provide education regarding drinking water testing and results, interim provision of water filtration systems or an alternate source(s) of water until a permanent solution can be identified and implemented, as resources allow, or a determination is made by the Michigan Department of Health and Human Services (MDHHS) Division of Environmental Health (DEH) that filtration or alternate water is no longer recommended or advised. Follow-up with residents who have received a water filter to offer free replacement filter cartridges every six months.	5+	Michigan Department of Health & Human Services	YES - CAP	\$ -	\$ -	\$ -	\$ 8,064	\$ 8,064	Federal - 0% State - 100% County - 0% Other - 0%
Health	<b>ETLHD PFAS Response - Otsego</b>	Provide education regarding drinking water testing and results, interim provision of water filtration systems or an alternate source(s) of water until a permanent solution can be identified and implemented, as resources allow, or a determination is made by the Michigan Department of Health and Human Services (MDHHS) Division of Environmental Health (DEH) that filtration or alternate water is no longer recommended or advised. Follow-up with residents who have received a water filter to offer free replacement filter cartridges every six months.	5+	Michigan Department of Health & Human Services	YES - CAP	\$ -	\$ -	\$ -	\$ 71,869	\$ 71,869	Federal - 0% State - 100% County - 0% Other - 0%
Prosecuting Attorney	<b>Crime Victim Services</b>	Provides funding to reimburse Allegan County primarily for wage and benefit expenses for two positions providing services to Crime Victims - Crime Victims Advocate and Legal Secretary. The Crime Victims Rights Act requires that Allegan County provide these services as part of the criminal justice process. No local match is required.	20+	MI Dept. of Community Health	Yes	\$ -	\$ 30,000	\$ -	\$ 175,000	\$ 205,000	Federal - 0% State - 100% County - 0% Other - 0%
Prosecuting Attorney	<b>PAAM Grant (Prosecuting Attorneys Association of Michigan)</b>	Grant provides an annual award to fund Crime Victims Week activities.	4	Prosecuting Attorneys Association of Michigan	No	\$ -	\$ -	\$ -	\$ 400	\$ 400	Federal - 0% State - 0% County - 0% Other - 100%

Service Area	Grant Name	Grant Purpose	# of yrs	Grant Source	Allowed Indirect Cost	Local Match Required	Anticipated Additional County Funding	Other Revenue (Fee Revenue)	Anticipated Award	Estimated Budget <small>(Local Match Required + Addl County Funding + Other Revenue + Anticipated Award)</small>	Federal, State Local, Other - %
Sheriffs	<b>Community Corrections Grant (CCAB)</b>	This grant provides funding to communities to assist in goals to decrease prison admissions and increase utilization of community-based sanctions and services for non-violent offenders. There are eight programs in the FY2020 CCAB Grant; two substance abuse outpatient programs, Meth Diversion and Relapse Prevention; Re Entry Case Management; Gatekeeper program; Moral Recognition Therapy; Career Readiness; and two Pretrial Service Programs for Assessment and Supervision.	20+	Dept. of Corrections	Yes	\$ -	\$ -	\$ -	\$ 114,769	\$ 114,769	Federal - 0% State - 100% County - 0% Other - 0%
Sheriffs	<b>FBI Child Exploitation Task Force (FBI CETF)</b>	Agency provides funding for OT Wage expense (no benefits) for officers to participate in FBI CETF Program. Allegan County acts as a vendor for the FBI CETF, this is not a grant. Local officer(s) attend training and cooperates with FBI to assess the specific local child exploitation threats and implement strategy to reduce the threat. No local match is required, max award is \$17,000 per officer per year. No application is required.	5+	Federal Bureau of Investigation	No	\$ -	\$ -	\$ -	\$ 19,840	\$ 19,840	Federal - 0% State - 0% County - 18% Other - 82%
Sheriffs	<b>High Intensity Drug Trafficking Areas Program (HIDTA)</b>	Grant provides funding for OT Wage expense (no benefits) for officers to participate in local (regional) HIDTA Program. The Allegan County HIDTA officer cooperates through Ottawa County along with other jurisdictions to assess the specific local trafficking threat and implement strategy to reduce the threat. No local match is required, max award is \$9,500 per officer per year. No application is required.	5+	Executive Office of the President - through MI HIDTA (Detroit) through Ottawa County	No	\$ -	\$ -	\$ -	\$ 9,000	\$ 9,000	Federal - 100% State - 0% County - 0% Other - 0%
Sheriffs	<b>Highway Safety Grant - OWI, Seatbelt, Distracted Driving</b>	Provides funding for additional traffic enforcement focused on impaired driving and seat-belt violations. Allegan County has the 2nd highest incident-rate in Michigan, so we are eligible to participate. Eligible expenses are overtime wages and benefits only. OHSP selects State-designated "Enforcement Periods" for OT patrols. No local match required.	20+	Office of Highway Safety Planning - MSP	YES - CAP	\$ -	\$ -	\$ -	\$ 53,091	\$ 53,091	Federal - 100% State - 0% County - 0% Other - 0%
Sheriffs	<b>Marine Safety Law Enforcement</b>	Provides funding to Allegan County to patrol and respond to emergencies on the lakes and waterways. Eligible expenses include wage, benefits and operating expenses to schedule additional personnel to cover summer and weekend shifts for patrols. 25% local match required.	15+	Michigan DNR	No	\$ 20,000	\$ 50,000	\$ -	\$ 70,000	\$ 140,000	Federal - 0% State - 50% County - 50% Other - 0%
Sheriffs	<b>Medical Marihuana Operation and Oversight Grant (MMOOG)</b>	Provides funding for education, communication and outreach of Michigan Medical Marihuana Act 2008. Grant funds are calculated based on a portion of number of registry identification cards issued or renewed in the County.	5+	Michigan Dept. of Licensing and Regulatory Affairs - Cannabis Regulatory Agency	No	\$ -	\$ -	\$ -	\$ 65,000	\$ 65,000	Federal - 0% State - 100% County - 0% Other - 0%
Sheriffs	<b>MMRMA Risk Avoidance Program (RAP) Grants</b>	Program is designed to provide cost sharing and reimbursement funding to MMRMA members that are taking loss control measures and to encourage innovation in loss control programs.	5+	Michigan Municipal Risk Management Authority	No	\$ 50,000	\$ -	\$ -	\$ 50,000	\$ 100,000	Federal - 0% State - 0% County - 50% Other - 50%
Sheriffs	<b>SWET</b>	Southwest Enforcement Team (SWET) is a multijurisdictional drug enforcement task force in which Allegan County participates Grant provides partial funding for wage and benefit expense for one officer, up to \$24,000.00 No local match is required.	2	US Dept of Justice (DOJ) / Bureau of Justice Assistance (BJA)	No	\$ -	\$ 83,780	\$ -	\$ 24,000	\$ 107,780	Federal - 0% State - 100% County - 0% Other - 0%
Sheriffs	<b>Secondary Road Patrol (SRP)</b>	Grant provides funding to Allegan County to provide designated officers to patrol the Secondary Roads. Allegan County currently has three officers partially funded under this grant. No local match is required.	10+	OHSP	Yes, 5% of direct costs	\$ -	\$ 207,011	\$ -	\$ 139,025	\$ 346,036	Federal - 0% State - 26% County - 74% Other - 0%
Sheriffs	<b>Snowmobile Law Enforcement</b>	Provides funding to Allegan County to patrol and respond to emergencies on the snowmobile trails. Eligible expenses include wage, benefits and operating expenses to schedule additional personnel to cover weekend (Friday, Saturday, Sunday) shifts patrolling trails. 15% local match required.	15+	Michigan DNR	No	\$ 600	\$ 400	\$ -	\$ 4,000	\$ 5,000	Federal - 0% State - 80% County - 20% Other - 0%
Transportation	<b>Annual Capital</b>	Part of ACT's 2020 annual application capital request to MDOT for replacement vehicles/equipment.	10+	MDOT/FTA	No	\$ -	\$ -	\$ -	\$ 500,050	\$ 500,050	Federal - 80% State - 20% County - 0% Other - 0%

Service Area	Grant Name	Grant Purpose	# of yrs	Grant Source	Allowed Indirect Cost	Local Match Required	Anticipated Additional County Funding	Other Revenue (Fee Revenue)	Anticipated Award	Estimated Budget <small>(Local Match Required + Addl County Funding + Other Revenue + Anticipated Award)</small>	Federal, State Local, Other - %
Transportation	JARC 2017-0003/PXX	The Job Access Reverse Commute project provides trips for employment related services.	10+	MDOT/FTA	Yes	\$ -	\$ -	\$ -	\$ 102,300	\$ 102,300	Federal - 50% State - 50% County - 0% Other - 0%
Transportation	New Freedom 2017-0003 /PXX	Provides wage/fringe full time for Senior Service staff to coordinate a volunteer driver program.	10+	MDOT/FTA	No	\$ -	\$ -	\$ -	\$ 62,500	\$ 62,500	Federal - 100% State - 0% County - 0% Other - 0%
Transportation	Regular Service	Provides operating funding to provide trips to customers, clients, and consumers of organizations that contract with ACT for service.	10+	MDOT/FTA	Yes	\$ -	\$ -	\$ -	\$ 1,173,153	\$ 1,173,153	Federal - 33% State - 67% County - 0% Other - 0%
Veteran Services	County Veteran Service Fund Grant	State program to provide emergent financial relief to veterans, service members, dependents or survivors. This is funding of last resort, to be used after all other available resources have been exhausted, such as Michigan Veterans Trust Fund, SSRF and MDHHS funding. Used to purchase Meijer food vouchers for distribution to eligible veterans under the grant.	1	Michigan Veteran Affairs Agency	No	\$ -	\$ -	\$ -	\$ 102,900	\$ 102,900	State - 100%
<b>TOTALS</b>						<b>\$ 3,841,527</b>	<b>\$ 709,952</b>	<b>\$ 395,749</b>	<b>\$ 15,097,817</b>		

ALLEGAN COUNTY FEE INVENTORY (9/1/2016)							
DEPT or SERVICE AREA	PROGRAM or CORE SERVICE	FEE DESCRIPTION	TOTAL FEE AMT	ANNUAL AMOUNT COLLECTED	PORTION OF FEE RETAINED BY COUNTY	Fund . Activity . Line Item	WHO SETS THIS FEE AMOUNT (STATE, FEDERAL, BOARD, ELECTED OFFICIAL, INDIVIDUAL)
ACSO	Administration	Livescan	59.75		\$ 15.00	1010.301.628.11.00	BOC
ACSO	Administration	CPL App - Livescan	15		\$ 15.00	1010.301.628.11.00	State - highest we are allowed to collect by law.
ACSO	Administration	FOIA	Varies			1010.301.628.03.00	State Law / County Admin.
ACSO	Administration	Handgun Purchase Permits Notary	7.5		\$ 7.50	1010.301.609.01.00	ACSO
ACSO	Administration	Notarization Fee	2.5		\$ 2.50	1010.301.609.01.00	ACSO
ACSO	Administration	Fireworks/Explosive Permits	21		\$ 21.00	1010.301.486.00.00	BOC
ACSO	Administration	Livery Inspection	2		\$ 2.00	1010.301.628.02.00	?
ACSO	Administration	Certified Background Letter	30		\$ 30.00	1010.301.629.00.00	BOC
ACSO	Administration	Salvage Vehicle Inspections	100		\$ 100.00	1010.301.628.05.00	State ?
ACSO	Administration	Sex Offender Fee	50		\$ 20.00	1010.301.609.09.00	State Law
ACSO	Administration	Foreclosure Sale	50		\$ 50.00	1010.301.628.01.00	State Law
ACSO	Administration	Foreclosure Adjudgment Postings	8		\$ 8.00	1010.301.628.01.00	State Law
Administration	FOIA	See attached file					
Central Dispatch	None						
Circuit Court	Various	See attached file					
Clerk	Appeals from Circuit Court		\$ 25.00	\$ 200.00	\$ 25.00	101.215.608.09	State Statute
Clerk	Campaign Finance - late filing	\$10/da-\$300 max	\$10/da-\$300 max		All	101.215.613.00	State Statute
Clerk	Campaign Finance - late reporting	\$25/da-\$500 max	\$25/da-\$500 max			101.215.613.01	State Statute
Clerk	Circuit Court - Writ of Garnishment		\$ 15.00	\$ 2,100.00	\$ 10.00	101.215.608.08	State Statute
Clerk	Circuit Court Fax Filing Fee/record copy		\$5 + filing fee	\$ 8,000.00	\$ 5.00	101.215.613.03	LCR
Clerk	Circuit Court Motion fee		\$ 20.00	\$ 10,000.00	\$ 60.00	101.215.608.07	State Statute
Clerk	Dschg or assign of more than 1 doc	\$3.00 ea addnl liber (added to recording fee)	3/liber	In Recording Fee		101-236-614.02.00	State Statute
Clerk	Election - Nomination-forfeiture	School & Library Filings	\$ 100.00	\$ 1,000.00	All	101.215.658.00	State Statute
Clerk	Election canvass reimbursement	Actual billed to units			All	101.215.683.00	State Statute
Clerk	Election-recount fee	Vote Spread less than .5% or 50 votes	25/precinct	\$ 200.00	\$ 25.00	101.215.613.01	State Statute
Clerk	Election-recount fee	Vote Spread more than .5% or 50 votes	\$ 125.00		\$ 125.00	101.215.613.01	State Statute
Clerk	Precinct list of registered voters	\$25/precinct			\$25	101.215.683.05	Commissioners
Clerk	Precinct list of registered voters	Entire County-paper	\$ 400.00		\$ 400.00	101.215.683.05	Commissioners
Clerk	Precinct list of registered voters	Entire County-disc	\$ 115.00		\$ 115.00	101.215.683.05	Commissioners
Clerk	Recording fees - eff: 10/1/16	per document	\$ 30.00	\$ 500,000.00	\$21.00 or \$25.00	101-236-614.02.00	State Statute
Clerk	Registered voter labels	20/precinct+.015/label				101.215.683.05	Commissioners
Clerk	School cost reimbursement-no other issue on ballot	Actual billed to units	varies		All	101.215.683.00	State Statute
District Court	Civil	Civil Jury Demand Fee	\$ 50.00	\$ 300.00	\$ 240.00	1010.136.609.01.00	Statute
District Court	Civil	Forms Fee	\$1/per form	\$ 1,948.00	\$ 1,948.00	1010.136.609.01.00	Local Administrative Order
District Court	Civil	Mailing Fee Small Claims	\$12/case	\$ 1,491.00	\$ 1,491.00	1010.136.609.01.00	Local Administrative Order
District Court	Civil	Garnishment Fee	\$ 15.00	\$ 102,075.00	\$ 102,075.00	1010.136.609.00.00	Statute
District Court	Civil	Writ Fee	\$ 15.00	\$ 6,015.00	\$ 6,015.00	1010.136.609.00.00	Statute
District Court	Civil	Civil Filing Fees	\$30-\$170	\$ 213,175.00	\$ 75,646.00	1010.136.609.00.00	Statute
District Court	Civil	Motion Fee	\$ 20.00	\$ 9,680.00	\$ 9,680.00	1010.136.609.04.00	Statute
District Court	Judicial Proceedings	DVD/Video Fee	\$20/DVD	\$ 300.00	\$ 300.00	1010.136.609.01.00	Local Administrative Order
District Court	Service for Citizens	Marriage Fee	\$ 10.00	\$ 1,250.00	\$ 1,250.00	1010.136.609.01.00	Statute
District Court	Traffic/Criminal	DNA Assessment Fee	\$ 60.00	\$ 120.00	\$ 46.00	1010.136.604.00.00	Statute
District Court	Traffic/Criminal	Crime Victim Fee	\$75 per case	\$ 269,861.89	\$ 28,556.00	1010.136.607.02.00	Statute
District Court	Traffic/Criminal	Driver License Reinstatement	\$ 45.00	\$ 72,650.80	\$ 25,393.71	1010.136.609.02.00	Statute
District Court	Traffic/Criminal	Insurance Fee	\$ 25.00	\$ 15,833.00	\$ 15,833.00	1010.136.682.00.00	Statute
District Court	Traffic/Criminal	20% late fee	various	\$ 76,625.29	\$ 76,625.29	1010.136.604.00.00	Statute
District Court	Traffic/criminal & civil	Copy Fee	\$1/per page	\$ 2,810.50	\$ 2,810.50	1010.136.609.01.00	Local Administrative Order
District Court	Traffic/criminal & civil	Appeal Fee	\$ 25.00	\$ 25.00	\$ 25.00	1010.136.609.01.00	Statute
District Court	Traffic/criminal & civil	Certified Copy Fee	\$ 10.00	\$ 3,300.00	\$ 3,300.00	1010.136.609.01.00	Statute
District Court	Traffic/criminal & civil	Bad Check Fee	\$ 25.00	\$ 650.00	\$ 650.00	1010.136.618.00.00	Costs of recovery
District Court Probation	Probation	Assessment	\$ 100.00	\$ 42,893.50	\$ 42,893.50	1010.152.609.04.00	Costs of Service
Drain	Engineering	review drain plans	\$100.00 per hour	\$ 45,880.00	\$ 45,880.00	1010.275.629.00.00	Elected official
Drain	Engineering	plat filing & inspections	\$100.00 per hour	\$ 200.00	\$ 200.00	1010.275.627.03.00	Elected official
Drain	Engineering	site admin fee	\$ 50.00	\$ 100.00	\$ 100.00	1010.275.627.03.00	Elected official

**ALLEGAN COUNTY FEE INVENTORY**

(9/1/2016)

DEPT or SERVICE AREA	PROGRAM or CORE SERVICE	FEE DESCRIPTION	TOTAL FEE AMT	ANNUAL AMOUNT COLLECTED	PORTION OF FEE RETAINED BY COUNTY	Fund . Activity . Line Item	WHO SETS THIS FEE AMOUNT (STATE, FEDERAL, BOARD, ELECTED OFFICIAL, INDIVIDUAL)
Information Services	GIS	First Custom Map Print - 8.5"x11"	\$2.00				
Information Services	GIS	First Custom Map Print - 11"x17"	\$5.00				
Information Services	GIS	First Custom Map Print - 17"x22"	\$10.00				
Information Services	GIS	First Custom Map Print - 22"x36"	\$15.00				
Information Services	GIS	First Custom Map Print - 36"x44"	\$20.00				
Information Services	GIS	Additional Prints of Same Map - 8.5"x11"	\$1.00				
Information Services	GIS	Additional Prints of Same Map - 11"x17"	\$2.00				
Information Services	GIS	Additional Prints of Same Map - 17"x22"	\$5.00				
Information Services	GIS	Additional Prints of Same Map - 22"x36"	\$7.00				
Information Services	GIS	Additional Prints of Same Map - 36"x44"	\$10.00				
Information Services	GIS	ADD ON: Special Media (Mylar, cardstock, etc.) in 8.5"x11"	\$2.00				
Information Services	GIS	ADD ON: Special Media (Mylar, cardstock, etc.) in 11"x17"	\$4.00				
Information Services	GIS	ADD ON: Special Media (Mylar, cardstock, etc.) in 17"x22"	\$8.00				
Information Services	GIS	ADD ON: Special Media (Mylar, cardstock, etc.) in 22"x36"	\$10.00				
Information Services	GIS	ADD ON: Special Media (Mylar, cardstock, etc.) in 36"x44"	\$12.00				
Information Services	GIS	Digital Map (PDF, TIFF, JPEG, etc.)	\$5.00 per file, any size				
Information Services	GIS	Digital Media (CD/DVD Burning)	\$5.00 per disc				
Information Services	GIS	Shipping & Handling (envelopes/small tubes)	\$5.00				
Information Services	GIS	Shipping & Handling (packages/large tubes)	\$10.00				
Parks	Bysterveld Park Pavilion Rental/Reservation - 1/2 day	Fee for renting/reserving pavilion	\$80	Varies annual - 5 year average: \$1696.00	All	2080.098.669.00.00	Board
Parks	Bysterveld Park Pavilion Rental/Reservation - All day	Fee for renting/reserving pavilion	\$150	Varies annual - 5 year average: \$1696.00	All	2080.097.669.00.00	Board
Parks	Dumont Lake Park Pavilion Rental/Reservation - All Day	Fee for renting/reserving pavilion	\$80.00	Varies annual - 5 year average: \$1,835.00	All	2080.090.669.00.00	Board
Parks	Dumont Lake Park Pavilion Rental/Reservation 1/2 Day	Fee for renting/reserving pavilion	\$50.00	Varies annual - 5 year average: \$1,835.00	All	2080.090.669.00.00	Board
Parks	Dumont Lake Park Watercraft Launch	Fee for using watercraft launch	\$6.00	Varies annual - 5 year average: \$4156	All	2080.090.609.04.00	Board
Parks	Ely Lake Trail Fees	Fee for using equestrian trail	\$5.00	Varies annual - 5 year average: \$267	All	2080.095.609.04.00	Board
Parks	Ely Lake Campsite fees	Fee for overnight camping usage with no horse or have season pass	\$12.00	Varies annual - 5 year average: \$13,156.00	All	2080.095.669.00.00	Board



ALLEGAN COUNTY FEE INVENTORY (9/1/2016)							
DEPT or SERVICE AREA	PROGRAM or CORE SERVICE	FEE DESCRIPTION	TOTAL FEE AMT	ANNUAL AMOUNT COLLECTED	PORTION OF FEE RETAINED BY COUNTY	Fund . Activity . Line Item	WHO SETS THIS FEE AMOUNT (STATE, FEDERAL, BOARD, ELECTED OFFICIAL, INDIVIDUAL)
Parks	Ely Lake Campsite fees	Fee for overnight camping usage with horse and no season pass	\$12.00 pluss \$3.00 per horse	Varies annual - 5 year average: \$13,156.00	All	2080.095.669.00.00	Board
Parks	Gun Lake Park Pavilion Rental/Reservation - 1/2 Day	Fee for renting/reserving pavilion	\$50.00	Varies annual - 5 year average: \$1,602.00	All	2080.091.669.00.00	Board
Parks	Gun Lake Park Pavilion Rental/Reservation - All Day	Fee for renting/reserving pavilion	\$80.00	Varies annual - 5 year average: \$1,602.00	All	2080.091.669.00.00	Board
Parks	Gun Lake Park Watercraft Launch	Fee for using watercraft launch	\$6.00	Varies annual - 5 year average: \$8849	All	2080.091.609.04.00	Board
Parks	Littlejohn Lake Park Pavilion Rental/Reservation - 1/2 day	Fee for renting/reserving pavilion	\$160	Varies annual - 5 year average: \$2290.00	All	2080.092.669.00.00	Board
Parks	Littlejohn Lake Park Pavilion Rental/Reservation - All Day	Fee for renting/reserving pavilion	\$100	Varies annual - 5 year average: \$2290.00	All	2080.092.669.00.00	Board
Parks	New Richmond Park Watercraft Launch	Fee for using watercraft launch	\$6.00		All	2080.098.609.04.00	Board
Parks	Park Season Pass	For boaters and equestrian users	\$25.00	Varies annual - 5 year average: \$13,807.00	All	2080.751.609.04.00	Board
Parks	Pine Point Campsite fees	Fee for overnight camping usage with no horse or have season pass	\$12.00	Varies annual - 5 year average: \$5,453.00	All	2080.096.669.00.00	Board
Parks	Pine Point Campsite fees	Fee for overnight camping usage with horse and no season pass	\$12.00 pluss \$3.00 per horse	Varies annual - 5 year average: \$5,453.00	All	2080.096.669.00.00	Board
Parks	Pine Point Trail Fees	Fee for using equestrian trail	\$5.00	Varies annual - 5 year average: \$85	All	2080.096.609.04.00	Board
Parks	Silver Creek Campsite fees	Fee for overnight camping usage with no horse or have season pass	\$12.00	Varies annual - 5 year average: \$19,556.00	All	2080.093.669.00.00	Board
Parks	Silver Creek Campsite fees	Fee for overnight camping usage with horse and no season pass	\$12.00 pluss \$3.00 per horse	Varies annual - 5 year average: \$19,556.00	All	2080.093.669.00.00	Board
Parks	Silver Creek Trail Fees	Fee for using equestrian trail	\$5.00	Varies annual - 5 year average: \$1401	All	2080.093.609.04.00	Board
Parks	Special Event Permit Application Fee	Special Event Permit Application Fee	\$25.00	Varies annual - 5 year average: \$450	All	2080.751.609.04.00	Board
Parks	West Side Park Pavilion Rental/Reservation - 1/2 day	Fee for renting/reserving pavilion	\$50.00	Varies annual - 5 year average: \$3093	All	2080.094.669.00.00	Board
Parks	West Side Park Pavilion Rental/Reservation - All Day	Fee for renting/reserving pavilion	\$80.00	Varies annual - 5 year average: \$3093	All	2080.094.669.00.00	Board
Probate Court	Probate Court Filings	Demand for Jury Trial	\$30.00	\$0	100%	1010.148.611.00.00	MCL 600.857(3)
Probate Court	Probate Court Filings	Motion, Objection, Peti	\$20.00	\$6,760.59	50%	7010.000.228.42.07;	MCL 600.880b(1)-(2)
Probate Court	Probate Court Filings	Appeal to Circuit Court	\$25.00	\$0	100%	1010.148.611.00.00	MCL 600.880c(1)
Probate Court	Probate Court Filings	Issuance of a Commissi	\$7.00	\$0	47.5%	7010.000.228.06.00;	MCL 600.874(1)(b)
Probate Court	Probate Court Filings	Electronic Filing System	\$25.00	\$ 3,600.00	0%	1010.148.611.00.00	MCL 600.1986(1)(a)
Probate Court	Probate Court Filings	Demand for Notice (No Estate Pending)	\$150.00	\$0	0%	7010.000.228.58.00	MCL 600.880(1)
Probate Court	Probate Court Filings	Petition for Assignment of Estate under \$15,000	\$25.00	\$ 3,542.37	0%	7010.000.228.42.07	MCL 600.880(2)
Probate Court	Probate Court Filings	Value of Estate as Reflected in Inventory	\$5.00 - \$∞	\$ 27,799.69	47.5%	7010.000.228.06.00;	MCL 600.871(1)

**ALLEGAN COUNTY FEE INVENTORY**

(9/1/2016)

DEPT or SERVICE AREA	PROGRAM or CORE SERVICE	FEE DESCRIPTION	TOTAL FEE AMT	ANNUAL AMOUNT COLLECTED	PORTION OF FEE RETAINED BY COUNTY	Fund . Activity . Line Item	WHO SETS THIS FEE AMOUNT (STATE, FEDERAL, BOARD, ELECTED OFFICIAL, INDIVIDUAL)
Probate Court	Probate Court Filings	Civil Summons and Complaint, Petition/Application - Probate, Estate Proceeding, Trust, Guardianship, Conservatorship, Protective Proceeding, Request for Notice (no proceeding pending); Motion and Order for Delayed Registration of Foreign Birth; Petition to Establish Death of Victim of Accident or Disaster; Petition under Uniform Transfers to Minors Act (Act 433 of 1998); Drain Appeal; Advanced Directive Proceeding; Petition for Order to Donate Kidney by Minor	\$150.00	\$24,625.00	0%	7010.000.228.58.00	MCL 600.880(1)
Probate Court	Probate Court Filings	Registration of Trust; Will Filed for Safekeeping	\$25.00	\$16260.84 (shared acct with copies)	100%	1010.148.611.00.00	MCL 600.880c(2)
Probate Court	Probate Court Filings	Performance of Marriage Ceremony	\$10.00	\$0	47.50%	7010.000.228.06.00; 1010.148.611.00.00	MCL 600.874(1)(a)
Probate Court	Probate Court Filings	Secret Marriage License	\$3.00	\$0	66.67%	7010.000.228.06.00; 1010.148.611.00.00	MCL 551.202
Probate Court	Probate Court Filings	Petition to Open Safe Deposit Box	\$10.00	\$0	100%	1010.148.611.00.00	MCL 700.2517(2)(a)
Probate Court	Probate Court Filings	Certified Copy	\$10.00	\$ 2,324.00	100%	1010.148.613.01.00	MCL 600.2546
Probate Court	Probate Court Filings	Copy (not certified)	\$1.00	\$16260.84 (shared acct with registration of trust)	100%	1010.148.611.00.00	MCL 600.2546
Probate Court	Probate Court Filings	Certified Copy of Deposition	\$0.03/page for each copy of deposition furnished	\$0	47.50%	7010.000.228.06.00; 1010.148.611.00.00	MCL 600.874(1)(C)
Probate Court	Probate Court Filings	Taking, Certifying, Sealing, and Forwarding Deposition to Appellate Court	\$5.00 + \$0.10/page	\$0	47.50%	7010.000.228.06.00; 1010.148.611.00.00	MCL 600.874(1)(C)
Public Health	Imms MDHHS Vaccine VFC	DTaP	\$ 15.00	\$ 3,397.00	\$ 3,397.00	2210.621.627.06.00	BOC
Public Health	Imms MDHHS Vaccine VFC	DTaP-Hep B - IPV	\$ 15.00	See Imms Total	\$ -	2210.621.627.06.00	BOC
Public Health	Imms MDHHS Vaccine VFC	DT	\$ 15.00	See Imms Total	\$ -	2210.621.627.06.00	BOC
Public Health	Imms MDHHS Vaccine VFC	DTaP - IPV	\$ 15.00	See Imms Total	\$ -	2210.621.627.06.00	BOC
Public Health	Imms MDHHS Vaccine VFC	DTaP - Hib - IPV	\$ 15.00	See Imms Total	\$ -	2210.621.627.06.00	BOC
Public Health	Imms MDHHS Vaccine VFC	Td (Wound: Yes **)	\$ 15.00	See Imms Total	\$ -	2210.621.627.06.00	BOC
Public Health	Imms MDHHS Vaccine VFC	Tdap	\$ 15.00	See Imms Total	\$ -	2210.621.627.06.00	BOC
Public Health	Imms MDHHS Vaccine VFC	ActHIB	\$ 15.00	See Imms Total	\$ -	2210.621.627.06.00	BOC
Public Health	Imms MDHHS Vaccine VFC	PedvaxHIB	\$ 15.00	See Imms Total	\$ -	2210.621.627.06.00	BOC
Public Health	Imms MDHHS Vaccine VFC	IPV	\$ 15.00	See Imms Total	\$ -	2210.621.627.06.00	BOC
Public Health	Imms MDHHS Vaccine VFC	MMR	\$ 15.00	See Imms Total	\$ -	2210.621.627.06.00	BOC
Public Health	Imms MDHHS Vaccine VFC	Varicella	\$ 15.00	See Imms Total	\$ -	2210.621.627.06.00	BOC
Public Health	Imms MDHHS Vaccine VFC	Hib - Hep B	\$ 15.00	See Imms Total	\$ -	2210.621.627.06.00	BOC
Public Health	Imms MDHHS Vaccine VFC	Hep B Pediatric	\$ 15.00	See Imms Total	\$ -	2210.621.627.06.00	BOC
Public Health	Imms MDHHS Vaccine VFC	HepB Adult *** below	\$ 15.00	See Imms Total	\$ -	2210.621.627.06.00	BOC
Public Health	Imms MDHHS Vaccine VFC	Hepatitis A & B 1 2 3	\$ 15.00	See Imms Total	\$ -	2210.621.627.06.00	BOC
Public Health	Imms MDHHS Vaccine VFC	PPV23 (Pneu)	\$ 15.00	See Imms Total	\$ -	2210.621.627.06.00	BOC
Public Health	Imms MDHHS Vaccine VFC	Prevnar 13	\$ 15.00	See Imms Total	\$ -	2210.621.627.06.00	BOC
Public Health	Imms MDHHS Vaccine VFC	Hep A Adult 1 2	\$ 15.00	See Imms Total	\$ -	2210.621.627.06.00	BOC
Public Health	Imms MDHHS Vaccine VFC	Hep A Pediatric	\$ 15.00	See Imms Total	\$ -	2210.621.627.06.00	BOC
Public Health	Imms MDHHS Vaccine VFC	Menactra (MCV4)	\$ 15.00	See Imms Total	\$ -	2210.621.627.06.00	BOC
Public Health	Imms MDHHS Vaccine VFC	Rotavirus RV5(3 doses)	\$ 15.00	See Imms Total	\$ -	2210.621.627.06.00	BOC
Public Health	Imms MDHHS Vaccine VFC	Rotavirus RV1(2 doses)	\$ 15.00	See Imms Total	\$ -	2210.621.627.06.00	BOC
Public Health	Imms MDHHS Vaccine VFC	MMRV	\$ 15.00	See Imms Total	\$ -	2210.621.627.06.00	BOC
Public Health	Imms MDHHS Vaccine VFC	HPV4 1 2 3	\$ 15.00	See Imms Total	\$ -	2210.621.627.06.00	BOC

**ALLEGAN COUNTY FEE INVENTORY**

(9/1/2016)

DEPT or SERVICE AREA	PROGRAM or CORE SERVICE	FEE DESCRIPTION	TOTAL FEE AMT	ANNUAL AMOUNT COLLECTED	PORTION OF FEE RETAINED BY COUNTY	Fund . Activity . Line Item	WHO SETS THIS FEE AMOUNT (STATE, FEDERAL, BOARD, ELECTED OFFICIAL, INDIVIDUAL)
Public Health	Imms MDHHS Vaccine VFC	TIV 6-35mo 0.25ml P free	\$ 15.00	See Imms Total	\$ -	2210.621.627.06.00	BOC
Public Health	Imms MDHHS Vaccine VFC	TIV 6-35mo. 0.25ml	\$ 15.00	See Imms Total	\$ -	2210.621.627.06.00	BOC
Public Health	Imms MDHHS Vaccine VFC	TIV >3yrs 0.5ml P free SDV	\$ 15.00	See Imms Total	\$ -	2210.621.627.06.00	BOC
Public Health	Imms MDHHS Vaccine VFC	TIV>3yrs 0.5ml P free SYR	\$ 15.00	See Imms Total	\$ -	2210.621.627.06.00	BOC
Public Health	Imms MDHHS Vaccine VFC	TIV 3 yrs. & older 0.5ml	\$ 15.00	See Imms Total	\$ -	2210.621.627.06.00	BOC
Public Health	Imms MDHHS Vaccine VFC	LAIV 2 yrs. & older mist	\$ 15.00	See Imms Total	\$ -	2210.621.627.06.00	BOC
Public Health	Imms Private Vaccine Fee	HPV4 1 2 3	\$ 141.00	See Imms Total	\$ -	2210.621.627.06.00	BOC
Public Health	Imms Private Vaccine Fee	Menomune (MPSV4)	\$ 110.00	See Imms Total	\$ -	2210.621.627.06.00	BOC
Public Health	Imms Private Vaccine Fee	Menactra (MCV4)	\$ 112.00	See Imms Total	\$ -	2210.621.627.06.00	BOC
Public Health	Imms Private Vaccine Fee	Rotavirus Pentavalent RV5	\$ 94.00	See Imms Total	\$ -	2210.621.627.06.00	BOC
Public Health	Imms Private Vaccine Fee	Varicella	\$ 90.00	See Imms Total	\$ -	2210.621.627.06.00	BOC
Public Health	Imms Private Vaccine Fee	Prevnar 13	\$ 125.00	See Imms Total	\$ -	2210.621.627.06.00	BOC
Public Health	Imms Private Vaccine Fee	MMR	\$ 60.00	See Imms Total	\$ -	2210.621.627.06.00	BOC
Public Health	Imms Private Vaccine Fee	Hepatitis A & B 1 2 3	\$ 60.00	See Imms Total	\$ -	2210.621.627.06.00	BOC
Public Health	Imms Private Vaccine Fee	Tdap	\$ 52.00	See Imms Total	\$ -	2210.621.627.06.00	BOC
Public Health	Imms Private Vaccine Fee	Hep B Adult*** 1 2 3	\$ 45.00	See Imms Total	\$ -	2210.621.627.06.00	BOC
Public Health	Imms Private Vaccine Fee	PPV23 (Pneu)	\$ 45.00	See Imms Total	\$ -	2210.621.627.06.00	BOC
Public Health	Imms Private Vaccine Fee	Hep A Adult 1 2	\$ 45.00	See Imms Total	\$ -	2210.621.627.06.00	BOC
Public Health	Imms Private Vaccine Fee	IPV	\$ 45.00	\$ 2,500.00	\$ 2,500.00	2210.621.627.06.00	BOC
Public Health	Imms Private Vaccine Fee	Hep A Pediatric 1 2	\$ 35.00	See Imms Total	\$ -	2210.621.627.06.00	BOC
Public Health	Imms Private Vaccine Fee	Td (Wound: Yes **)	\$ 35.00	See Imms Total	\$ -	2210.621.627.06.00	BOC
Public Health	Imms Private Vaccine Fee	Hep B Peds 1 2 3	\$ 30.00	See Imms Total	\$ -	2210.621.627.06.00	BOC
Public Health	Imms Private Vaccine Fee	TIV 3 yrs & older 0.5ml	\$ 30.00	See Imms Total	\$ -	2210.621.627.06.00	BOC
Public Health	Imms Private Vaccine Fee	LAIV 2 yrs. & older Mist	\$ 40.00	\$ 300.00	\$ 300.00	2210.621.627.06.00	BOC
Public Health	Lead Program Private Fee	Lead testing	\$ 20.00	\$ 20.00	\$ 20.00	2210.617.682.00.00	BOC
Public Health	Lead Program State Fee	Lead testing fee MDCH	\$ 17.00	\$ 17.00	\$ -	2210.617.682.00.00	MDHHS
Public Health	CD Program	TB Skin Test 1 2	\$ 15.00	\$ 1,125.00	\$ 1,125.00	2210.623.627.02.00	BOC
Public Health	STD/HIV	STD Office visit (blood draw)	\$ 40.00	\$ 1,488.00	\$ 1,488.00	2210.622.682.00.00	BOC
Public Health	STD/HIV	Treatment	\$ 5.00	See STD/HIV Total	\$ -	2210.622.682.00.00	BOC
Public Health	STD/HIV	Orasure	\$ 5.00	See STD/HIV Total	\$ -	2210.622.682.00.00	BOC
Public Health	STD/HIV	Court Order testing	\$ 58.00	See STD/HIV Total	\$ -	2210.622.682.00.00	BOC
Public Health	Vision & Hearing Program	V & H Screening Full Day	\$ 95.00	\$ 8,225.00	\$ 8,225.00	2210.606.627.09.00 & 2210.607.627.09.00	BOC
Public Health	Vision & Hearing Program	V & H Screening 1/2 day	\$ 50.00	See Full Day	\$ -	2210.606.627.09.00 & 2210.607.627.09.00	BOC
Public Health	Imms Program	Duplicate Record	\$ 5.00	\$ 150.00	\$ 150.00	2210.621.627.06.00	BOC
Public Health	EH Services Body Art	Initial Inspection 3 year	\$ 300.00	\$ 300.00	\$ 300.00	2210.609.454.00.00	BOC
Public Health	EH Services Body Art	Inspection/License-Temporary/Mobile/Event (operate < 2 wks)	\$ 215.00	\$ -	\$ -	2210.609.454.00.00	BOC
Public Health	EH Services Body Art	Annual Inspection/License Renewal	\$ 175.00	\$ 1,050.00	\$ 1,050.00	2210.609.454.00.00	BOC
Public Health	EH Services Body Art	Inspection: Operating w/o license-Fixed location	\$ 600.00	\$ -	\$ -	2210.609.454.00.00	BOC
Public Health	EH Services Body Art	Inspection: Operating w/o license-Temp/mobile/event	\$ 430.00	\$ -	\$ -	2210.609.454.00.00	BOC
Public Health	EH Services Body Art	Plan Review (Remodel & change of location)	\$ 175.00	\$ -	\$ -	2210.609.454.00.00	BOC
Public Health	EH Services Body Art	Reinspection-Follow up of violations	\$ 105.00	\$ -	\$ -	2210.609.454.00.00	BOC
Public Health	EH Services Body Art	Reinspection-Failure to comply	\$ 175.00	\$ -	\$ -	2210.609.454.00.00	BOC
Public Health	EH Services Body Art	License reinstatement	\$ 350.00	\$ -	\$ -	2210.609.454.00.00	BOC
Public Health	EH Services Body Art	Failure to report employee to HD w/in 60 days	\$ 50.00	\$ -	\$ -	2210.609.454.00.00	BOC
Public Health	EH Services Body Art	Violation of any body art rule or law*	\$ 100.00	\$ -	\$ -	2210.609.454.00.00	BOC

**ALLEGAN COUNTY FEE INVENTORY**

(9/1/2016)

DEPT or SERVICE AREA	PROGRAM or CORE SERVICE	FEE DESCRIPTION	TOTAL FEE AMT	ANNUAL AMOUNT COLLECTED	PORTION OF FEE RETAINED BY COUNTY	Fund . Activity . Line Item	WHO SETS THIS FEE AMOUNT (STATE, FEDERAL, BOARD, ELECTED OFFICIAL, INDIVIDUAL)
Public Health	EH Services Body Art	Selling to OR piercing minor (w/o consent)	\$ 500.00	\$ -	\$ -	2210.609.454.00.00	BOC
Public Health	EH Services Body Art	Failure to comply w/ sterilization procedures	\$ 500.00	\$ -	\$ -	2210.609.454.00.00	BOC
Public Health	EH Services Body Art	Failure to practice universal precautions	\$ 500.00	\$ -	\$ -	2210.609.454.00.00	BOC
Public Health	Food Program - Licensing	0-15 Seats	\$ 380.00	\$ 199,871.00	\$ 199,871.00	2210.610.453.00.00	BOC
Public Health	Food Program - Licensing	16-49	\$ 427.00	See Food Program Total	\$ -	2210.610.453.00.00	BOC
Public Health	Food Program - Licensing	50-100	\$ 473.00	See Food Program Total	\$ -	2210.610.453.00.00	BOC
Public Health	Food Program - Licensing	101-125	\$ 519.00	See Food Program Total	\$ -	2210.610.453.00.00	BOC
Public Health	Food Program - Licensing	125+	\$ 600.00	See Food Program Total	\$ -	2210.610.453.00.00	BOC
Public Health	Food Program - Licensing	Tax Exempt/Non Profit	\$ 196.00	See Food Program Total	\$ -	2210.610.453.00.00	BOC
Public Health	Food Program - Licensing	Profit - Limited License	\$ 254.00	See Food Program Total	\$ -	2210.610.453.00.00	BOC
Public Health	Food Program - Licensing	SCHOOLS - Main Preparation Kitchen	\$ 485.00	See Food Program Total	\$ -	2210.610.453.00.00	BOC
Public Health	Food Program - Licensing	SCHOOLS - Satellite Kitchen	\$ 254.00	See Food Program Total	\$ -	2210.610.453.00.00	BOC
Public Health	Food Program - Licensing	Vending Company Fee - one per company	\$ 23.00	See Food Program Total	\$ -	2210.610.453.00.00	BOC
Public Health	Food Program - Licensing	Vending Machine Location - for each location	\$ 57.00	See Food Program Total	\$ -	2210.610.453.00.00	BOC
Public Health	Food Program - Licensing	Per Machine - at each Location	\$ 8.00	See Food Program Total	\$ -	2210.610.453.00.00	BOC
Public Health	Food Program - Licensing	Application received 10 business days prior to the event	\$ 106.00	See Food Program Total	\$ -	2210.610.453.00.00	BOC
Public Health	Food Program - Licensing	LATE FEE \$50.00 if received < 10 business days prior to the event	\$ 156.00	See Food Program Total	\$ -	2210.610.453.00.00	BOC
Public Health	Food Program - Licensing	Non Profit Organization > 10 business days prior to the event	\$ 80.00	See Food Program Total	\$ -	2210.610.453.00.00	BOC
Public Health	Food Program - Licensing	LATE FEE \$50.00 if received < 10 business days prior to the event	\$ 130.00	See Food Program Total	\$ -	2210.610.453.00.00	BOC
Public Health	Food Program - Licensing	STFU License Fee	\$ 109.00	See Food Program Total	\$ -	2210.610.453.00.00	BOC
Public Health	Food Program - Licensing	STFU Non-Profit	\$ 109.00	See Food Program Total	\$ -	2210.610.453.00.00	BOC
Public Health	Food Program - Licensing	STFU Inspection Fee .	\$ 90.00	See Food Program Total	\$ -	2210.610.453.00.00	BOC
Public Health	Food Program - Licensing	Follow-up evaluation fee assessed on 2 and more follow ups AND on Increased Frequency Inspections	\$ 110.00	See Food Program Total	\$ -	2210.610.453.00.00	BOC
Public Health	Food Program - Licensing	Administrative Review	\$ 220.00	See Food Program Total	\$ -	2210.610.453.00.00	BOC
Public Health	Food Program - Licensing	Office Conference	\$ 220.00	See Food Program Total	\$ -	2210.610.453.00.00	BOC
Public Health	Food Program - Licensing	Informal Hearing	\$ 440.00	See Food Program Total	\$ -	2210.610.453.00.00	BOC
Public Health	Food Program - Licensing	Formal Hearing	\$ 880.00	See Food Program Total	\$ -	2210.610.453.00.00	BOC
Public Health	Food Program - Licensing	Site Review	\$ 231.00	See Food Program Total	\$ -	2210.610.453.00.00	BOC
Public Health	Food Program - Licensing	Plan Review STFU	\$ 346.00	See Food Program Total	\$ -	2210.610.453.00.00	BOC
Public Health	Food Program - Licensing	Plan Review Remodel	\$ 346.00	See Food Program Total	\$ -	2210.610.453.00.00	BOC
Public Health	Food Program - Licensing	Plan Review New	\$ 693.00	See Food Program Total	\$ -	2210.610.453.00.00	BOC
Public Health	Food Program - Licensing	Food Course	\$ 125.00	\$ 8,825.00	\$ 8,825.00	2210.610.682.00.00	BOC

ALLEGAN COUNTY FEE INVENTORY (9/1/2016)							
DEPT or SERVICE AREA	PROGRAM or CORE SERVICE	FEE DESCRIPTION	TOTAL FEE AMT	ANNUAL AMOUNT COLLECTED	PORTION OF FEE RETAINED BY COUNTY	Fund . Activity . Line Item	WHO SETS THIS FEE AMOUNT (STATE, FEDERAL, BOARD, ELECTED OFFICIAL, INDIVIDUAL)
Public Health	Food Program - Licensing	Food Course Exam Only	\$ 50.00	See Food Course Total	\$ -	2210.610.682.00.00	BOC
Public Health	EH Services	Campgrounds	\$75.00 + 25/site	\$ 3,710.00	\$ 3,710.00	2210.609.452.00.00	BOC
Public Health	EH Services	Filing Fee for Appeal of Denied Sewage Disposal System Permit	\$ 60.00	\$ -	\$ -	2210.604.682.00.00	BOC
Public Health	EH Septic	Alternative Sewage System Permit	\$ 275.00	See Sewage Permit Total	\$ -	2210.611.480.00.00	BOC
Public Health	EH Septic	Sewage Disposal Permit Residential (1&2 family)	\$ 125.00	\$ 96,965.00	\$ 96,965.00	2210.611.480.00.00	BOC
Public Health	EH Septic	Sewage Disposal Permit Residential (3 or more families)	\$ 225.00	See Sewage Permit Total	\$ -	2210.611.480.00.00	BOC
Public Health	EH Septic	Repair Septic Permit Residential (1 & 2 Family)	\$ 250.00	See Sewage Permit Total	\$ -	2210.611.480.00.00	BOC
Public Health	EH Septic	Repair Septic Permit Residential (3 or more families)	\$ 350.00	See Sewage Permit Total	\$ -	2210.611.480.00.00	BOC
Public Health	EH Septic	Commercial(<2,000 gallon capacity)	\$ 125.00	See Sewage Permit Total	\$ -	2210.611.480.00.00	BOC
Public Health	EH Septic	Commercial(2,000-4,999 gallon capacity)	\$ 225.00	See Sewage Permit Total	\$ -	2210.611.480.00.00	BOC
Public Health	EH Septic	Commercial(5,000-10,000 gallon capacity)	\$ 325.00	See Sewage Permit Total	\$ -	2210.611.480.00.00	BOC
Public Health	EH Septic	Commercial(Community Sewage System)	\$ 425.00	See Sewage Permit Total	\$ -	2210.611.480.00.00	BOC
Public Health	EH Field	Evaluation Well & Septic (includes water sample)	\$ 229.00	\$ 79,406.00	\$ 79,406.00	2210.611.627.04.00 & 2210.612.627.04.00	BOC
Public Health	EH Field	Evaluation Well Only (includes water sample)	\$ 184.00	See EvalWell & Septic Total	\$ -	2210.612.627.04.00	BOC
Public Health	EH Field	Evaluation Septic Only	\$ 155.00	See EvalWell & Septic Total	\$ -	2210.611.627.04.00	BOC
Public Health	EH Services	DHS Inspection (Full and Partial includes water sample)	\$ 229.00	\$ 14,199.00	\$ 14,199.00	2210.609.627.11.00	BOC
Public Health	EH Services	DHS Inspection (Full and Partial without water sample)	\$ 200.00	\$ 2,000.00	\$ 2,000.00	2210.609.627.11.00	BOC
Public Health	EH Field	Raw Land Evaluation	\$ 225.00	\$ 675.00	\$ 675.00	2210.611.627.08.00	BOC
Public Health	EH Field	Soil Boring (per building site)	\$ 125.00	\$ 45,940.00	\$ 45,940.00	2210.611.627.08.00	BOC
Public Health	EH Field	Preliminary Plat Review	\$450.00 + 10.00/site	\$ 1,180.00	\$ 1,180.00	2210.611.627.08.00	BOC
Public Health	EH Water	Type II Well Permit	\$ 225.00	\$ 975.00	\$ 975.00	2210.612.454.00.00	BOC
Public Health	EH Water	Residential Well Permit (does not include water sample)	\$ 150.00	\$ 99,111.00	\$ 99,111.00	2210.612.454.00.00	BOC
Public Health	All Programs	Administrative Fee for Refund	\$ 10.00	\$ 720.00	\$ 720.00	All Programs	BOC
Public Health	EH Services	House Numbering Fee (Multiple units, Lots, etc.)	\$5.00/unit	\$ 40.00	\$ 40.00	2210.609.454.00.00	BOC
Public Health	EH Services	Swimming Pool Inspection Fee	\$100.00/pool	\$ 8,400.00	\$ 8,400.00	2210.609.454.00.00	BOC
Public Health	EH Soil Erosion	Less than 1 acre	\$ 25.00	\$ 105,062.00	\$ 105,062.00	2210.609.487.00.00	BOC
Public Health	EH Soil Erosion	1 to 5 acres	\$ 50.00	See Soil Erosion Total	\$ -	2210.609.487.00.00	BOC
Public Health	EH Soil Erosion	6 acres or more	\$ 75.00	See Soil Erosion Total	\$ -	2210.609.487.00.00	BOC
Public Health	EH Soil Erosion	New Home	\$ 80.00	See Soil Erosion Total	\$ -	2210.609.487.00.00	BOC
Public Health	EH Soil Erosion	Building addition, improvement, pole	\$ 40.00	See Soil Erosion Total	\$ -	2210.609.487.00.00	BOC
Public Health	EH Soil Erosion	Site Development 1 acre	\$ 100.00	See Soil Erosion Total	\$ -	2210.609.487.00.00	BOC

**ALLEGAN COUNTY FEE INVENTORY**

(9/1/2016)

DEPT or SERVICE AREA	PROGRAM or CORE SERVICE	FEE DESCRIPTION	TOTAL FEE AMT	ANNUAL AMOUNT COLLECTED	PORTION OF FEE RETAINED BY COUNTY	Fund . Activity . Line Item	WHO SETS THIS FEE AMOUNT (STATE, FEDERAL, BOARD, ELECTED OFFICIAL, INDIVIDUAL)
Public Health	EH Soil Erosion	Addition acre	\$ 25.00	See Soil Erosion Total	\$ -	2210.609.487.00.00	BOC
Public Health	EH Soil Erosion	Utilities: Up to 1 mile	\$ 100.00	See Soil Erosion Total	\$ -	2210.609.487.00.00	BOC
Public Health	EH Soil Erosion	Each additional mile	\$ 35.00	See Soil Erosion Total	\$ -	2210.609.487.00.00	BOC
Public Health	EH Soil Erosion	Gravel/Sand Mining 1-5	\$ 200.00	See Soil Erosion Total	\$ -	2210.609.487.00.00	BOC
Public Health	EH Soil Erosion	Gravel/Sand Mining 6-15	\$ 400.00	See Soil Erosion Total	\$ -	2210.609.487.00.00	BOC
Public Health	EH Soil Erosion	Gravel/Sand Mining 16+	\$ 600.00	See Soil Erosion Total	\$ -	2210.609.487.00.00	BOC
Public Health	EH Soil Erosion	Residential	\$ 25.00	See Soil Erosion Total	\$ -	2210.609.487.00.00	BOC
Public Health	EH Soil Erosion	Non-Residential	\$ 50.00	See Soil Erosion Total	\$ -	2210.609.487.00.00	BOC
Public Health	EH Soil Erosion	Single Family Home	\$ 35.00	See Soil Erosion Total	\$ -	2210.609.487.00.00	BOC
Public Health	EH Soil Erosion	2 + Homes	\$ 75.00	See Soil Erosion Total	\$ -	2210.609.487.00.00	BOC
Public Health	Recycling Medical Waste	Medical Waste	\$ 30.00	\$ 120.00	\$ 120.00	2210.532.694.00.00	BOC
Register of Deeds	Bounced Check Fee	\$15.00/check					Commissioners
Register of Deeds	Bulk purchase/real estate records	.20/image		In Copy Fee	All	101.236.614.03 or .04	Commissioners
Register of Deeds	Certification of copy	1.00/document added to copy fee		In Copy Fee	All	101-236-614.04.00	State Statute
Register of Deeds	Enhanced access to record index	\$200/month		\$ 8,000.00	All	101-236-614.09	Commissioners
Register of Deeds	Fax Fee	\$5.00/doc. Faxed		In Copy Fee	All		Commissioners
Register of Deeds	Maps	Aerial + lines map	\$ 15.00	In Copy Fee	All	101.236.614.03 or .04	Commissioners
Register of Deeds	Maps	Aerial only	\$ 10.00	In Copy Fee	All	101.236.614.03 or .05	Commissioners
Register of Deeds	Maps	Line only	\$ 5.00	In Copy Fee	All	101.236.614.03 or .06	Commissioners
Register of Deeds	MI Remonumentation Fee	recording	4.00/doc	\$ 95,000.00	1.50%	101-236-614.05	State Statute
Register of Deeds	Passport Application	25		\$ 8,000.00	All	101.215.603.04	Federal Statute
Register of Deeds	Plat recording fee	Per Plat	\$ 30.00	In Rec. Fee	30.00%	101-236-614.02.00	State Statute
Register of Deeds	Plat/Plan copy - per document	2.00/page		In Copy Fee	All	101-236-614.04.00	State Statute
Register of Deeds	Real Estate Specific Doc. Search	\$5.00/name		In Copy Fee	All	101-236-614.03 or .04	State Statute
Register of Deeds	Record copy per document	1.00/page	varies by sale	\$ 3,545,000.00	none	101.236.614.04.00	State Statute
Register of Deeds	Register's automation Fee	\$5.00/doc from recording	5/doc	\$ 120,000.00	0.00%	256.236.614.02	State Statute
Register of Deeds	Search-State or Federal Lien Cert.	\$5.00/name	\$ 1.00	In Copy Fee	All	101-236-614.03 or .04	State Statute
Register of Deeds	Transfer Tax - County portion	\$1.10/1,000 value	varies by sale	\$ 545,000.00	All	101-236-614.01.00	State Statute
Register of Deeds	Transfer Tax - State portion	\$7.50/1,000 value	varies by sale	\$ 3,545,000.00	none	101-236-228.44.00	State Statute
Transportation	Deliver affordable/accessible services to Allegan County residents - Agency Trip	Hourly Rate	\$34	\$ 468,564.00	100%	2300.676.634.*	Approved by BOC, not required by MDOT
Transportation	Deliver affordable/accessible services to Allegan County residents - General Fare	Per Trip	\$1, \$2, \$10, or \$18	\$ 80,069.00	100%	2300.676.609.*	Approved by BOC, not required by MDOT
Treasurer		trailer tax	\$2.50	\$26,000.00	\$5,300.00	1010.253.424.00.00	Act 243 of 1959
Treasurer		dog licenses				1010.253.478.00.00	Allegan County Board
Treasurer		tax certifications	\$5.00	\$20,000.00	\$20,000.00	1010.253.612.01.00	Act 39 of 2015
Treasurer		tax histories	.25-\$1,500	\$5,200.00	\$5,200.00	1010.253.612.02.00	Act 39 of 2015
Treasurer		record copying		\$100.00	\$100.00	1010.253.614.03.00	Allegan County Board
	Criminal Search Fees	5.00/name		\$ 300.00	All	101.215.619.00	Commissioners
	Election - Nomination-refunded to 1st & 2nd place candidates	Partisan Office	\$ 100.00		\$ 100.00	701.000.228.16	State Statute

## FOIA

<b>Position:</b>	<b>Hourly Wage:</b>	<b>Hourly Wage w/ fringe:</b>
Admin Assistant (Admin)	\$ 11.99	\$ 12.92
Central Dispatch Admin Assist.	\$ 14.23	\$ 16.33
Central Dispatch Training Coordinator	\$ 25.94	\$ 29.78
Deputy Drain Commissioner I	\$ 18.85	\$ 28.41
Deputy Co Clerk (Vital Records)	\$ 16.78	\$ 19.55
Clerk/IRPT Election Coord.	\$ 13.48	\$ 14.53
Sheriff Cadet	\$ 8.50	\$ 9.16
Sheriff Records Specialist	\$ 17.65	\$ 22.97
Corrections Sgt.	\$ 26.87	\$ 40.63
Legal Secretary I (PA Office)	\$ 16.77	\$ 22.57
Assistant Prosecuting Attorney	\$ 25.98	\$ 29.82
IRPT Deputy County Treasurer	\$ 12.83	\$ 13.83
Deputy Treasurer – Tax Reversion Clerk	\$ 20.15	\$ 32.12

<b>Paper/Copy Description:</b>	<b>Cost:</b>
Letter, single and double-sided	\$ 0.10
Legal, single and double-sided	\$ 0.10
Other paper sizes, single and double-sided	\$ 0.10
Disc:	\$ 0.15
Tape:	\$ 1.20
Drive (1GB):	\$ 6.00

CIVIL FEES					
Fee or Assessment	Authority (MCL)	Required or Discretionary	Amount Requirements	Waivable <sup>1</sup>	Distribution
Civil Filing Fee	<a href="#">600.2529(1)(a)</a>	Required <sup>2</sup>	\$150	Yes <sup>3</sup>	\$31 Funding Unit \$119 Civil Filing Fee Fund
Electronic Filing System Fee for Civil Actions <sup>4</sup>	<a href="#">600.1986(1)(a)</a>	Required <sup>3</sup>	\$25	Yes <sup>3</sup>	Judicial Electronic Filing Fund
Petition for Adoption	<a href="#">600.2529(1)(a)</a>	Required	\$150	Yes <sup>3</sup>	\$31 Funding Unit \$119 Civil Filing Fee Fund
Petition for Rescission of Adoption	<a href="#">600.2529(1)(a)</a> <a href="#">710.66</a>	Required	\$150	Yes <sup>3</sup>	\$31 Funding Unit \$119 Civil Filing Fee Fund
Petition for Name Change	<a href="#">600.2529(1)(a)</a>	Required	\$150	Yes <sup>3</sup>	\$31 Funding Unit \$119 Civil Filing Fee Fund
Petition for Emancipation	<a href="#">600.2529(1)(a)</a>	Required	\$150	Yes <sup>3</sup>	\$31 Funding Unit \$119 Civil Filing Fee Fund
Ancillary Conservatorship or Ancillary Guardianship (filing fee)	<a href="#">600.1027(1)</a>	Required <sup>6</sup>	\$150	Yes <sup>3</sup>	\$31 Funding Unit \$119 Civil Filing Fee Fund
Appeals to Circuit Court (civil or criminal cases)	<a href="#">600.2529(1)(b)</a>	Required <sup>7</sup>	\$150	Yes <sup>3</sup>	\$31 Funding Unit \$119 Civil Filing Fee Fund
Appeals from Circuit Court	<a href="#">600.2529(1)(g)</a>	Required	\$25	Yes <sup>3</sup>	Funding Unit
Jury Demand Fee	<a href="#">600.2529(1)(c)</a>	Required	\$85	Yes <sup>3</sup>	\$60 Funding Unit \$25 Juror Comp. Reimb. Fund
Motion Fee (See Chart)	<a href="#">600.2529(1)(e)</a>	Required <sup>8</sup>	\$20	Yes <sup>3</sup>	\$10 Funding Unit \$10 State Court Fund
Writ of Garnishment, Attachment, Execution, or Judgment Debtor Discovery Subpoena	<a href="#">600.2529(1)(h)</a>	Required	\$15	Yes <sup>3</sup>	Funding Unit

<sup>1</sup> Waivable for civil fees means waived or suspended pursuant to statute or court rule. For criminal and juvenile cases, waivable means dischargeable or payment alternatives may be used in lieu of payment.

<sup>2</sup> MCR 3.214(D) states that there is no fee for registering (only) a foreign custody determination under [MCL 722.1304](#). The fee applies to all other new UCCJEA actions. [MCL 552.2313\(1\)](#) prohibits charging a UIFSA petitioner filing fees or other costs. No filing fees are required for the commencement of a paternity action pursuant to [MCL 722.727](#). No filing fees are required for filing a child protective action or a delinquency action under section 2 of chapter XIIA of the probate code of 1939, 1939 PA 288, [MCL 712A.2](#), or under the young adult voluntary foster care act, [2011 PA 225](#), MCL 400.641 to 400.671. [MCL 600.2529\(8\)](#)

<sup>3</sup> Fees can be waived or suspended pursuant to [MCL 600.2529\(5\)](#) or MCR 2.002. If the court waives payment of a fee for commencing a civil action because the court determines that the party is indigent or unable to pay the fee, the court shall also waive payment of the electronic filing system fee. [MCL 600.1986\(3\)](#)

<sup>4</sup> "Civil action" means an action that is not a criminal case, a civil infraction action, a proceeding commenced in the probate court under section 3982 of the estates and protected individuals code, 1988 PA 386, MCL 700.3982, or a proceeding involving a juvenile under chapter XIIA of the probate code of 1939, 1939 PA 288, MCL 712A.1 to 712A.32. MCL 600.1985(c). It also excludes the following case types: AH,AR, AE, AV,AX, CC (if filed by city or county attorney),DP (mother receiving state aid or prosecutor filing), DS (mother receiving state aid), ID,NB,PW,PH,PJ,PP,UD,UE,UF,UI,UM,UN,UT,UW,VF,VP. The electronic filing system fee does not apply to appeals. See also [SCAO Administrative Memorandum 2016-02](#).

<sup>5</sup> A party that is a governmental entity is not required to pay an electronic filing system fee. [MCL 600.1986\(4\)](#)

<sup>6</sup> Attorney General, Department of Treasury, Department of Human Services, State Public Administrator, or Administrator of Veterans Affairs of the United States Veterans Administration or agencies of county government are all exempt. [MCL 600.1027\(2\)](#)

<sup>7</sup> Not required for appeals from the Michigan Employment Security Board of Review. [MCL 421.31](#)

<sup>8</sup> In conjunction with an action brought under [MCL 600.2950](#) or [600.2950a](#), a motion fee shall not be collected for a motion to dismiss the petition, a motion to modify, rescind, or terminate a personal protection order, or a motion to show cause for a violation of a personal protection order. A motion fee shall not be collected for a motion to dismiss a proceeding to enforce a foreign protection order or a motion to show cause for a violation of a foreign protection order under [MCL 600.2950h](#) to [600.2950m](#). A motion fee shall not be collected for a request for a hearing to contest income withholding under section 7 of the Support and Parenting Time Enforcement Act. [MCL 600.2529\(e\)](#)



FRIEND OF THE COURT RELATED FEES					
Fee or Assessment	Authority (MCL)	Required or Discretionary	Amount Requirements	Waivable	Distribution
Custody and Parenting Time Fee in an action in which custody or parenting time of minor children is to be determined	<a href="#">600.2529(1)(d)(i)</a>	Required	\$80 <sup>9</sup>	Yes <sup>10</sup>	Friend of the Court Fund
Support Fee in an action in which support of minor children is to be determined	<a href="#">600.2529(1)(d)(ii)</a>	Required <sup>11</sup>	\$40 <sup>9</sup>	Yes <sup>10</sup>	Friend of the Court Fund
Order of Filiation Fee	<a href="#">722.717(4)</a> <a href="#">333.2891(9)(a)</a>	Required	\$59	No	\$9 Funding Unit \$50 Department of Community Health
Friend of the Court Service Fee <sup>12</sup> (non-IV-D services)	<a href="#">600.2538(1)</a>	Required	\$3.50 per month <sup>13</sup>	No	\$2.25 Funding Unit \$1.00 State Court Fund \$0.25 Attorney General's Operations Fund
Bench Warrant Costs - Support	<a href="#">552.631(3)</a>	Required, except for good cause shown on record	Costs of hearing, issuance of warrant, arrest, and any later hearings	Yes	50% Friend of the Court Fund 50% County Treasurer for Law Enforcement Agency
Bench Warrant Costs – Parenting time violations	<a href="#">552.644(5)</a>	Required, except for good cause shown on record	Costs of hearing, issuance of warrant, arrest, and any later hearings	No <sup>14</sup>	50% Friend of the Court Fund 50% County Treasurer for Law Enforcement Agency
Fines – Contempt in support proceedings	<a href="#">552.633(2)(g)</a>	Discretionary	\$100 maximum	Yes	Friend of the Court Fund

<sup>9</sup> To be paid at the time of filing.

<sup>10</sup> Can be waived or suspended pursuant to [MCL 600.2529\(6\)](#) and MCR 2.002. If the person filing an action under subsection (1)(d) is a public officer acting in his or her official capacity, if the order is submitted with the initial filing as a consent order, or other good cause is shown, the court shall order the fee under subsection (1)(d) waived or suspended.

<sup>11</sup> This fee does not apply if Custody and Parenting Time Fee for custody or parenting time is paid.

<sup>12</sup> FOC service fees are collected and distributed by the state MISDU.

<sup>13</sup> Payable monthly, quarterly, or semiannually as required by the friend of the court.

<sup>14</sup> Costs ordered under subsection (5) is a judgment at the time the order is entered. [MCL 552.644\(7\)](#)

**FRIEND OF THE COURT RELATED FEES**

<b>Fee or Assessment</b>	<b>Authority (MCL)</b>	<b>Required or Discretionary</b>	<b>Amount Requirements</b>	<b>Waivable</b>	<b>Distribution</b>
Fines – Contempt for parenting time violations	<a href="#">552.644(2)(d)</a>	Discretionary	\$100 maximum	No <sup>15</sup>	Friend of the Court Fund
Sanction – Parenting time disputes (against party acting in bad faith)	<a href="#">552.644(6)</a>	Required	\$250 max for 1 <sup>st</sup> time \$500 max for 2 <sup>nd</sup> time \$1000 max for subsequent times	No <sup>16</sup>	Friend of the Court Fund
Driver License Clearance Fee (FOC suspensions)	<a href="#">257.321c(3)(b)</a>	Required	\$45	No	\$15 Secretary of State \$30 Friend of the Court Fund

<sup>15</sup> A fine ordered under subsection (2) is a judgment at the time the order is entered. [MCL 552.644\(7\)](#)

<sup>16</sup> A sanction ordered under subsection (6) is a judgment at the time the order is entered. [MCL 552.644\(7\)](#)

**CRIMINAL ASSESSMENTS**

<b>Assessment</b>	<b>Authority (MCL)</b>	<b>Required or Discretionary</b>	<b>Amount Requirements</b>	<b>Waivable<sup>1</sup></b>	<b>Distribution</b>
Fines	Underlying statute of the offense <a href="#">769.1k(1)(b)(i)</a> OR As otherwise authorized under: <a href="#">750.503</a> <a href="#">750.504</a> <a href="#">771.3(2)(b)</a>	Either – as reflected in authorizing statute	As reflected in authorizing statute; When not fixed by underlying statute of the offense: \$500 maximum for misdemeanor \$5000 maximum for felony	No if required, otherwise yes	County Treasurer for Libraries
Court Costs	<a href="#">445.377(1)</a> <a href="#">750.159j(2)</a> <a href="#">769.1k(1)(b)(ii)</a> <a href="#">769.1k(1)(b)(iii)</a>	Discretionary	As reflected in authorizing statute; Costs under MCL 769.1k(1)(b)(iii) must be reasonably related to actual costs incurred without separately calculating those costs involved in a particular case. Actual costs include, but are not limited to, salaries and benefits for relevant court personnel, goods and services necessary for the operation of the court, and necessary expenses for the operation and maintenance of court buildings and facilities.	Yes	Funding Unit
Costs of Prosecution	Underlying statute of the offense <a href="#">771.3(2)(c)</a>	Either – as reflected in authorizing statute	Costs are limited to expenses specifically incurred in prosecuting the defendant <sup>17</sup>	No if required, otherwise yes	Presumably the unit of government that incurred the costs
Attorney Fees	MCR 6.005(C) <a href="#">769.1k(1)(b)(iv)</a>	Discretionary		Yes	Funding Unit
Appeals to Circuit Court (civil or criminal cases)	<a href="#">600.2529(1)(b)</a>	Required <sup>18</sup>	\$150	Yes <sup>3</sup>	\$31 Funding Unit \$119 Civil Filing Fee Fund

<sup>17</sup> “When authorized, the costs of prosecution imposed ‘must bear some reasonable relation to the expenses actually incurred in the prosecution.’” *People v Dilworth*, 291 Mich App 399, 401 (2011) (citation omitted). “Furthermore, those costs may *not* include ‘expenditures in connection with the maintenance and functioning of governmental agencies that must be borne by the public irrespective of specific violations of the law.’” *Id.* at 401 (citation omitted). The trial court record must “set[] forth [the] basis for [the] computation [of costs]. . . [and must] disclose an adequate basis therefor.” *People v Wein*, 382 Mich 588, 592 (1969).

<sup>18</sup> Not required for appeals from the Michigan Employment Security Board of Review. [MCL 421.31](#)<sup>19</sup> A probationer not in willful default of payment may petition the court for remission of any unpaid portion of minimum state cost, pursuant to [MCL 799.3\(6\)\(b\)](#).

CRIMINAL ASSESSMENTS					
Assessment	Authority (MCL)	Required or Discretionary	Amount Requirements	Waivable <sup>1</sup>	Distribution
Minimum State Cost	<a href="#">769.1j(1)</a> <a href="#">769.1k(1)(a)</a> <a href="#">771.3(1)(g)</a>	Required if two other assessments are ordered	Minimum amounts assessed per count, based upon conviction: \$50 – misdemeanor \$68 – felony	No <sup>19</sup>	Justice System Fund
Crime Victim's Rights Assessment	<a href="#">771.3(1)(f)</a> <a href="#">780.905</a>	Required for felony or misdemeanor convictions	One assessment per case, based upon conviction: \$75 – misdemeanor \$130 – felony	No	90% Crime Victim's Rights Fund 10% Funding Unit
Restitution	<a href="#">750.543x</a> <a href="#">769.1a(2)</a> <a href="#">769.3</a> <a href="#">769.34(6)</a> <a href="#">771.3(1)(e)</a> <a href="#">780.766(2)</a> <a href="#">780.826(2)</a>	Required	Required to order <u>each</u> defendant to make full restitution. Since <u>each</u> defendant is required to pay full restitution but should not pay more than the full amount of restitution, the defendants are jointly and severally liable for the entire restitution amount.	No	Victim or Crime Victim's Rights Fund if victim cannot be located or refuses to claim restitution <sup>20</sup>
Reimbursement	<a href="#">750.543x</a> <a href="#">769.1f</a> <a href="#">769.1g</a> <a href="#">769.1k(1)(b)(vi)</a>	Either – as reflected in authorizing statute	Reimbursement limited to expenses identified in MCL 769.1f and 769.1g	No	Unit(s) of government named in the order
Driver License Clearance Fee	<a href="#">257.321a(5)(b)</a>	Required	\$45	No	\$15 Secretary of State \$15 Juror Compensation Reimbursement Fund \$15 Funding Unit
DNA Assessment	<a href="#">28.176(5)</a>	Required	\$60	Yes <sup>21</sup>	10% Funding Unit 25% Law enforcement agency that collected the DNA sample 65% to state treasurer for deposit in the justice system fund

**CRIMINAL ASSESSMENTS**

<sup>19</sup> A probationer not in willful default of payment may petition the court for remission of any unpaid portion of minimum state cost, pursuant to [MCL 771.3\(6\)\(b\)](#).

<sup>20</sup> Restitution disbursements to victims should be made at least once a month. If a person entitled to receive restitution that the court has collected cannot be located, refuses to claim it from the court within two years of being eligible to do so, or refuses to accept the restitution, the court must remit the unclaimed amount to the Crime Victim's Rights Fund on its monthly transmittal to the state.

<sup>21</sup> Court may suspend all or part of the assessment if it determines that the individual is unable to pay the assessment. [MCL 28.176\(7\)](#)

Assessment	Authority (MCL)	Required or Discretionary	Amount Requirements	Waivable <sup>1</sup>	Distribution
20% Late Penalty	<a href="#">600.4803(1)</a>	Required	20% of amount owed, excluding restitution; assessed 56 days after due date	Yes	Funding Unit
Costs to Compel Appearance	<a href="#">769.1k(2)</a>	Discretionary		Yes	Funding Unit

**JUVENILE ASSESSMENTS**

<b>Assessment</b>	<b>Authority (MCL)</b>	<b>Required or Discretionary</b>	<b>Amount Requirements</b>	<b>Waivable<sup>1</sup></b>	<b>Assessed to</b>	<b>Distribution</b>
Fines	<a href="#">712A.18(1)(j)</a> Underlying ordinance or law of the offense	Discretionary	As reflected in authorizing ordinance or law	Yes	Juvenile	Statute Violation – County treasurer for libraries  Ordinance Violation - 1/3 to political sub. whose ordinance was violated; 2/3 to funding unit
Minimum State Cost	<a href="#">712A.18(1)(b)</a> <a href="#">712A.18(18)</a> <a href="#">712A.18m(1)</a>	Required if two other assessments are ordered	Minimum amounts assessed per count, based upon adjudication: \$50 – misdemeanor \$68 – felony	No <sup>22</sup>	Juvenile	Justice System Fund
Crime Victim’s Rights Assessment	<a href="#">712A.18(12)</a> <a href="#">780.905(3)</a>	Required if offense adjudicated is a felony or misdemeanor	One assessment per dispositional order, based upon adjudication: \$25 for felony or misdemeanor	No	Juvenile	90% Crime Victim’s Rights Fund 10% Funding Unit
Restitution	<a href="#">712A.18(7)</a> <a href="#">712A.30(2)</a> <a href="#">712A.30(15)</a> <a href="#">780.766(15)</a> <a href="#">780.794(2)</a> <a href="#">780.794(15)</a>	Required	Required to order <u>each</u> juvenile to make full restitution. Since <u>each</u> juvenile is required to pay full restitution but should not pay more than the full amount of restitution, the juveniles are jointly and severally liable for the entire restitution amount.	No – Juvenile Yes – Parent(s)	Juvenile Parent(s) having supervisory responsibility for the juvenile at the time of the acts upon which an order of restitution is based	Victim or Crime Victim’s Rights Fund if victim cannot be located or refuses to claim restitution <sup>23</sup>

<sup>22</sup> A juvenile not in willful default of payment may petition the court for remission of any unpaid portion of Minimum State Cost, pursuant to [MCL 712A.18\(19\)](#).

<sup>23</sup> Restitution disbursements to victims should be made at least once a month. If a person entitled to receive restitution that the court has collected cannot be located, refuses to claim it from the court within two years of being eligible to do so, or refuses to accept the restitution, the court must remit the unclaimed amount to the Crime Victim’s Rights Fund on its monthly transmittal to the state.

**JUVENILE ASSESSMENTS**

<b>Assessment</b>	<b>Authority (MCL)</b>	<b>Required or Discretionary</b>	<b>Amount Requirements</b>	<b>Waivable<sup>1</sup></b>	<b>Assessed to</b>	<b>Distribution</b>
Reimbursement for cost of care and services	<a href="#">712A.18(2)</a> <a href="#">712A.18(3)</a> <a href="#">769.1(7)</a>	Required for cost of care Discretionary for cost of service pursuant to MCL 712A.18(3)		Yes	Juvenile Parent(s) Guardian Custodian	Funding Unit: 25% to offset administrative cost of collections <sup>24</sup> 75% Child Care Fund divided in same ratio to county, state, and federal government that participate in cost of care
Attorney Fees	<a href="#">712A.18(5)</a> <a href="#">769.1(8)</a>	Discretionary		Yes	Juvenile Parent(s) Guardian Custodian	Funding Unit
20% Late Penalty	<a href="#">600.4803</a>	Required	20% of amount owed, excluding restitution and cost of care; assessed 56 days after due date	Yes	Juvenile Parent(s) Guardian Custodian	Funding Unit
DNA Assessment	<a href="#">28.176(5)</a>	Required	\$60	Yes <sup>25</sup>	Juvenile	10% Funding Unit 25% Law enforcement agency that collected the DNA sample 65% to state treasurer for deposit in the justice system fund

<sup>24</sup> Child support collected for a child in foster care is not reimbursement pursuant to [MCL 712A.18](#). See SCAO Administrative Memorandum 2008-01.

<sup>25</sup> Court may suspend all or part of the assessment if it determines that the individual is unable to pay the assessment. [MCL 28.176\(7\)](#)

**GENERAL FEES AND ASSESSMENTS**

<b>Assessment</b>	<b>Authority (MCL)</b>	<b>Required or Discretionary</b>	<b>Amount Requirements</b>	<b>Waivable<sup>1</sup></b>	<b>Distribution</b>
Interpretation Costs	MCR 1.111(F)(5)	Discretionary	Party must be financially able to pay pursuant to MCR 1.111(A)(3)	Yes	Funding Unit
NSF Check Costs	MCR 8.106(E)	Discretionary		Yes	Funding Unit

**NOTE:** Courts can only assess what is authorized by statute or court rule. Unless otherwise provided by statute, there is no authority for a court to impose any costs on a criminal defendant if he or she is not convicted of a crime or if an order of disposition is not entered (for example, consent calendar and diversion cases).



## ALLEGAN COUNTY ONSITE PROGRAM FEE SCHEDULE

AMINISTRATIVE FEE (for refund of services requested but not performed)		\$10.00
CAMPGROUND (annual licensing inspection fee)	DOES <b>NOT</b> INCLUDE MICHIGAN DEPARTMENT OF ENVIRONMENTAL QUALITY FEES	\$225.00
TEMPORARY CAMPGROUND (licensing and inspection fee)		\$225.00
POOL INSPECTION FEE		\$225.00
PRELIMINARY PLAT REVIEW		\$700.00 + per site fee of \$20.00
RAW LAND EVALUATION/SOIL EVALUATION (per site)		\$225.00
FILING FEE FOR APPEAL OF DENIED SEWAGE DISPOSAL SYSTEM PERMIT		\$300.00
HOUSE NUMBERING FEE <u>PER UNIT</u> – applicable only for multiples (lots, units, etc.)		\$5.00
MINING: GRAVEL/SAND PITS (annual inspection fee – good for 1 year)		\$550.00

<b>MDHHS INSPECTION</b>	On Site Wastewater and Water Supply (with samples)	\$229.00
	General Sanitation and Onsite Wastewater (municipal water supply)	\$200.00

<b>RESIDENTIAL EVALUATION/HOOK TO EXISTING</b> (on-site sewage and/or water well system)	Water & Sewage (includes water sample fees)	\$275.00
	Well only (includes water sample fees)	\$225.00
	Septic only	\$225.00

<b>COMMERCIAL EVALUATION/HOOK TO EXISTING</b> (on-site sewage and/or water well system)	Water & Sewage (includes water sample fees)	\$350.00
	Well only (includes water sample fees)	\$300.00
	Septic only	\$300.00

<b>RESIDENTIAL ON-SITE SEWAGE DISPOSAL SYSTEM CONSTRUCTION PERMIT NEW &amp; REPLACEMENT</b> (includes soil evaluation)	Single/Two Family	\$325.00
	Three/Four Family	\$350.00
	Alternative/Advanced Treatment	\$530.00
	Additional Site Visit Fee	\$95.00

<b>COMMERCIAL ON-SITE SEWAGE DISPOSAL SYSTEM CONSTRUCTION PERMIT NEW &amp; REPLACEMENT</b> (includes soil evaluation)	Less than 1,999 gallons/day capacity	\$400.00
	2,000 – 4,999 gallons/day capacity	\$550.00
	5,000 – 9,999 gallons/day capacity	\$700.00
	10,000 – 19,999 gallons/day (Community System)	\$850.00
	Alternative/Advanced Treatment	\$1,000.00

<b>WATER WELL CONSTRUCTION PERMITS NEW &amp; REPLACEMENT</b> (does <b>not</b> include water samples)	Residential & Type III	\$275.00
	Type II (Non-Community Water Supply)	\$500.00
	Resampling Fee (includes bacteria water sample fee only)	\$125.00
	Additional Site Visit Fee	\$95.00

<b>SOIL EROSION &amp; SEDIMENTATION CONTROL PERMIT FEES</b>  (includes all inspections for 1 year from date permit issued)	Commercial 1Year	\$1,285.00
	Commercial 6 Month Renewal	\$550.00
	Commercial Utility Maintenance	\$350.00
	Residential 1 Year	\$900.00
	Residential 6 Month Renewal	\$400.00
	Residential Outbuilding 6 Month	\$420.00
	Residential Waiver	\$75.00

***NOTICE: Fees for each permit will be doubled if construction starts before a permit is obtained.***

Allegan County Health Department  
 3255 122<sup>nd</sup> Avenue, Suite 200  
 Allegan MI 49010  
 Phone: (269) 673-5415

**2020 FOOD FEE SCHEDULE**

<b>FIXED FOOD SERVICE ESTABLISHMENTS + State Fee</b>	<b>County Fee</b>	<b>State Fee</b>	<b>Total</b>
Fixed Food, Profit	\$430.00	\$30.00	\$460.00
Fixed Food, Tax Exempt/Non-Profit	\$325.00	\$30.00	\$355.00

<b>MOBILE UNITS + State Fee</b>	<b>County Fee</b>	<b>State Fee</b>	<b>Total</b>
Unit that returns to a fixed location commissary every 24 hours.	\$135.00	\$30.00	\$165.00

Note: Individuals who hold a Veteran's License, under authority of Act 309 PA 1921. Check with this department regarding fees.

<b>FOOD LICENSE LATE FEES (DUE April 30 of each year)</b>	<b>County Fee</b>	<b>Total</b>
May 1-15	\$75.00	\$75.00
After May 15	\$165.00	\$165.00

<b>SPECIAL TRANSITORY FOOD UNIT (STFU) STATE MANDATED FEES</b>	<b>County Fee</b>	<b>State Fee</b>	<b>Total</b>
License Fee	\$111.00	\$44.00	\$155.00
Non-Profit License Fee	\$111.00	\$5.00	\$116.00
Inspection Fee (Submitted with Notice of Intent at least 4 days prior to start operation)			\$90.00

<b>TEMPORARY LICENSES + State Fee</b>	<b>County Fee</b>	<b>State Fee</b>	<b>Total</b>
License and field evaluation	\$125.00	\$9.00	\$134.00
Less than 10 day notice: <b>Late Fee Additional \$85.00</b>	\$210.00	\$9.00	\$219.00
Less than 48 hour notice: <b>Late Fee Additional \$120.00</b>	\$245.00	\$9.00	\$254.00
License and field evaluation, Non-Profit	\$105.00	\$5.00	\$110.00
Less than 10 day notice: <b>Late Fee, Non-Profit Additional \$70.00</b>	\$175.00	\$5.00	\$180.00
Less than 48 hour notice: <b>Late fee, Non-Profit Additional \$100.00</b>	\$205.00	\$5.00	\$210.00

<b>ENFORCEMENT FEES</b>	<b>TOTAL</b>
Increased Frequency Evaluations and second and all subsequent follow up re-evaluation	\$170.00
Administrative Review	\$330.00
Office Conference	\$385.00
Informal Hearing	\$625.00
Formal Hearing	\$920.00

<b>EXISTING ESTABLISHMENT SITE REVIEW</b>	<b>Total</b>
Site review of an existing establishment for a change of use, change of owner and or change of operation. (Includes existing establishment walk through, equipment and standard operation procedures review – can be applied to the plan review fee) Non-Profit establishments are exempt.	\$270.00

<b>PLAN REVIEW FEES – All fees will be doubled for starting construction without prior written approval.</b>	<b>Total</b>
Special Transitory Food Unit (STFU) Plan Review OR Existing Unit Evaluation	\$240.00
Remodel – Existing Establishment	\$400.00
Construction - New Food Service Establishment	\$400.00

2020 Fee schedule approved by the Allegan County Commissioners on January 23, 2020.  
 State Fees based on State memo corrected on 1/23/2020

EFFECTIVE DATE FEBRUARY 1, 2020