

Allegan County Broadband Action Workgroup



County Services Building
3283 – 122nd Avenue
Allegan, MI 49010
269-673-0203 Main Office
269-686-5331 Main Fax
<http://www.allegancounty.org>

Austin Marsman, Chairperson
Tim Kotas, Vice-Chairperson

Jim Storey,
County Commissioner
Representative
616.848.9767
jstorev@allegancounty.org

OPEN
Medical Representative

Mandy Cooper,
Economic Development
Representative
616.772.5226
[amanda.cooper@lakeshoreadvan
tage.com](mailto:amanda.cooper@lakeshoreadvan tage.com)

Pamela Armstrong,
City/Township Representative
269.673.4625
parmstrong@alleganlibrary.org

Tim Kotas,
City/Township Representative
630.842.0933
timkotas@timkotas.com

Ted Siler,
Holland DPW Representative
616.355.1572
tsiler@hollandbpw.com

William Brown,
AAESA Representative
william.brown@alleganaesa.org

Austin Marsman,
Local Public Schools
Representative
269.568.3931
austinmarsman@gmail.com

Gerald Williams,
City/Township Representative
269.793.0035
[jawilliams@williamstooling.c
om](mailto:jawilliams@williamstooling.com)

Penny Bursma,
Industry/Large Employer
Representative
269.686.1840
penny.bursma@perrigo.com

Scott Beltman,
Agriculture Representative
616.292.1414
scottbeltman2@gmail.com

BROADBAND ACTION WORKGROUP – AGENDA

Thursday, October 19, 2023 – 4PM

County Services Building, Board Room
3283 122nd Avenue, Allegan, MI 49010

Virtual Meeting Options – Connectivity Instructions **Attached**

4PM **CALL TO ORDER:**
ROLL CALL
PLEDGE OF ALLEGIANCE
PUBLIC PARTICIPATION:
PRESENTATIONS: AT&T Wireless

COMMUNICATIONS:
APPROVAL OF MINUTES: October 5, 2023
REPORTS/UPDATES:
County Administrator
Broadband Project Manager

- **ROBIN** update
- Mailing – printer is working on the mailing

DISCUSSION ITEMS:

1. None

ACTION ITEMS:

1. None

PUBLIC PARTICIPATION:

ADJOURNMENT:

Next Meeting scheduled for Thursday, November 2 @ 4PM – AT&T will be presenting

Broadband Action Workgroup Goals:

- Step 1 – Upon verification of eligibility through the ARPA funds or identification/allocation of alternative funds, hire a directly employed or contracted project lead (and possibly team) to lead the project and deliver results for Board approved Specific, Measurable, Actionable, Realistic, Time-based (S.M.A.R.T.) goals.
- Step 2 – Consider partners, technical professionals, and other stakeholders to serve as an advisory resource to the project team.
- Step 3 – Gather necessary and relevant data to form S.M.A.R.T. goals.
- Step 4 – Consider plans, proposals, legislative initiatives and other resources to establish and implement plans for increased accessibility.



Allegan County

Broadband Action Workgroup



Allegan County
3283 122nd Ave
Allegan, MI 49010

STEP 1: Connect to the Meeting

- **OPTION 1: Zoom over Telephone**

- Call (929) 205-6099 -or- (312) 626-6799 -or- (253) 215-8782
- Type in Meeting ID: 854 0746 8607, then #, then # again
- Type in Meeting Password: 2023, then #
- To raise your hand to speak, press *9
- To Mute and Unmute, press *6

<STOP here>

You do not have to continue reading the rest of the instructions.

- **OPTION 2: Youtube**

- Open Internet Explorer or Chrome
- Navigate to <https://www.youtube.com/channel/UCQliZQstN2Pa57QAItAWdKA>
- Click on image of “Live” video

<STOP here>

You do not have to continue reading the rest of the instructions.

- **OPTION 3: Zoom over Web browser**

- Open Internet Explorer or Chrome
- Navigate to <https://zoom.us/j/85407468607>

- Meeting Password: 2023

<Continue with the rest of the instructions>

STEP 2: Enter registration information

The screenshot shows a web browser window with the URL `zoom.us/webinar/register/WN_YneHxuk_SjqfnMwchbtUEg`. The page title is "Webinar Registration".

Registration details:

- Topic: BOC Meeting - 4/9/2020
- Time: Apr 9, 2020 01:00 PM in Eastern Time (US and Canada)

Registration form fields (marked as required with an asterisk):

- First Name *
- Last Name *
- Email Address *
- Confirm Email Address *

Below the form is a reCAPTCHA challenge:

- Checkbox: I'm not a robot
- reCAPTCHA logo and "Privacy - Terms" link
- Challenge: "Select all images with" (a grid of 12 images showing various street scenes)
- Buttons: "Join Webinar in Progress" and "VERIFY"

Footer navigation links:

- About: Zoom Blog, Customers, Our Team, Why Zoom, Features, Careers, Integrations, Partners, Investors
- Download: Meetings Client, Zoom Rooms Client, Browser Extension, Outlook Plug-in, Lync Plug-in, iPhone/iPad App, Android App
- Sales: 1.888.799.9666, Contact Sales, Plans & Pricing, Request a Demo, Webinars and Events
- Support: Test Zoom, Account, Support Center, Live Training, Feedback, Contact Us, Accessibility

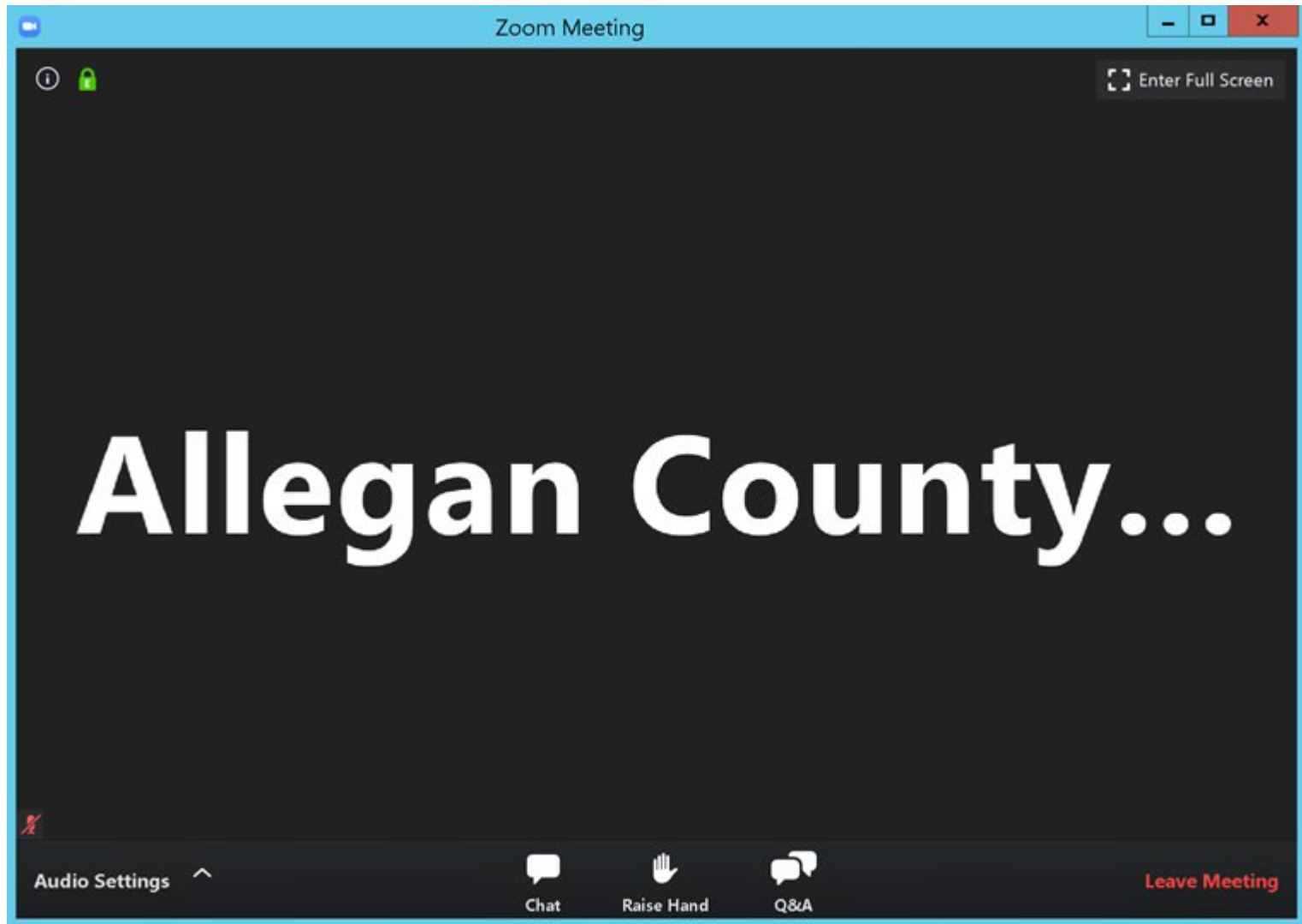
1. Enter name and email

2. Click this box

4. Click when done.

3. Answer challenge question

STEP 3: This Window will appear when connected.



STEP 4: Adjust audio settings (if needed)

The image shows a Zoom meeting interface with the 'Settings' window open to the 'Audio' tab. A vertical black bar on the left side of the meeting window has a blue arrow labeled '1' pointing to it. A blue arrow labeled '2' points from the 'Audio' tab in the settings window to the meeting content area. The meeting content area displays the name 'Economic Development - Greg King, Director' and 'ADMINISTRATIVE REPORTS:'. Below this, it says 'CONSENT ITEMS:' followed by a list item: '1. Motion to approve of claims paid and to incorporate into proceedings of the Board (3/20/20 & 3/27/20)'. The 'Settings' window shows the 'Audio' section with 'Remote Audio' selected in the 'Speaker' dropdown and 'Test Mic' in the 'Microphone' dropdown. Volume sliders for both are visible, along with a checked 'Automatically adjust volume' option. Other options include 'Use separate audio device to play ringtone simultaneously', 'Automatically join audio by computer when joining a meeting', 'Mute my microphone when joining a meeting', 'Press and hold SPACE key to temporarily unmute yourself', and 'Sync buttons on headset'. An 'Advanced' button is at the bottom right of the settings window. At the bottom of the meeting window, there are icons for 'Chat', 'Raise Hand', and 'Q&A'.

Settings

General

Video

Audio

Share Screen

Virtual Background

Recording

Statistics

Feedback

Keyboard Shortcuts

Accessibility

Speaker: Test Speaker Remote Audio

Output Level: _____

Volume: _____

Microphone: Test Mic _____

Input Level: _____

Volume: _____

Automatically adjust volume

Use separate audio device to play ringtone simultaneously

Automatically join audio by computer when joining a meeting

Mute my microphone when joining a meeting

Press and hold SPACE key to temporarily unmute yourself

Sync buttons on headset

Advanced

269-673-4514
mthiele@allegancounty.org

Economic Development — Greg King, Director
ADMINISTRATIVE REPORTS:

CONSENT ITEMS:

1. Motion to approve of claims paid and to incorporate into proceedings of the Board (3/20/20 & 3/27/20)

DISTRICT 4
Mark DeYoung
616-318-9612
mdeyoung@allegancounty.org

Audio Settings


Chat Raise Hand Q&A

STEP 5: Raise hand to be recognized to speak.

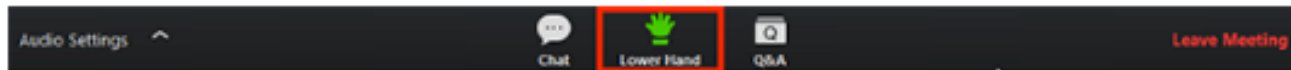
- Once “Raise Hand” is clicked, the Board Chairperson will receive notice and may UNMUTE your microphone when ready and verbally recognize you to speak.

On bottom of screen.

1. Click **Raise Hand** in the Webinar Controls.



2. The host will be notified that you've raised your hand.
3. Click **Lower Hand** to lower it if needed.



STEP 6: To leave the meeting

The screenshot shows a Zoom meeting window. At the top, a green banner reads "You are viewing Allegan County Administration's screen" with a "View Options" dropdown. In the top right corner, there are window control buttons and an "Enter Full Screen" button. The main content is a document viewer displaying a Microsoft Word document titled "BOC20200409_agenda [Compatibility Mode] - Word" by "Steve Sedore". The document is the agenda for the Allegan County Board of Commissioners meeting, including contact information for the board and a list of agenda items. At the bottom of the Zoom window, there is a control bar with "Audio Settings", "Chat", "Raise Hand", "Q&A", and a red "Leave Meeting" button. A large blue arrow points to the "Leave Meeting" button.

Allegan County Board of Commissioners

County Services Building
3283 – 122nd Avenue
Allegan, MI 49010
269-673-0203 Main Office
269-686-5331 Main Fax
<http://www.allegancounty.org>

Jim Storey, Chairperson
Gale Dugan, Vice Chairperson

BOARD OF COMMISSIONERS MEETING – AGENDA

DISTRICT 1
Dean Kasperge
616-218-2599
dkasperge@allegancounty.org

DISTRICT 2
Jim Storey
616-848-9767
jstorey@allegancounty.org

DISTRICT 3
Max R. Thiele
269-673-4514
mthiele@allegancounty.org

DISTRICT 4
Marti DeYoung

Virtual Meeting – Connectivity Instructions **Attached**

1PM

CALL TO ORDER:
ROLL CALL:
OPENING PRAYER:
PLEDGE OF ALLEGIANCE:
COMMUNICATIONS: Attached
APPROVAL OF MINUTES: Attached

PUBLIC PARTICIPATION:
ADDITIONAL AGENDA ITEMS:
APPROVAL OF AGENDA:
PRESENTATIONS:
PROCLAMATIONS:
INFORMATIONAL SESSION: Attached
ADMINISTRATIVE REPORTS:

CONSENT ITEMS:

PAGE 1 OF 2 251 WORDS 100%

Audio Settings ^

Chat Raise Hand Q&A

Leave Meeting