

Allegan County Board of Commissioners



County Services Building
3283 – 122nd Avenue
Allegan, MI 49010
269-673-0203 Main Office
269-686-5331 Main Fax
<http://www.allegancounty.org>

Jim Storey, Chairperson
Dean Kapenga, Vice Chairperson

BOARD PLANNING SESSION-AGENDA

Thursday, October 26, 2023, @ 9:00 AM

County Services Building, Board Room

Virtual Meeting Options Attached

DISTRICT 1

Jim Storey
616-848-9767
jstorey@
allegancounty.org

9:00 AM

CALL TO ORDER:

ROLL CALL:

OPENING PRAYER: Commissioner Dean Kapenga

PLEDGE OF ALLEGIANCE:

PUBLIC PARTICIPATION:

ADDITIONAL AGENDA ITEMS:

APPROVAL OF AGENDA:

DISTRICT 2

Mark DeYoung
616-318-9612
mdeyoung@
allegancounty.org

DISTRICT 3

Dean Kapenga
616-218-2599
dkapenga@
allegancounty.org

DISCUSSION ITEMS:

1. 2023/27 Board Strategic Plan Updates
 - a. State of Public Transit–Whitney Ehresman, Transportation Director
2. Board of Commissioners Rules of Organization Review
3. Board of Commissioners–approve 2024 Meeting Dates (Board & Planning Sessions)
4. Administrative Update
 - a. 3rd Quarter Capital Report–Valdis Kalnins, Project Manager

DISTRICT 4

Scott Beltman
616-292-1414
sbeltman@
allegancounty.org

OTHER ITEMS:

PUBLIC PARTICIPATION:

FUTURE AGENDA TOPICS:

1. Public Health Quarterly Report–Angelique Joynes, Health Officer
2. Board of Commissioners Rules of Organization Review Continues
3. Administrative Update

DISTRICT 5

Gale Dugan
269-694-5276
gdugan@
allegancounty.org

ADJOURNMENT: Next Meeting–Thursday, November 9, 2023, 9:00 AM @

COUNTY SERVICES BUILDING, BOARD ROOM.

Please note that Regular and Special Meetings of the Board of Commissioners held in the Board Room are streamed live and recorded in accordance with the County's Live Stream & Publishing Recordings of Meetings Policy, which can be viewed on the County's website.

Mission Statement

“The Allegan County Board of Commissioners shall plan, develop, and evaluate the necessary policies and resources to ensure our county continues to progress and prosper”

Your attendance constitutes your consent to audio/visual streaming and/or recording and to permit the County to broadcast your name/voice/image/content to a broader audience.



Allegan County Board of Commissioners

STEP 1: Connect to the Meeting

- OPTION 1: Zoom over Telephone

- Call (929) 205-6099 -or- (312) 626-6799 -or- (253) 215-8782
- Type in Meeting ID: 891 6032 7098, then #, then # again
- Type in Meeting Password: 102623, then #

- To raise your hand to speak, press *9
- To Mute and Unmute, press *6

<STOP here>

You do not have to continue reading the rest of the instructions.

- OPTION 2: Youtube

- Open Internet Explorer or Chrome
- Navigate to <https://www.youtube.com/channel/UCQIiZQstN2Pa57QAItAWdKA>
- Click on image of “Live” video

<STOP here>

You do not have to continue reading the rest of the instructions.

- OPTION 3: Zoom over Web browser

- Open Internet Explorer or Chrome
- Navigate to <https://zoom.us/j/89160327098>
- Meeting Password: 102623

<Continue with the rest of the instructions>

STEP 2: Enter registration information

Webinar Registration - Zoom

zoom.us/webinar/register/WN_YneHxuk_SjqfnMwchbtUEg

Webinar Registration

Topic: BOC Meeting - 4/9/2020

Time: Apr 9, 2020 01:00 PM in Eastern Time (US and Canada)


* Required information


First Name *

Last Name *

Email Address *

Confirm Email Address *

I'm not a robot  reCAPTCHA Privacy - Terms

Select all images with 

VERIFY

US Dollars

Lang:

Er:

Curre:

Support

- Test Zoom
- Account
- Support Center
- Live Training
- Feedback
- Contact Us
- Accessibility

Sales

- 1.888.799.9666
- Contact Sales
- Plans & Pricing
- Request a Demo
- Webinars and Events

Download

- Meetings Client
- Zoom Rooms Client
- Browser Extension
- Outlook Plug-in
- Lync Plug-in
- iPhone/iPad App
- Android App

About

- Zoom Blog
- Customers
- Our Team
- Why Zoom
- Features
- Careers
- Integrations
- Partners
- Investors

1. Enter name and email

2. Click this box

4. Click when done.

3. Answer challenge question

STEP 3: This Window will appear when connected.



STEP 4: Adjust audio settings (if needed)

The screenshot shows a meeting interface with a 'Settings' window open. The 'Audio' section is selected in the left sidebar. A context menu is open, showing options for speaker and microphone settings. Blue arrows labeled '1' and '2' indicate the steps to adjust audio settings.

Settings

- General
- Video
- Audio**
- Share Screen
- Virtual Background
- Recording
- Statistics
- Feedback
- Keyboard Shortcuts
- Accessibility

Speaker

- Test Speaker
- Remote Audio

Output Level: _____

Volume:

Microphone

- Test Mic
- _____

Input Level: _____

Volume:

Automatically adjust volume

Use separate audio device to play ringtone simultaneously

Automatically join audio by computer when joining a meeting

Mute my microphone when joining a meeting

Press and hold SPACE key to temporarily unmute yourself

Sync buttons on headset

Advanced

Context Menu:

- Select a Speaker
- Remote Audio
- Same as System
- Test Speaker & Microphone...
- Leave Computer Audio
- Audio Settings...

Meeting Content:

269-673-4514
mthiele@allegancounty.org

Economic Development — Greg King, Director
ADMINISTRATIVE REPORTS:

DISTRICT 4
Mark DeYoung
616-318-9612
mdeyoung@allegancounty.org

CONSENT ITEMS:

1. Motion to approve of claims paid and to incorporate into proceedings of the Board (3/20/20 & 3/27/20)

Audio Settings


Chat Raise Hand Q&A

STEP 5: Raise hand to be recognized to speak.

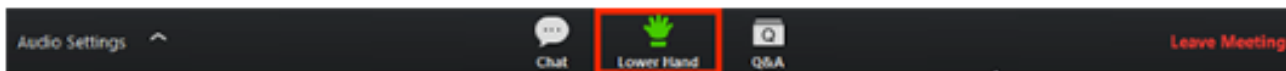
- Once “Raise Hand” is clicked, the Board Chairperson will receive notice and may UNMUTE your microphone when ready and verbally recognize you to speak.

On bottom of screen.

1. Click **Raise Hand** in the Webinar Controls.



2. The host will be notified that you've raised your hand.
3. Click **Lower Hand** to lower it if needed.



STEP 6: To leave the meeting

The screenshot shows a Zoom meeting interface. At the top, a green banner reads "You are viewing Allegan County Administration's screen" with a "View Options" dropdown. In the top right corner, there is a "Enter Full Screen" button. The main content is a document viewer displaying a Microsoft Word document titled "BOC20200409_agenda [Compatibility Mode] - Word". The document header includes the "Allegan County Board of Commissioners" logo and contact information for County Services Building, including address, phone, fax, and website. Below the header, the document is titled "BOARD OF COMMISSIONERS MEETING – AGENDA" and lists items for District 1, 2, 3, and 4, along with a central agenda list including "CALL TO ORDER", "ROLL CALL", "OPENING PRAYER", "PLEDGE OF ALLEGIANCE", "COMMUNICATIONS", "APPROVAL OF MINUTES", "PUBLIC PARTICIPATION", "ADDITIONAL AGENDA ITEMS", "PRESENTATIONS", "PROCLAMATIONS", "INFORMATIONAL SESSION", and "ADMINISTRATIVE REPORTS". At the bottom of the document viewer, it shows "PAGE 1 OF 2" and "251 WORDS".

At the bottom of the Zoom window, there is a control bar with the following elements from left to right: "Audio Settings" with an upward arrow, "Chat" with a speech bubble icon, "Raise Hand" with a hand icon, "Q&A" with a speech bubble icon, and a red "Leave Meeting" button. A large blue arrow points to the "Leave Meeting" button.