

# Allegan County Board of Commissioners



County Services Building  
3283 – 122<sup>nd</sup> Avenue  
Allegan, MI 49010  
269-673-0203 Main Office  
269-686-5331 Main Fax  
<http://www.allegancounty.org>

*Jim Storey, Chairperson  
Dean Kapenga, Vice Chairperson*

---

## **BOARD OF COMMISSIONERS MEETING – AGENDA**

Thursday, October 26, 2023 – 1 PM

County Services Building – Board Room

Virtual Connectivity Options Attached

### **DISTRICT 1**

Jim Storey  
616-848-9767  
jstorey@  
allegancounty.org

1 PM

### **CALL TO ORDER:**

### **ROLL CALL:**

**OPENING PRAYER:** Commissioner Dean Kapenga

### **PLEDGE OF ALLEGIANCE:**

### **PUBLIC HEARING:**

**COMMUNICATIONS:** Attached

**APPROVAL OF MINUTES:** October 12, 2023

### **PUBLIC PARTICIPATION:**

### **ADDITIONAL AGENDA ITEMS:**

### **APPROVAL OF AGENDA:**

### **PRESENTATIONS:**

1. Jason Latham, Executive Director—Macatawa Area Coordinating Council
2. Matt Woolford, Equalization Director—2023 Tax Levies

### **PROCLAMATIONS:**

**INFORMATIONAL SESSION:** None

### **ADMINISTRATIVE REPORTS:**

### **DISTRICT 2**

Mark DeYoung  
616-318-9612  
mdeyoung@  
allegancounty.org

### **DISTRICT 3**

Dean Kapenga  
616-218-2599  
dkapenga@  
allegancounty.org

### **DISTRICT 4**

Scott Beltman  
616-292-1414  
sbeltman@  
allegancounty.org

### **CONSENT ITEMS:**

1. Motion to approve of claims paid and to incorporate into proceedings of the Board (10/20/23 & 10/27/23)
2. Administration—Assistant Prosecuting Attorney Position (231-879)

### **DISTRICT 5**

Gale Dugan  
269-694-5276  
gdugan@  
allegancounty.org

### **ACTION ITEMS:**

1. County of Allegan—2023 Tax Levies

### **DISCUSSION ITEMS:**

1. Election Law and Funding Update—Bob Genetski, County Clerk

---

### **NOTICE OF APPOINTMENTS & ELECTIONS:** Attached

#### **Mission Statement**

“The Allegan County Board of Commissioners shall plan, develop, and evaluate the necessary policies and resources to ensure our county continues to progress and prosper”

**ELECTIONS:** Attached

**APPOINTMENTS:** Attached

**PUBLIC PARTICIPATION:**

**FUTURE AGENDA ITEMS:**

1. OPENING PRAYER: Commissioner Jim Storey
2. INFORMATIONAL SESSION: Julie Pioch, District Director—Michigan State Extension Office
3. CONSENT: Motion to approve of claims paid and to incorporate into proceedings of the Board (11/3/23 & 11/10/23)
4. DISCUSSION: Medical Care Community—Right to Referendum
5. DISCUSSION: Courthouse/County Services Building—award Construction & Renovation Bid

**REQUEST FOR MILEAGE:**

**BOARDS AND COMMISSIONS REPORTS:**

**ROUND TABLE:**

**CLOSED SESSION:**

**ADJOURNMENT:** Next Meeting – November 9, 2023, 1 PM @ **BOARD ROOM – COUNTY SERVICES BUILDING, COUNTY SERVICES COMPLEX.**

*Please note that Regular and Special Meetings of the Board of Commissioners held in the Board Room are streamed live and recorded in accordance with the County's Live Stream & Publishing Recordings of Meetings Policy, which can be viewed on the County's website.*

*Your attendance constitutes your consent to audio/visual streaming and/or recording and to permit the County to broadcast your name/voice/image/content to a broader audience.*



# Allegan County Board of Commissioners

# STEP 1: Connect to the Meeting

- OPTION 1: Zoom over Telephone

- Call (929) 205-6099 -or- (312) 626-6799 -or- (253) 215-8782
- Type in Meeting ID: 891 6032 7098, then #, then # again
- Type in Meeting Password: 102623, then #

- To raise your hand to speak, press \*9
- To Mute and Unmute, press \*6

<STOP here>

You do not have to continue reading the rest of the instructions.

- OPTION 2: Youtube

- Open Internet Explorer or Chrome
- Navigate to <https://www.youtube.com/channel/UCQIiZQstN2Pa57QAItAWdKA>
- Click on image of “Live” video

<STOP here>

You do not have to continue reading the rest of the instructions.

- OPTION 3: Zoom over Web browser

- Open Internet Explorer or Chrome
- Navigate to <https://zoom.us/j/89160327098>
- Meeting Password: 102623

<Continue with the rest of the instructions>

# STEP 2: Enter registration information

Webinar Registration - Zoom

zoom.us/webinar/register/WN\_YneHxuk\_SjqfnMwchbtUEg

## Webinar Registration

Topic: BOC Meeting - 4/9/2020

Time: Apr 9, 2020 01:00 PM in Eastern Time (US and Canada)


\* Required information


First Name \*

Last Name \*

Email Address \*

Confirm Email Address \*

I'm not a robot  reCAPTCHA Privacy - Terms

Select all images with 

VERIFY

US Dollars

Lang:

Er:

Curre:

Support

- Test Zoom
- Account
- Support Center
- Live Training
- Feedback
- Contact Us
- Accessibility

Sales

- 1.888.799.9666
- Contact Sales
- Plans & Pricing
- Request a Demo
- Webinars and Events

Download

- Meetings Client
- Zoom Rooms Client
- Browser Extension
- Outlook Plug-in
- Lync Plug-in
- iPhone/iPad App
- Android App

About

- Zoom Blog
- Customers
- Our Team
- Why Zoom
- Features
- Careers
- Integrations
- Partners
- Investors

1. Enter name and email

2. Click this box

3. Answer challenge question

4. Click when done.

STEP 3: This Window will appear when connected.



# STEP 4: Adjust audio settings (if needed)

The image shows a Zoom meeting interface with the 'Settings' window open to the 'Audio' tab. A vertical black bar on the left side of the screen has a blue arrow labeled '1' pointing to it. A blue arrow labeled '2' points from the 'Audio' tab in the settings window to the meeting agenda below. The meeting agenda includes contact information for Greg King, Director of Economic Development, and a list of consent items.

**Settings - Audio**

**Speaker**

Test Speaker | Remote Audio

Output Level: \_\_\_\_\_

Volume:

**Microphone**

Test Mic | \_\_\_\_\_

Input Level: \_\_\_\_\_

Volume:

Automatically adjust volume

Use separate audio device to play ringtone simultaneously

Automatically join audio by computer when joining a meeting

Mute my microphone when joining a meeting

Press and hold SPACE key to temporarily unmute yourself

Sync buttons on headset

Advanced

**Meeting Agenda:**

269-673-4514  
mthiele@allegancounty.org

**Economic Development — Greg King, Director**  
**ADMINISTRATIVE REPORTS:**

**DISTRICT 4**  
Mark DeYoung  
616-318-9612  
mdeyoung@allegancounty.org

**CONSENT ITEMS:**

1. Motion to approve of claims paid and to incorporate into proceedings of the Board (3/20/20 & 3/27/20)

Audio Settings ^


Chat Raise Hand Q&A

# STEP 5: Raise hand to be recognized to speak.

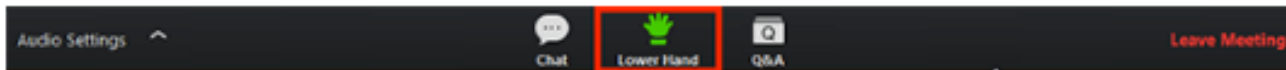
- Once “Raise Hand” is clicked, the Board Chairperson will receive notice and may UNMUTE your microphone when ready and verbally recognize you to speak.

On bottom of screen.

1. Click **Raise Hand** in the Webinar Controls.




2. The host will be notified that you've raised your hand.
3. Click **Lower Hand** to lower it if needed.





# STEP 6: To leave the meeting

The screenshot shows a Zoom meeting interface. At the top, a green banner reads "You are viewing Allegan County Administration's screen" with a "View Options" dropdown. In the top right corner, there is an "Enter Full Screen" button. The main content is a document viewer displaying a Microsoft Word document titled "BOC20200409\_agenda [Compatibility Mode] - Word". The document header includes the "Allegan County Board of Commissioners" logo and contact information for County Services Building, including address, phone, fax, and website. Below the header, the document title is "BOARD OF COMMISSIONERS MEETING – AGENDA". The agenda items are listed by district: DISTRICT 1 (Dean Kasperge), DISTRICT 2 (Jim Storey), DISTRICT 3 (Max R. Thiele), and DISTRICT 4 (Mick DeYoung). The agenda items include "Virtual Meeting – Connectivity Instructions Attached", "1PM CALL TO ORDER:", "ROLL CALL:", "OPENING PRAYER:", "PLEDGE OF ALLEGIANCE:", "COMMUNICATIONS: Attached", "APPROVAL OF MINUTES: Attached", "PUBLIC PARTICIPATION:", "ADDITIONAL AGENDA ITEMS:", "APPROVAL OF AGENDA:", "PRESENTATIONS:", "PROCLAMATIONS:", "INFORMATIONAL SESSION: Attached", and "ADMINISTRATIVE REPORTS:". At the bottom of the document viewer, it shows "PAGE 1 OF 2" and "251 WORDS". Below the document viewer is a Zoom meeting control bar with icons for "Audio Settings", "Chat", "Raise Hand", and "Q&A". A red "Leave Meeting" button is located in the bottom right corner of the control bar, with a large blue arrow pointing to it.



## BOARD OF COMMISSIONERS

County Building  
P.O. Box 70, Room 131  
Cheboygan, Michigan 49721

Tel (231) 627-8855  
Fax (231) 627-8881  
E-mail [ccaa@cheboygancounty.net](mailto:ccaa@cheboygancounty.net)

### CHEBOYGAN COUNTY BOARD OF COMMISSIONERS

#### RESOLUTION No. 2023-14

#### OPPOSING ANY LEGISLATION PREEMPTING LOCAL CONTROL FOR SOLAR AND WIND DEVELOPMENTS

**Whereas** Executive Directive 2020-10 aims to achieve 100 percent carbon neutrality in Michigan by 2050; and

**Whereas** industry leaders have pledged to reduce carbon emissions to help achieve this goal; and

**Whereas** efforts to expand renewable energy projects will continue to increase in this state; and

**Whereas** the governor has proposed the Michigan Public Service Commission be the sole regulating authority for solar and wind projects to expedite these efforts; and

**Whereas** by granting the Michigan Public Service Commission this authority, local control will be preempted; and

**Whereas** should local control be preempted, a county, township, city or village would be unable to determine the location, size, setback distance, decibel level or any other criteria for a solar or wind facility; and

**Whereas** should local control be preempted, a county, township, city, or village would be unable to determine requirements for construction, operation, use, or maintenance of a solar or wind facility; and

**Whereas** if a county already has a solar or wind policy, practice, regulation, rule or ordinance on record it would be null and void; and

**Whereas** all other types of energy facilities, while regulated by the Michigan Public Service Commission, must adhere to local zoning; and

**Whereas** this proposal grants far more regulating authority to the Michigan Public Service Commission than for any other energy source; and

**Whereas** the Michigan Association of Counties opposes any legislative action that may grant the Michigan Public Service Commission this power.

District 1  
Jeff Ostman

District 2  
Richard B. Sangster  
Vice-Chairman

District 3  
Michael Newman

District 4  
Ron Williams

District 5  
Kimberlee Pappas

District 6  
John B. Wallace  
Chair

District 7  
Steve Warfield



LENAWEE COUNTY BOARD OF COMMISSIONERS  
301 N. Main St. Courthouse ~ Adrian, MI 49221

CHAIR  
James Van Doren

(517) 264-4508  
[www.lenawee.mi.us](http://www.lenawee.mi.us)

Dawn Bales  
Karol "KZ" Bolton  
Terry Collins  
Nancy Jenkins-Arno  
Kevon Martis  
David Stimpson  
Ralph Tillotson

VICE-CHAIR  
Dustin Krasny



RES#2023-16

**Support of Local Control of Land Used**

**A Resolution expressing Support to Maintain Local Control Over Local Land Uses Including, But Not Limited to Short-term Rentals, Industrial Solar Installations, Industrial Wind Turbine Installations, Carbon Dioxide Capture and Sequestration, and Sand and Gravel Mining**

WHEREAS, local units of government are best able to determine which uses should and should not be in their local communities and what plans are best and reasonable for each neighborhood rather than having these decisions forced onto townships by the state government; and


WHEREAS, the legislature of the State of Michigan may propose and attempt to pass into law bills that strip away local community control over local land uses including, but not limited to: short-term rentals, industrial solar installations, industrial wind turbine installations, carbon dioxide capture and sequestration, and sand and gravel mining; and

NOW, THEREFORE, the Lenawee County Board of Commissioners resolves as follows:

- Section 1.** The Lenawee County Board of Commissioners is opposed to the legislature of the State of Michigan proposing and passing bills that take away or otherwise limit local control over local land uses, including, but not limited to: short-term rentals, industrial solar installations, industrial wind turbine installations, carbon dioxide capture and sequestration, and sand and gravel mining.
- Section 2.** The Lenawee County Board of Commissioners supports local control of construction, operation, maintenance, repair, replacement, and decommissioning of industrial wind facilities, industrial solar facilities, sand and gravel mines, carbon dioxide capture and sequestration, and similar uses in our community.
- Section 3.** The Lenawee County Board of Commissioners supports the longstanding right of local community self-determination as provided by the laws and constitution of the State of Michigan.
- Section 4.** As members of the Lenawee County Board of Commissioners, we resolve to maintain the duties and responsibilities bestowed upon us as elected representatives by our constituents to execute their will to the best of our abilities in these matters.

BE IT FURTHER RESOLVED that a copy of this resolution be provided to the County's elected representatives in the Michigan Legislature and the United States Congress; to the Governor of Michigan and all 83 counties, along with the Michigan House and Senate Energy Committee Chairpersons; and to Michigan Association of Counties.

PASSED BY ROLL CALL VOTE of the Lenawee County Board of Commissioners at a regular meeting held Wednesday, October 11, 2023, in Adrian, Michigan.

  
James E. Van Doren, Chair

  
Roxann Holloway, County Clerk

RESOLUTION

NO: 2023-10-177

LIVINGSTON COUNTY

DATE: October 10, 2023

---

---

## **Resolution Establishing the Livingston County Health Advisory Committee – Board of Commissioners**

**WHEREAS,** the Livingston County Board of Commissioners (BOC) desires a wider array of perspectives with respect to health policy, especially regarding pandemic and epidemic policy.

**WHEREAS,** additional perspectives will enhance the ability of the Livingston County Department of Public Health (Health Department), Livingston County Board of Health (BOH), and the BOC to design and implement policies that balance public health needs with individual constitutional liberties.

**WHEREAS,** an advisory committee of local experts focused on scientific literature review and fact-finding would help the BOC, BOH and Health Department by advising on assigned public health policy matters and making recommendations to the BOC, BOH and Health Department as necessary on such matters assigned by the BOC or BOH.

**THEREFORE, BE IT RESOLVED** the BOC approves the formation of the Livingston County Health Advisory Committee (HC).

**BE IT FURTHER RESOLVED** that the HC shall be governed by the attached by-laws titled “Livingston County Health Advisory Committee By-Laws, initial release dated 9/25/23, as such bylaws may be amended from time to time in the discretion and authority of the BOC.

**BE IT FURTHER RESOLVED** that the Director of the Livingston County Health Department and the Livingston County Administrator are directed to assist the HC to perform functions assigned by the BOC or BOH by fulfilling requests for relevant documents that are statutorily allowed.

**BE IT FURTHER RESOLVED** that the Livingston County Administrator is allowed to spend up to \$10,000 per year to acquire documents as prescribed by the Freedom of Information Act (FOIA). These FOIA requests shall be presented to Livingston County Administrator via a resolution passed by a majority vote of the HC. Such requests shall be limited to supporting the fact-finding mission as described in the HC by-laws.

**BE IT FURTHER RESOLVED** that the BOC directs the HC to include a review of pandemic/epidemic health policies and a review of informed consent policies as part of their initial focus.

**BE IT FURTHER RESOLVED** that the County Administrator shall provide the HC with a webpage on the Livingston County website for the posting of meeting minutes and reports approved by the HC.

**BE IT FINALLY RESOLVED** that the County Clerk shall send all 83 Michigan County Boards of Commissioners a copy of this resolution and a copy of HC by-laws.

# # #

**MOVED: D. Helzerman**

**SECONDED: F. Sample**

**CARRIED: Roll Call Vote: Yes (6): D. Helzerman, F. Sample, W. Nakagiri, J. Drick, R. Deaton, and N. Fiani; No (3): D. Domas, M. Smith, and J. Gross; Absent (0): None**

STATE OF MICHIGAN )  
 ) §  
COUNTY OF LIVINGSTON )

I, **ELIZABETH HUNDLEY**, the duly qualified and acting Clerk of Livingston County, Michigan do hereby certify that the foregoing is a true and complete copy of a resolution adopted by the County Board of Commissioners at a regular meeting on the 10th day of October 2023, the original of which is on file in my office. Public notice of said meeting was given pursuant to and in compliance with Act No. 267 of the Public Acts of Michigan of 1976, as amended.

IN WITNESS WHEREOF, I have hereto affixed by official signature on this 12th day of October 2023, A.D.



*Elizabeth Hundley*  
\_\_\_\_\_  
**ELIZABETH HUNDLEY, LIVINGSTON COUNTY CLERK**

**LIVINGSTON COUNTY HEALTH ADVISORY COMMITTEE  
BY-LAWS**

**ARTICLE I  
NAME**

The name of this body is the Livingston County Health Advisory Committee.

**ARTICLE II  
AUTHORITY**

The Livingston County Health Advisory Committee was established by the Livingston County Board of Commissioners on the 10th day of October, 2023 in Resolution 2023-10-177.

The Health Advisory Committee (HC) was created under the discretion of the Board of Commissioners (BOC) for specific and limited purposes set forth in the Resolution and these By-Laws. The HC is strictly a fact-finding and advisory committee. The HC shall operate under the County's operating and fiscal policies.

**ARTICLE III  
POWERS AND DUTIES: ANNUAL REPORT**

1. The HC is a fact-finding and advisory committee which may occasionally render advice to the BOC and the Livingston County Board of Health (BOH), around health policy. As such, the HC may only make recommendations to the BOC and/or BOH concerning the exercise of government authority.
2. The HC serves the BOC and BOH in the evaluation of health policy options on those BOC or BOH assigned public health policy matters.
3. The HC shall balance public health needs with individual constitutional liberties. Thus, the HC shall provide the BOC and BOH with balanced recommendations based on review of scientific literature that shall include one or more of the following: conventional medicine, alternative medicine, herbal medicine, and nutritional medicine.
4. HC's review of scientific literature shall not be limited to government research or government funded research.
5. The HC is not legally authorized to render a "final decision" on health policy but, rather, is tasked with making recommendations to the BOC and/or BOH as necessary on matters assigned to the HC by the BOC or BOH.
6. The HC shall provide an annual report to BOC outlining the activities, findings, recommendations, and accomplishments of the HC, and additional reports as may be requested by the BOC.

**ARTICLE IV**  
**COMMITTEE ORGANIZATION**

Section 1. Committee Membership: HC shall be under the general control of the Livingston County BOC and shall consist of five (5) or seven (7) voting members. The BOC shall appoint all members (voting and non-voting). Each member shall be a citizen of Livingston County and have education/experience in at least one of the following areas: conventional medicine, alternative medicine, herbal medicine, nutritional medicine, internal medicine, general practice, OBGYN, geriatrics, pediatrics, nursing, infectious disease, cancer, palliative care, public health field, and health care law. The BOC may appoint up to two Commissioners to serve as non-voting members. The Director of the Livingston County Health Department may recommend a representative of the Health Department to the BOC for appointment as a non-voting representative, provided that the nominee meets the above qualifications.

Section 2. Term of Members: The term of office of an HC member shall be 2 years from the date of appointment. A member may be reappointed. All members upon appointment shall take an oath to uphold the constitutions of the United States of America and the State of Michigan. The oath shall be the same oath as required for Commissioners elected to the BOC. (Constitution of Michigan, 1963, Article XI, Section 1, MCL 15.151, Section 1).

Section 3. Vacancies in Office: When a vacancy occurs on the HC, either by death, resignation, or removal, the vacancy shall be filled by an appointment by the BOC. This appointment shall be for the remainder of the unexpired term.

Section 4. Neglect of Duties: HC members shall attend meetings and functions of the HC. Members shall be required to attend a minimum of 75% of the regular meetings per year. In cases where such does not occur, the HC shall request a member's resignation and/or request the BOC to remove the HC member.

Section 5. Officers: The HC shall elect a Chairperson, a Vice Chairperson, and a Secretary at the first meeting following the appointment of members by the BOC, for a term of one year. Thereafter, officers shall be elected by the HC at their first meeting in subsequent years.

Section 6. General Conduct: HC shall function as a unit; therefore, individual members shall not speak for the HC unless authorized by the HC to do so. The HC shall not speak for the BOC or BOH, nor shall any member use his or her appointment to lobby legislators as a representative of the BOC, BOH, or the HC.



Section 7. Powers and Duties: The HC shall have such other powers and duties as shall from time to time be provided by law or be assigned by the Livingston County BOC.

## **ARTICLE V OFFICERS AND STAFF**

Section 1. Chairperson: The Chairperson's duties and powers shall include the following:

- A. He/she shall preside over all meetings of the HC.
- B. He/she shall be the ceremonial representative of the HC and shall perform such other duties as specified by law or the Livingston County BOC.

Section 2. Vice Chairperson: The Vice Chairperson shall preside in the absence of the Chairperson and shall perform such other duties as may from time to time be assigned.

Section 3. Secretary: The Secretary shall be the Secretary of the HC and shall perform such duties as may from time to time be assigned. The Secretary shall:

- A. Record the minutes for all proceedings of the HC.
- B. Make regular entries of all resolutions and decisions upon all questions.
- C. Record the vote of each member on any questions submitted to the HC if requested by any member present.
- D. Prepare copies of the minutes of proceedings of the HC for distribution to members of the HC pursuant to Article VI Section 6.
- E. Distribute copies of all minutes, resolutions, and formal reports of the HC to the BOC, the Livingston County Administrator, and the Livingston County Health Department Director.
- F. Perform such other and further duties as the HC may require.

## **ARTICLE VI MEETINGS**

Section 1. All meetings of the HC shall be held in accessible public facilities and shall be conducted according to the Open Meetings Act. (Act 267 of the Public Act of 1976, MCL 15.261 et seq., as amended)

Section 2. Regular Meetings: Except as otherwise required by law, or provided by the HC, regular meetings of the Board shall be as follows:

- A. The HC shall meet at least bi-monthly on a schedule determined by the HC at its first meeting of the year. Additional meetings of the Board may be convened by the Chairperson, or as requested by any two members of the HC, or by the BOC.

B. All meetings of the HC shall be held at the County Administration Building.

Section 3. Special Meetings: The Chairperson or any two (2) members of the Committee upon written notice being served to each member or left at his/her place or residence or via email at least eighteen (18) hours prior to such meeting may call a special meeting. Members may waive notice of any special meeting either before or after the holding thereof.

Section 4. Adjourned Meetings: Any legal meeting of the HC may be adjourned from time to time as the Board may deem necessary.

Section 5. Quorum: A majority of the members shall constitute a quorum for the transaction of the business of the HC.

Section 6. Voting: Except as otherwise provided by statute or parliamentary rules, all questions shall be determined by the votes of a majority of the members present.

Section 7. Distribution of Minutes: Proposed minutes shall be available for public inspection not more than eight (8) business days after each meeting. A copy of the proposed minutes shall be distributed to each member not less than six (6) days prior to the next regularly scheduled meeting.

Approved minutes shall be available for public inspection not later than five (5) business days after the meeting in which the HC approves the minutes. Corrections to the minutes shall be made not later than the next meeting after the meeting to which the minutes refer. Correction minutes shall be available no later than the next subsequent meeting after corrections. The corrected minutes shall show both the original entry and the correction.

## **ARTICLE VII** **OTHER PROVISIONS**

Section 1. HC members are subject to statutory provisions governing Conflicts of Interest, Act 317 of the Public Acts of 1968, MCL 15.321 et seq., as amended.

Section 2. HC members may be subject to other statutory provisions governing public officers and employees in Chapter 15 of the Michigan Compiled Laws, as amended.

Section 3. The HC shall comply with the Michigan Freedom of Information Act (Act 442 of the Public Acts of 1976, MCL 15.231 et seq., as amended).

Section 4. Public participation: Any member of the public may address the HC during the "call to the public." Individuals addressing the HC shall provide their name and address and shall ordinarily limit their comments to 3 minutes unless the time is otherwise extended by the Chairperson or by a majority vote of the HC. Although members of the public may give oral testimony, they shall be encouraged to provide written testimony to assist the HC in its fact-finding function.

Section 5. Rules of Order: Robert's Rules of order, newly revised, shall govern the HC in all the deliberations except as modified by these bylaws. The Rules of Order of business may be suspended at any meeting by a two-thirds (2/3) vote of those present.

## **ARTICLE VIII** **AMENDMENTS**

The BOC shall have the right to amend, alter, change, add to, or repeal these bylaws at any time, by the affirmative vote of a majority of the members of the entire BOC at any regular or special meeting and with or without action by the HC.

## **ARTICLE IX** **DISSOLUTION**

The HC shall automatically dissolve four (4) years after the date of its creation unless renewed for another term of four (4) years by adoption of a new resolution of the BOC.

The Livingston County Board of Commissioners approved these bylaws at a regular meeting held October, 10, 2023.



# COUNTY CLERK'S OFFICE

Tracey Cochran, County Clerk

301 West Upton

Reed City, MI 49677

(231) 832-3261, (231) 832-6149 FAX; [oscclerk1@osceolacountymi.com](mailto:oscclerk1@osceolacountymi.com)

## OSCEOLA COUNTY

### RESOLUTION 2023-0016

#### MICHIGAN LEGISLATURE BILLS SB299, SB300, HB 4479 & HB 4480

WHEREAS, there are currently pending in the Michigan Legislature certain bills. SB299, SB300, HB 4479 & HB 4480, which would impose statewide regulations for the implementation of and maintenance of septic systems; and

WHEREAS, these bills as presently drafted, would require inspection of all systems every five years and would impose much greater expenses and work hours on local public health departments; and

WHEREAS, the bills would dramatically increase the requirements for septic inspectors and make it much more difficult to find, hire and retain qualified personnel; and

WHEREAS, the current legislation does not provide a permanent, secure funding mechanism to cover these increased costs, which will invariably be shifted to our local health departments, and

WHEREAS, the Osceola County Board of Commissioners recognizes the critical importance of protecting the Michigan's water resources, including groundwater, lakes and streams, and other surface waters, but concludes that the bills do not provide a sustainable or financially feasible solution in areas that do not have the benefit of municipal sanitary systems; and

WHEREAS, soil types vary considerably throughout Michigan making it difficult to establish generalized "one size fits all" rules for septic systems.

THEREFORE BE IT RESOLVED, that the Osceola County Board of Commissioners opposes SB299, SB300, HB 4479 and HB4480 as introduced and urges the Michigan Legislature to consider the costs to local health departments before adopting changes to the septic provisions of the Michigan Public Health Code.

THEREFORE BE IT FURTHER RESOLVED, that this resolution shall be forwarded to all Michigan counties, Michigan Association of Counties, members of the Michigan Legislature and to other stakeholders.

STATE OF MICHIGAN     )

COUNTY OF OSCEOLA    )

I, the undersigned, the duly qualified and acting Clerk of the County of Osceola, Michigan do hereby certify that the foregoing is a true and complete copy of a resolution adopted by the County Board of Commissioners at a regular meeting on the 4th day of October, 2023, the original of which is on file in my office.

IN WITNESS WHEREOF, I have hereto affixed by official signature on this 4<sup>th</sup> day of October 2023.



Tracey Cochran, Osceola County Clerk

**COUNTY OF OTTAWA**

**STATE OF MICHIGAN**

**RESOLUTION**

At a regular meeting of the Board of Commissioners of the County of Ottawa, Michigan, held at the Fillmore Street Complex in the Township of Olive, Michigan on the 22nd day of August, 2023 at 6:30 PM local time.

PRESENT: Commissioners: Roger Belknap, Rebekah Curran, Allison Miedema, Kyle Terpstra, Gretchen Cosby, Douglas Zylstra, Roger Bergman, Jacob Bonnema, Sylvia Rhodea, Lucy Ebel, Joe Moss.

ABSENT: Commissioners: None.

It was moved by Commissioner Allison Miedema and supported by Commissioner Rebekah Curran that the following Resolution be adopted:

WHEREAS, the Ottawa County Board of Commissioners ("Board") swore an oath to uphold the Constitutions of the United States and the State of Michigan, which protect the natural, God-given rights to life, liberty, and the pursuit of happiness. These Constitutions not only guarantee these freedoms, they also protect and guard against government infringing on these rights; and

WHEREAS, the Due Process Clause of the Fourteenth Amendment protects the rights of parents to make decisions concerning the care of their children and the right to make medical decisions on behalf of their children; and

WHEREAS, Michigan Revised School Code, MCL 380.10, affirms, "It is the natural, fundamental right of parents and legal guardians to determine and direct the care, teaching, and education of their children;" and

WHEREAS, constitutional freedoms are not suspended in times of crisis or everyday life, at the whim of elected officials, unelected health officials, or for the benefit of government bureaucracy or private institutions; and

WHEREAS, Michigan law provides exemptions to childhood vaccine requirements for school and licensed childcare programs for medical, religious, or other reasons, as follows:

MCL 333.9215 Exemptions.

(1) A child is exempt from the requirements of this part as to a specific immunization for any period of time as to which a physician certifies that a specific immunization is or may be detrimental to the child's health or is not appropriate.

(2) A child is exempt from this part if a parent, guardian, or person in loco parentis of the child presents a written statement to the administrator of the child's school or operator of the group program to the effect that the requirements of this part cannot be met because of religious convictions or other objection to immunization; and

WHEREAS, the Michigan Department of Health and Human Services (MDHHS) enacted Administrative Rule 325.176 (12) on January 1, 2015, requiring parents or guardians who want a religious or philosophical exemption from one or more vaccines for their child(ren), to attend a vaccine education session at their local health department and obtain a state-issued certified waiver; and

WHEREAS, the Ottawa County Department of Public Health provides waiver appointments as established by MDHHS Administrative Rule; and

WHEREAS, the Board respects the right of parents to choose to vaccinate or to exempt their child from one or more vaccines, and acknowledges differing conclusions and practices exist within the medical community regarding the risk-benefit assessment of vaccines and communicable diseases; and

WHEREAS, the Board acknowledges individual genetic risks and contraindications exist regarding vaccines and medical interventions, and respects the right of parents and individuals to make personal medical decisions free of pressure and coercion; and

WHEREAS, the Board values the ethical standard of fully informed consent regarding both the risks and benefits of vaccines, to include full disclosure of ingredients, as well as the adverse effects of vaccines as reported to VAERS, the Vaccine Adverse Event Reporting System, established as the national safety surveillance program; and

WHEREAS, the Board respects the religious, moral, and ethical considerations of vaccines developed or manufactured using fetal cells from aborted infants, such as vaccines for chickenpox, rubella, hepatitis A, measles, mumps, rubella, and certain Covid-19 vaccines.

NOW THEREFORE BE IT RESOLVED, the Ottawa County Board of Commissioners respects the individual freedoms and parental rights of the people of Ottawa County to make choices regarding childhood vaccines; and

BE IT FURTHER RESOLVED, the Board recommends that Ottawa County promotion of vaccines for school and licensed childcare programs include full and accurate information regarding available exemptions and waivers from vaccine requirements; and

BE IT FURTHER RESOLVED, the Board recommends that vaccine waiver sessions include information on both the risks and the benefits of vaccines, a copy of vaccine package inserts, vaccine ingredients, and a link to VAERS data; and

BE IT FURTHER RESOLVED, that a copy of this Resolution shall be sent to Senators Mark Huizenga, Roger Victory, and Rick Outman, Representatives Nancy DeBoer, Luke Meerman, Brad Slagh, Rachelle Smit, and Greg VanWoerkom, and the Clerk of each county in the State of Michigan.

YEAS: Commissioners: Roger Belknap, Rebekah Curran, Allison Miedema, Kyle Terpstra, Gretchen Cosby, Jacob Bonnema, Sylvia Rhodea, Lucy Ebel, Joe Moss.

NAYS: Commissioners: Douglas Zylstra and Roger Bergman.

ABSTENTIONS: Commissioners: None.

RESOLUTION ADOPTED:



---

Joe Moss, Chairperson, Ottawa County Board of Commissioners



---

Justin Roebuck, Ottawa County Clerk/Register



## ALLEGAN COUNTY BOARD OF COMMISSIONERS

## INDEX

OCTOBER 12, 2023 SESSION

JOURNAL 71

| <u>PAGE</u> | <u>ITEM</u> | <u>SUBJECT MATTER</u>  |
|-------------|-------------|--|
| 345         | 1           | OCTOBER 12, 2023 SESSION - PLEDGE OF ALLEGIANCE, ROLL CALL   |
| 345-346     | 2           | PUBLIC HEARING - PROPOSED 2024 BUDGET  |
| 346         | 3           | COMMUNICATIONS   |
| 346         | 4           | APPROVAL OF MINUTES FOR SEPTEMBER 28, 2023   |
| 346         | 5           | ANIMAL SHELTER UPDATE  |
| 346         | 6           | PUBLIC PARTICIPATION - COMMENTS  |
| 346         | 7           | ADDITIONAL AGENDA ITEMS  |
| 346         | 8           | APPROVAL OF AGENDA AS AMENDED  |
| 346         | 9           | INFORMATIONAL SESSION - ROAD COMMISSION  |
| 347         | 10          | ADMINISTRATIVE REPORTS   |
| 347-348     | 11          | CLAIMS 10/6/23 AND 10/13/23  |
| 348-349     | 12          | RESOLUTION APPROVING THE CREATION OF ONE ADDITIONAL CIRCUIT COURT JUDGESHIP IN THE FORTY-EIGHTH JUDICIAL CIRCUIT COURT |
| 349-351     | 13          | COUNTY OF ALLEGAN - 2024 GENERAL APPROPRIATIONS ACT  |
| 351         | 14          | ANIMAL SHELTER AGREEMENTS  |
| 351         | 15          | PUBLIC PARTICIPATION - NO COMMENTS   |
| 351         | 16          | ADJOURNMENT UNTIL OCTOBER 26, 2023   |

**OCTOBER 12, 2023 SESSION – INVOCATION, PLEDGE OF ALLEGIANCE, ROLL CALL**

1/ The Board of Commissioners of the County of Allegan, State of Michigan, met in the Board Room of the County Services Building in the Township of Allegan on October 12, 2023 at 7:00 P.M. in accordance with the motion for adjournment of September 28, 2023, and rules of this Board; Chairman Storey presiding.

The invocation was offered by District #5 Commissioner Dugan.

The Deputy County Clerk led the Board in the Pledge of Allegiance to the flag.

Upon roll call the following members answered as Commissioners for the respective Districts:

DIST #1 JIM STOREY  
 DIST #2 MARK DEYOUNG  
 DIST #3 DEAN KAPENGA  
 DIST #4 SCOTT BELTMAN  
 DIST #5 GALE DUGAN

**PUBLIC HEARING – PROPOSED 2024 BUDGET**

2/ Deputy Clerk Tien read the Notice of Public Hearing for the proposed 2024 Budget that was published in the Allegan County News on October 5, 2023.

PUBLIC NOTICE  
 2024 ALLEGAN COUNTY PROPOSED FINAL BUDGET

The Board of Commissioners of the County of Allegan will hold a budget hearing on Thursday, October 12, 2023, for all interested citizens to comment and discuss the proposed budget.

The hearing will take place at 7:00 PM in the Board Room, County Services Building, 3283–122nd Avenue, Allegan, Michigan, for the purpose of discussing the proposed budget. **The property tax millage rate proposed to be levied to support the proposed budget will be a subject of this hearing.** The public may also participate in the meeting/public hearing by calling 1-929-205-6099, Meeting ID: 891 6032 7098, and Meeting Password 101223. For other options connecting to the meeting, please visit the meeting calendar website at [www.allegancounty.org](http://www.allegancounty.org) or contact the County Administrator's Office.

The proposed budget may be examined online at [www.allegancounty.org](http://www.allegancounty.org) under News Media Room or on weekdays at the Office of the Allegan County Administrator (address below), between 8:00 AM and 5:00 PM. All interested citizens will have the opportunity to give written and/or oral comments.

The County will provide necessary reasonable auxiliary aids and services to individuals with disabilities at the public hearing upon one (1) week notice. Individuals requiring auxiliary aids or services should contact the following in writing or by telephone:

Robert J. Sarro,  
 County Administrator,  
 3283 – 122nd Avenue,  
 Allegan, Michigan, 49010  
 269-673-0239

Chairman Storey opened the meeting for the public hearing at 7:05 P.M.

Chairman Storey opened the meeting for public input and as there were no comments Chairman Storey closed the public hearing for public participation.

Chairman Storey closed the public hearing at 7:10xx P.M.

#### **COMMUNICATIONS**

3/ Deputy Clerk Tien noted to the board that they received the following communications:

1. Resolution opposing any legislation preempting local control for solar and wind developments from Alpena, Clinton, Alcona, Kalkaska and Osceola counties.

#### **JANUARY 26, 2023 SESSION MINUTES - ADOPTED**

4/ Moved by Commissioner Dugan, seconded by Commissioner Beltman to approve the minutes for the September 28, 2023 session as distributed. Motion carried by voice vote. Yeas: 5 votes. Nays: 0 votes.

#### **ANIMAL SHELTER UPDATE**

5/ Chairman Storey updated the audience regarding the agreement updates that are taking place with Wishbone Pet Rescue Alliance, Allegan County, and other partner agencies.

#### **PUBLIC PARTICIPATION - COMMENTS**

6/ Chairman Storey opened the meeting to public participation and the following individuals offered comments:

1. Amanda Genter of 4016 Blake Court in Salem Township questioned how the county will be held accountable with the animal shelter

#### **AGENDA - ADDITIONS**

7/ Chairman Storey asked if there were any additions or changes to the agenda. Commissioner Kapenga asked to add a resolution on the Animal Shelter Agreements as action item #2.

Moved by Commissioner Kapenga, seconded by Commissioner Beltman to adopt the changes to the meeting agenda as requested. Motion carried by voice vote. Yeas: 5 votes. Nays: 0 votes.

#### **AGENDA - ADOPTED AS AMENDED**

8/ Moved by Commissioner Dugan, seconded by Commissioner DeYoung to adopt the meeting agenda as amended. Motion carried by voice vote. Yeas: 5 votes. Nays: 0 votes.

#### **INFORMATIONAL SESSION - ROAD COMMISSION**

9/ Road Commission Managing Director Craig Atwood presented the 2022 annual report for the Road Commission.

**ADMINISTRATIVE REPORTS**

10/ Administrator Sarro shared with the audience on where to find the Administrator's Digest on the county website.

**CONSENT ITEMS:****FINANCE COMMITTEE - CLAIMS & INTERFUND TRANSFERS**

11/ **WHEREAS**, Administration has compiled the following claims for October 6, 2023 and October 13, 2023; and

**WHEREAS**, the following claims, which are chargeable against the County, were audited in accordance with Section 46.61 to 46.63, inclusive, M.C.L. 1970 as amended and resolutions of the Board; and

**WHEREAS**, said claims are listed in the 2023 Claims folder of the Commissioners' Record of Claims.

**October 6, 2023**

|  | TOTAL AMOUNT CLAIMED | AMOUNT ALLOWED      | AMOUNT DISALLOWED |
|--|----------------------|---------------------|-------------------|
| General Fund – 101                             | 91,364.94            | 91,364.94           |                   |
| Parks/Recreation Fund – 208                    | 248.60               | 248.60              |                   |
| Friend of the Court – Cooperative Reimb. – 215 | 183.80               | 183.80              |                   |
| Health Department Fund – 221                   | 9,109.03             | 9,109.03            |                   |
| Register of Deeds Automation Fund - 256        | 602.87               | 602.87              |                   |
| Indigent Defense Fund – 260                    | 6,722.98             | 6,722.98            |                   |
| Central Dispatch Fund – 261                    | 582.54               | 582.54              |                   |
| Local Corrections Officers Training Fund – 264 | 7,035.00             | 7,035.00            |                   |
| Law Library Fund – 269                         | 5,045.59             | 5,045.59            |                   |
| Grants – 279                                   | 25,024.38            | 25,024.38           |                   |
| Crime Victims Rights Grant – 280               | 248.78               | 248.78              |                   |
| Sheriffs Contracts – 287                       | 3,570.58             | 3,570.58            |                   |
| Transportation Fund – 288                      | 2,376.30             | 2,376.30            |                   |
| Child Care Fund – 292                          | 5,077.84             | 5,077.84            |                   |
| Veterans Relief Fund – 293                     | 200.30               | 200.30              |                   |
| Senior Services Fund – 298                     | 20,401.59            | 20,401.59           |                   |
| American Rescue Plan Act – ARPA – 299          | 119.00               | 119.00              |                   |
| Capital Improvement Fund – 401                 | 1,485.00             | 1,485.00            |                   |
| Central Dispatch CIP – 496                     | 34,772.00            | 34,772.00           |                   |
| Property Tax Adjustments – 516                 | 1,490.13             | 1,490.13            |                   |
| Tax Reversion 2020 – 621                       | 43.05                | 43.05               |                   |
| Self-Insurance Fund – 677                      | 409,630.24           | 409,630.24          |                   |
| Drain Fund – 801                               | 59,468.02            | 59,468.02           |                   |
| <b>TOTAL AMOUNT OF CLAIMS</b>                  | <b>\$684,802.56</b>  | <b>\$684,802.56</b> |                   |

October 13, 2023

|  | TOTAL AMOUNT CLAIMED  | AMOUNT ALLOWED        | AMOUNT DISALLOWED |
|--|-----------------------|-----------------------|-------------------|
| General Fund – 101                             | 140,790.66            | 140,790.66            |                   |
| Parks/Recreation Fund – 208                    | 2,026.74              | 2,026.74              |                   |
| Friend of the Court – Cooperative Reimb. – 215 | 2,568.15              | 2,568.15              |                   |
| Health Department Fund – 221                   | 12,779.31             | 12,779.31             |                   |
| Register of Deeds Automation Fund – 256        | 195.00                | 195.00                |                   |
| Indigent Defense Fund – 260                    | 293,781.45            | 293,781.45            |                   |
| Central Dispatch Fund – 261                    | 17,143.60             | 17,143.60             |                   |
| Grants – 279                                   | 4,042.97              | 4,042.97              |                   |
| Sheriffs Contracts – 287                       | 7,648.98              | 7,648.98              |                   |
| Transportation Fund – 288                      | 129,916.03            | 129,916.03            |                   |
| Child Care Fund – 292                          | 23,369.77             | 23,369.77             |                   |
| Veterans Relief Fund – 293                     | 69,749.73             | 69,749.73             |                   |
| Senior Services Fund – 298                     | 75,528.84             | 75,528.84             |                   |
| Capital Improvement Fund – 401                 | 332,312.00            | 332,312.00            |                   |
| CIP – Youth Home Building Fund – 492           | 1,572.12              | 1,572.12              |                   |
| Property Tax Adjustments – 516                 | 12,505.80             | 12,505.80             |                   |
| Revolving Drain Maintenance Fund – 639         | 396.84                | 396.84                |                   |
| Fleet Management/Motor Pool – 661              | 35.72                 | 35.72                 |                   |
| Self-Insurance Fund – 677                      | 26,943.67             | 26,943.67             |                   |
| Drain Fund – 801                               | 43,009.35             | 43,009.35             |                   |
| <b>TOTAL AMOUNT OF CLAIMS</b>                  | <b>\$1,196,316.73</b> | <b>\$1,196,316.73</b> |                   |

**THEREFORE BE IT RESOLVED** that the Board of Commissioners adopts the report of claims for October 6, 2023 and October 13, 2023.

Moved by Commissioner Kapenga, seconded by Commissioner Dugan to adopt the report of claims for October 6, 2023 and October 13, 2023. Motion carried by roll call vote. Yeas: 5 votes. Nays: 0 votes.

**RESOLUTION APPROVING THE CREATION OF ONE ADDITIONAL CIRCUIT COURT JUDGESHIP IN THE FORTY-EIGHTH JUDICIAL CIRCUIT COURT**

**12/ WHEREAS**, MCL 600.549 is an excerpt of the Revised Judicature Act of 1961 and is amended effective March 29, 2023, to allow for 1 additional judge in the forty-eighth judicial circuit effective January 1, 2025; and

**WHEREAS**, to create the additional circuit court judgeship, the provisions of MCL 600.550 require a resolution to be adopted by the Allegan County Board of Commissioners (Board) approving the creation of that judgeship prior to its effective date; and

**WHEREAS**, pursuant to MCL 600.550(3), the county's approval of an additional circuit court judgeship shall not affect the State's obligation to pay the same portion of the additional judge's salary, which is paid by the State to the other judges of the same circuit, or to appropriate and

disburse funds to the county for the necessary costs of state requirements established by state law which became effective on or after December 23, 1978; and

**WHEREAS**, the Board previously adopted two resolutions on January 27, 2022. One authorized the County Administrator to research and develop plans, particularly with respect to personnel and space needs relative to the addition of a third Circuit Court Judge. The second resolution endorsed the addition of a third Circuit Court Judge for the 48th judicial circuit. While both of the previously approved Board resolutions offer support for creating a third circuit court judgeship, neither of the resolutions approved the creation of a third circuit court judgeship within the context of the statute definition; and

**WHEREAS**, the Board desires to create one (1) additional circuit court judgeship, which it acknowledges constitutes an exercise of the county's option to provide a new activity or service or to increase the level of activity or service offered in Allegan County beyond that required by existing law and, therefore, voluntarily accepts its statutory obligation for expenses and capital improvements, which may result from the creation of the additional judgeship); as determined by the funding unit through its annual budget process, and

**WHEREAS**, to create the additional circuit court judgeship, the Allegan County Clerk is also required by MCL 600.550 to file the Board's resolution with the state court administrator not later than 4:00 p.m. of the sixteenth Tuesday preceding the August primary for the election immediately preceding the effective date of the additional circuit court judgeship.

**THEREFORE BE IT RESOLVED** that the Board has reviewed this matter and approves the creation of one additional circuit court judgeship in the forth-eighth circuit effective January 1, 2025; and

**BE IT FURTHER RESOLVED** that the Board approval of the additional circuit court judgeship does not necessarily result in an additional appropriation for all requests, nor does it guarantee that any additional appropriation will automatically be associated with the creation of the additional judgeship; and

**BE IT FINALLY RESOLVED** that the Board directs the County Administrator to work with the forty-eighth Judicial Circuit Court Administrator to take all necessary steps to implement the creation of one (1) additional circuit court judgeship by January 1, 2025, and that copies of this resolution be transmitted to the State Court Administrative Office, the Judges of the Courts serving Allegan County, and the Michigan Association of County Legislative Affairs Office.

Moved by Commissioner Kapenga, seconded by Commissioner Dugan to approve the resolution as presented. Motion carried by roll call vote. Yeas: 5 votes. Nays: 0 votes.

**ACTION ITEMS:**

**COUNTY OF ALLEGAN - 2024 GENERAL APPROPRIATIONS ACT**

13/ **WHEREAS**, under MCLA 141.421 and .413, notice of a public hearing on the proposed budget was published in a newspaper of general circulation on

September 28, 2023, and a public hearing on the proposed budget was held on October 12, 2023; and

**WHEREAS**, the Board of Commissioners intends to levy and collect the general property tax on all real and personal property within the County upon the current tax roll, an allocated millage of 5.1619 mills for County operations, which includes the Allocated Veterans Relief fund; voter-approved millage of 0.493 for Senior Services, voter-approved millage of 0.9654 mills for County Roads, voter-approved millage of 0.2448 mills for Medical Care Community, and voter-approved millage of 0.0979 for Allegan County Conservation District, for a total millage of 6.9630; and

**WHEREAS**, the Board of Commissioners has reviewed the recommended balanced budget and through this resolution is appropriating funds through Line Items contained within each budgetary Activity to each Department, as attached, and County officials responsible for the expenditures authorized in the budget may expend the funds up to, but not to exceed, the total appropriation authorized for each Activity and under the Board approved Budget Policy; and

**WHEREAS**, the 2024 proposed budget includes the capital and non-capital projects and grant funds received from State, Federal, and other sources, as outlined in the attached lists; and

**WHEREAS**, a comprehensive list of the County's fleet, e.g., vehicles, boats, ATVs, golf carts, and trailers, inclusive of the approved funding source, has been reviewed.

**THEREFORE BE IT RESOLVED**, in cases where there may be benefit financially and operationally, 2024 Capital Projects may proceed effective immediately upon adoption, contingent upon approval by the County Administrator; subsequently, the Executive Director of Finance is authorized to perform necessary budget adjustments; and

**BE IT FURTHER RESOLVED**, the Board of Commissioners authorizes the continuation of current capital projects into 2024, to include the re-appropriation of funding, as detailed as attached; and

**BE IT FURTHER RESOLVED**, the Board of Commissioners authorizes the County Administrator to execute documents related to fleet acquisitions and disposals, including, but not limited to, titles, purchase agreements, and registrations; and

**BE IT FURTHER RESOLVED**, the Board of Commissioners authorizes the County Administrator to take actions that would increase the total fleet size when those actions are directly supported by a Law Enforcement contract executed between the County, the Sheriff, and a local unit of government; and

**BE IT FURTHER RESOLVED**, that any action, e.g., purchase, grant, or donation that would serve to increase the total fleet size beyond the annually reviewed fleet list or a significant change in fleet item (i.e., ATV exchange for Full Size Truck) must be brought before the Board of Commissioners for consideration; and

**BE IT FURTHER RESOLVED**, the County Administrator is authorized to apply for and accept when awarded all grants included in the 2024 budget submission, as attached; and

**BE IT FURTHER RESOLVED**, the Board Chairperson and/or County Administrator is authorized to sign any necessary grant documents on behalf

of the County, and the Executive Director of Finance is authorized to perform any necessary budget adjustments related to these grants; and

**BE IT FURTHER RESOLVED**, the portion of any position funded through a grant shall be coterminous with the available program and grant funds; and

**BE IT FURTHER RESOLVED**, the Board of Commissioners adopts the proposed 2024 budget as the fiscal year 2024 Budget for the County of Allegan; and

**BE IT FINALLY RESOLVED**, the County Administrator and/or Board of Commissioners shall make any necessary corrections and adjustments to the 2024 Budget under Board approved County policy.

Moved by Commissioner Dugan, seconded by Commissioner Kapenga to approve the resolution as presented. Motion carried by roll call vote. Yeas: 5 votes. Nays: 0 votes.

#### **ADMINISTRATION—ANIMAL SHELTER AGREEMENTS**

**14/ WHEREAS**, the Animal Shelter Services Agreement with Wishbone Pet Rescue Alliance (WPR) expires December 31, 2023; and

**WHEREAS**, said agreement is set to be terminated on or by December 7, 2023; and

**WHEREAS**, the County will resume direct management and coordination of the Animal Shelter facility and services.

**THEREFORE BE IT RESOLVED**, the County Administrator is authorized to negotiate and execute new value-added support agreements with partner agencies, including WPR, that are necessary to maintain and enhance shelter services up to total expenditures of \$100,000 as an additional appropriation beyond the approved annual budget; and

**BE IT FURTHER RESOLVED**, agreements that may need to continue beyond that allocation shall be outlined in future annual budgets; and

**BE IT FINALLY RESOLVED** that the County Administrator is authorized to make the necessary budget adjustments, and any necessary documents to complete this action are authorized to be signed.

Moved by Commissioner Kapenga, seconded by Commissioner Beltman to approve the resolution as presented. Motion carried by roll call vote. Yeas: 5 votes. Nays: 0 votes.

#### **PUBLIC PARTICIPATION - NO COMMENTS**

**15/** Chairman Storey opened the meeting to public participation and as there were no comments from the public, he closed the meeting to public participation.

#### **ADJOURNMENT UNTIL OCTOBER 26, 2023 AT 1:00 P.M.**

**16/** Moved by Commissioner Dugan, seconded by Commissioner Kapenga to adjourn until October 26, 2023 at 1:00 P.M. The motion carried by voice vote and the meeting was adjourned at 8:24 P.M. Yeas: 5 votes. Nays: 0 votes.

*Jennifer Duan*

---

Deputy Clerk



# What Is The MACC?

October 26, 2023



# The MACC



**Eric Dykstra**  
GIS Specialist

**Jason Latham**  
Executive Director

**Judy Visscher**  
Office Administrator

**Alec Miller**  
Transportation Planner

*“To Encourage Cooperation Among Neighboring Units of Government on Area-Wide Issues.”*

# Membership

- Seven Townships (Fillmore, Holland, Laketown, Olive, Park, Port Sheldon, Zeeland)
- Two Cities (Holland and Zeeland)
- Two Counties (Allegan and Ottawa)
- Two Road Commissions (Allegan and Ottawa)
- MDOT
- MAX Transit

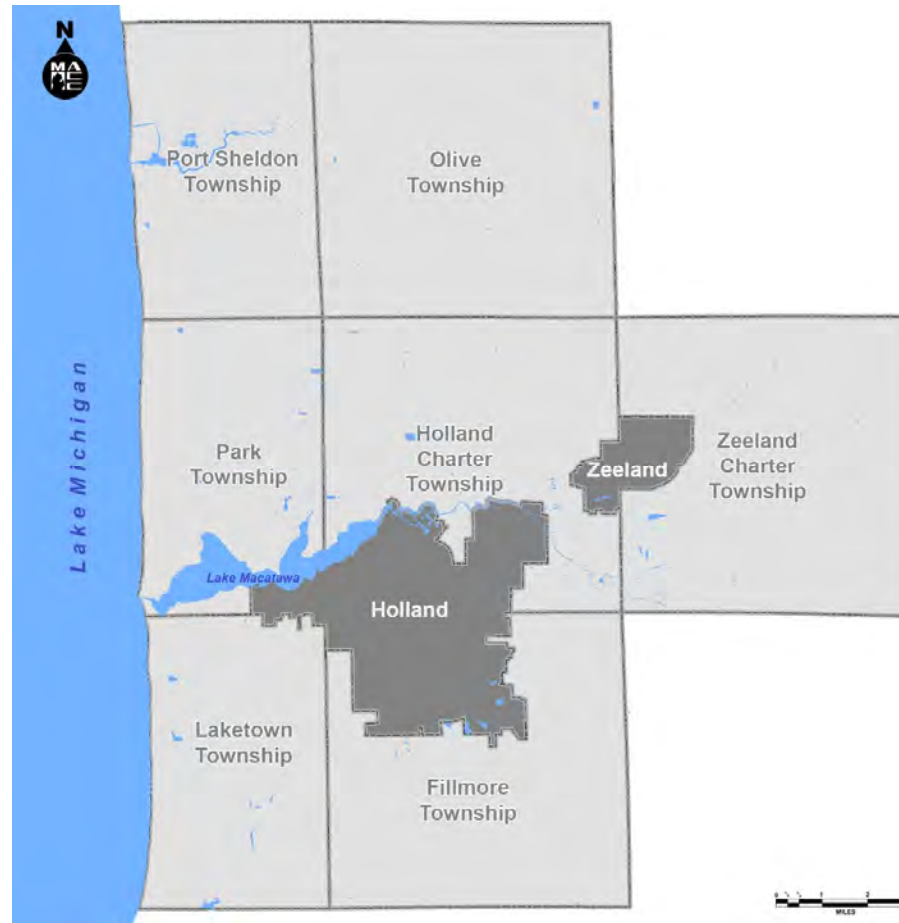
## FILLMORE TOWNSHIP



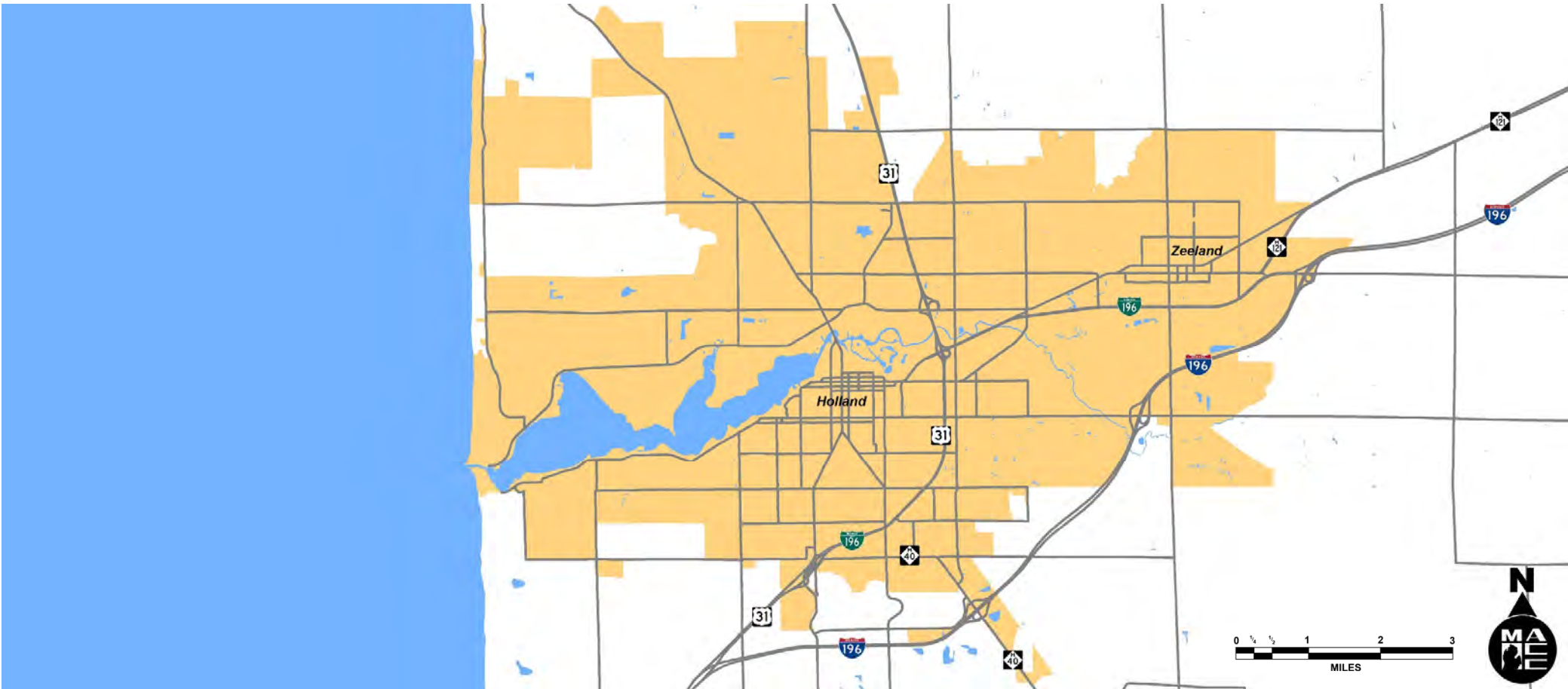
## Laketown Township



# MACC Service Area



# 2020 Census Urban Boundary



# Numbers At A Glance



**127,925**  
Population in 2020



**107.7**  
Miles of Trails  
(Parks)



**294.6**  
Miles of Shared  
Use Paths



**18.4**  
Miles of Lake  
Michigan Frontage



**6,133**  
Acres of Parkland



**50.3%**  
Population Growth  
(1990-2020)




**147.91**  
Square Miles in  
Macatawa Watershed



**210.11**  
Square Miles in  
Land Area

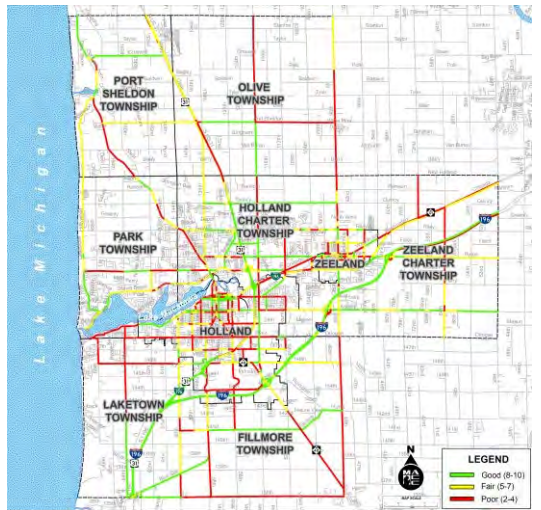
# Products

- Transportation Improvement Program (TIP)
- Long Range Transportation Plan (LRTP)
- Non-Motorized Plan (NMP)
- Unified Work Program (UWP)
- Public Participation Plan (PPP)



# Transportation

- Support Regional Cooperation Among Local Units of Government In Regards to Roads and Non-Motorized Path Networks
- **\$74.9** Million in Regional Projects Through FY2026
- PASER Ratings



**MACC FY2023-2026 Projects/Program Listing**

| Fiscal Year | Proj. Type     | Local Agency | Region  | Project Name | Route                  | Length           | Priority Work Type          | Project Description  | FMS#                              | Fed Estimated Amount | State Estimated Amount | Local Estimated Amount | FMS# | Fed Score | State Score | FMS#           | Fed Score      | State Score  |     |
|-------------|----------------|--------------|---------|--------------|------------------------|------------------|-----------------------------|--|-----------------------------------|----------------------|------------------------|------------------------|------|-----------|-------------|----------------|----------------|--------------|-----|
| 2023        | Transportation | 204910       | Zeeland | MDOT         | Reconcrete             | 0.00             | Traffic Safety              | Install traffic signs, delineate junction systems                        | DCN                               | \$45,370             | \$5,000                | \$0                    | 350  | 95P       | 95P         | \$72,241.00    | \$72,241.00    | \$0          |     |
| 2024        | Local          | 204120       | Zeeland | DCRC         | 6th Ave                | 1.90             | Road Capital                | Preventive Maintenance   | DCN                               | \$210,000            | \$0                    | \$260,000              | 374  | 374       | 374         | \$78,000.00    | \$78,000.00    | \$0          |     |
| 2024        | Local          | 204140       | Zeeland | DCRC         | 8th Street/Chicago Ave | 1.25             | Road Capital                | Preventive Maintenance   | DCN                               | \$100,000            | \$0                    | \$275,000              | 374  | 374       | 374         | \$97,500.00    | \$97,500.00    | \$0          |     |
| 2024        | Local          | 204150       | Zeeland | MACC         | Chrysler Ave           | 0.20             | General                     | Research & Design  | NE                                | \$17,000             | \$0                    | \$4,920                | 374  | 374       | 374         | \$23,250.00    | \$23,250.00    | \$0          |     |
| 2024        | Local          | 204200       | Allegan | Region       | Holland                | 0.10             | Traffic Safety              | Information Improvement  | DCN                               | \$10,000             | \$0                    | \$50,000               | 374  | 374       | 374         | \$30,000.00    | \$30,000.00    | \$0          |     |
| 2024        | Local          | 204210       | Allegan | Region       | Waverly Ave            | 0.20             | Traffic Safety              | Information Improvement  | DCN                               | \$48,121             | \$0                    | \$44,474               | 374  | 374       | 374         | \$35,000.00    | \$35,000.00    | \$0          |     |
| 2024        | Local          | 204220       | Allegan | Region       | 13th Ave               | 4.00             | Road Rehabilitation         | Reconcrete   | DCN                               | \$100,000            | \$0                    | \$40,000               | 374  | 374       | 374         | \$120,000.00   | \$120,000.00   | \$0          |     |
| 2024        | Local          | 204230       | Allegan | Region       | 13th Ave               | 4.00             | Road Rehabilitation         | Reconcrete   | DCN                               | \$40,000             | \$0                    | \$10,000               | 374  | 374       | 374         | \$40,000.00    | \$40,000.00    | \$0          |     |
| 2024        | Local          | 204240       | Zeeland | MACC         | 13th Ave               | 4.00             | Road Rehabilitation         | Reconcrete   | DCN                               | \$40,000             | \$0                    | \$10,000               | 374  | 374       | 374         | \$40,000.00    | \$40,000.00    | \$0          |     |
| 2024        | Local          | 204250       | Zeeland | MACC         | Douglas Ave            | 0.20             | Planning, Research & Design | Clear Air Program  | NE                                | \$30,000             | \$0                    | \$10,000               | 374  | 374       | 374         | \$40,000.00    | \$40,000.00    | \$0          |     |
| 2024        | Local          | 204260       | Zeeland | MACC         | 13th Ave               | 1.00             | New Features                | Non-Motorized Pathways   | DCN                               | \$10,120             | \$0                    | \$26,133               | 374  | 374       | 374         | \$20,000.00    | \$20,000.00    | \$0          |     |
| 2024        | Local          | 204270       | Zeeland | MACC         | 13th Ave               | 1.00             | New Features                | Non-Motorized Pathways   | DCN                               | \$27,800             | \$0                    | \$18,987               | 374  | 374       | 374         | \$50,000.00    | \$50,000.00    | \$0          |     |
| 2024        | Local          | 204280       | Allegan | Region       | CLC                    | 0.24             | New Features                | Non-Motorized Pathways   | DCN                               | \$40,000             | \$0                    | \$26,364               | 374  | 374       | 374         | \$50,000.00    | \$50,000.00    | \$0          |     |
| 2023        | Transportation | 207100       | Zeeland | MDOT         | Programwide            | 1.64             | Traffic Safety              | Comprehensive pavement marking application on townships in Grand Region  | NE                                | \$1,134              | \$176                  | \$0                    | 374  | 374       | 374         | \$2,860,000.00 | \$2,860,000.00 | \$0          |     |
| 2023        | Transportation | 207100       | Zeeland | MDOT         | Programwide            | 1.64             | Traffic Safety              | Comprehensive pavement marking application on townships in Grand Region  | DCN                               | \$333,190            | \$10,910               | \$0                    | 374  | 374       | 374         | \$2,860,000.00 | \$2,860,000.00 | \$0          |     |
| 2023        | Transportation | 207100       | Zeeland | MDOT         | Programwide            | 1.64             | Traffic Safety              | Comprehensive pavement marking application on townships in Grand Region  | NE                                | \$1,134              | \$176                  | \$0                    | 374  | 374       | 374         | \$2,860,000.00 | \$2,860,000.00 | \$0          |     |
| 2023        | Transportation | 207100       | Zeeland | MDOT         | Programwide            | 1.64             | Traffic Safety              | Comprehensive pavement marking application on townships in Grand Region  | DCN                               | \$333,190            | \$10,910               | \$0                    | 374  | 374       | 374         | \$2,860,000.00 | \$2,860,000.00 | \$0          |     |
| 2024        | Transportation | 207210       | Zeeland | WOOD         | Programwide            | 2.97             | Traffic Safety              | Pavement markings retroreflectivity readings on roadways in Grand Region | DCN                               | \$1,814              | \$202                  | \$0                    | 374  | 374       | 374         | \$16,000.00    | \$16,000.00    | \$0          |     |
| 2024        | Multi-Modal    | 207290       | Zeeland | MAX          | Transit Capital        | MAX Service Area | 0.00                        | Transit  | FY23 - 2027 Transit Capital Items | NE                   | \$24,000               | \$98,000               | \$0  | 374       | 374         | 374            | \$330,000.00   | \$330,000.00 | \$0 |
| 2023        | Multi-Modal    | 207290       | Zeeland | MAX          | Transit Capital        | MAX Service Area | 0.00                        | Transit  | FY23 - 2027 Transit Capital Items | NE                   | \$0,000                | \$2,000                | \$0  | 374       | 374         | 374            | \$330,000.00   | \$330,000.00 | \$0 |
| 2023        | Multi-Modal    | 207290       | Zeeland | MAX          | Transit Capital        | MAX Service Area | 0.00                        | Transit  | FY23 - 2027 Transit Capital Items | NE                   | \$0,000                | \$2,000                | \$0  | 374       | 374         | 374            | \$330,000.00   | \$330,000.00 | \$0 |
| 2023        | Multi-Modal    | 207290       | Zeeland | MAX          | Transit Capital        | MAX Service Area | 0.00                        | Transit  | FY23 - 2027 Transit Capital Items | NE                   | \$0,000                | \$2,000                | \$0  | 374       | 374         | 374            | \$330,000.00   | \$330,000.00 | \$0 |
| 2023        | Multi-Modal    | 207290       | Zeeland | MAX          | Transit Capital        | MAX Service Area | 0.00                        | Transit  | FY23 - 2027 Transit Capital Items | NE                   | \$10,000               | \$4,000                | \$0  | 374       | 374         | 374            | \$330,000.00   | \$330,000.00 | \$0 |
| 2023        | Multi-Modal    | 207290       | Zeeland | MAX          | Transit Capital        | MAX Service Area | 0.00                        | Transit  | FY23 - 2027 Transit Capital Items | NE                   | \$10,000               | \$4,000                | \$0  | 374       | 374         | 374            | \$330,000.00   | \$330,000.00 | \$0 |
| 2023        | Multi-Modal    | 207290       | Zeeland | MAX          | Transit Capital        | MAX Service Area | 0.00                        | Transit  | FY23 - 2027 Transit Capital Items | NE                   | \$10,000               | \$4,000                | \$0  | 374       | 374         | 374            | \$330,000.00   | \$330,000.00 | \$0 |
| 2023        | Multi-Modal    | 207290       | Zeeland | MAX          | Transit Capital        | MAX Service Area | 0.00                        | Transit  | FY23 - 2027 Transit Capital Items | NE                   | \$10,000               | \$4,000                | \$0  | 374       | 374         | 374            | \$330,000.00   | \$330,000.00 | \$0 |
| 2023        | Multi-Modal    | 207290       | Zeeland | MAX          | Transit Capital        | MAX Service Area | 0.00                        | Transit  | FY23 - 2027 Transit Capital Items | NE                   | \$10,000               | \$4,000                | \$0  | 374       | 374         | 374            | \$330,000.00   | \$330,000.00 | \$0 |
| 2023        | Multi-Modal    | 207290       | Zeeland | MAX          | Transit Capital        | MAX Service Area | 0.00                        | Transit  | FY23 - 2027 Transit Capital Items | NE                   | \$10,000               | \$4,000                | \$0  | 374       | 374         | 374            | \$330,000.00   | \$330,000.00 | \$0 |
| 2023        | Multi-Modal    | 207290       | Zeeland | MAX          | Transit Capital        | MAX Service Area | 0.00                        | Transit  | FY23 - 2027 Transit Capital Items | NE                   | \$10,000               | \$4,000                | \$0  | 374       | 374         | 374            | \$330,000.00   | \$330,000.00 | \$0 |
| 2023        | Multi-Modal    | 207290       | Zeeland | MAX          | Transit Capital        | MAX Service Area | 0.00                        | Transit  | FY23 - 2027 Transit Capital Items | NE                   | \$10,000               | \$4,000                | \$0  | 374       | 374         | 374            | \$330,000.00   | \$330,000.00 | \$0 |
| 2023        | Multi-Modal    | 207290       | Zeeland | MAX          | Transit Capital        | MAX Service Area | 0.00                        | Transit  | FY23 - 2027 Transit Capital Items | NE                   | \$10,000               | \$4,000                | \$0  | 374       | 374         | 374            | \$330,000.00   | \$330,000.00 | \$0 |
| 2023        | Multi-Modal    | 207290       | Zeeland | MAX          | Transit Capital        | MAX Service Area | 0.00                        | Transit  | FY23 - 2027 Transit Capital Items | NE                   | \$10,000               | \$4,000                | \$0  | 374       | 374         | 374            | \$330,000.00   | \$330,000.00 | \$0 |
| 2023        | Multi-Modal    | 207290       | Zeeland | MAX          | Transit Capital        | MAX Service Area | 0.00                        | Transit  | FY23 - 2027 Transit Capital Items | NE                   | \$10,000               | \$4,000                | \$0  | 374       | 374         | 374            | \$330,000.00   | \$330,000.00 | \$0 |
| 2023        | Multi-Modal    | 207290       | Zeeland | MAX          | Transit Capital        | MAX Service Area | 0.00                        | Transit  | FY23 - 2027 Transit Capital Items | NE                   | \$10,000               | \$4,000                | \$0  | 374       | 374         | 374            | \$330,000.00   | \$330,000.00 | \$0 |
| 2023        | Multi-Modal    | 207290       | Zeeland | MAX          | Transit Capital        | MAX Service Area | 0.00                        | Transit  | FY23 - 2027 Transit Capital Items | NE                   | \$10,000               | \$4,000                | \$0  | 374       | 374         | 374            | \$330,000.00   | \$330,000.00 | \$0 |
| 2023        | Multi-Modal    | 207290       | Zeeland | MAX          | Transit Capital        | MAX Service Area | 0.00                        | Transit  | FY23 - 2027 Transit Capital Items | NE                   | \$10,000               | \$4,000                | \$0  | 374       | 374         | 374            | \$330,000.00   | \$330,000.00 | \$0 |
| 2023        | Multi-Modal    | 207290       | Zeeland | MAX          | Transit Capital        | MAX Service Area | 0.00                        | Transit  | FY23 - 2027 Transit Capital Items | NE                   | \$10,000               | \$4,000                | \$0  | 374       | 374         | 374            | \$330,000.00   | \$330,000.00 | \$0 |
| 2023        | Multi-Modal    | 207290       | Zeeland | MAX          | Transit Capital        | MAX Service Area | 0.00                        | Transit  | FY23 - 2027 Transit Capital Items | NE                   | \$10,000               | \$4,000                | \$0  | 374       | 374         | 374            | \$330,000.00   | \$330,000.00 | \$0 |
| 2023        | Multi-Modal    | 207290       | Zeeland | MAX          | Transit Capital        | MAX Service Area | 0.00                        | Transit  | FY23 - 2027 Transit Capital Items | NE                   | \$10,000               | \$4,000                | \$0  | 374       | 374         | 374            | \$330,000.00   | \$330,000.00 | \$0 |
| 2023        | Multi-Modal    | 207290       | Zeeland | MAX          | Transit Capital        | MAX Service Area | 0.00                        | Transit  | FY23 - 2027 Transit Capital Items | NE                   | \$10,000               | \$4,000                | \$0  | 374       | 374         | 374            | \$330,000.00   | \$330,000.00 | \$0 |
| 2023        | Multi-Modal    | 207290       | Zeeland | MAX          | Transit Capital        | MAX Service Area | 0.00                        | Transit  | FY23 - 2027 Transit Capital Items | NE                   | \$10,000               | \$4,000                | \$0  | 374       | 374         | 374            | \$330,000.00   | \$330,000.00 | \$0 |
| 2023        | Multi-Modal    | 207290       | Zeeland | MAX          | Transit Capital        | MAX Service Area | 0.00                        | Transit  | FY23 - 2027 Transit Capital Items | NE                   | \$10,000               | \$4,000                | \$0  | 374       | 374         | 374            | \$330,000.00   | \$330,000.00 | \$0 |
| 2023        | Multi-Modal    | 207290       | Zeeland | MAX          | Transit Capital        | MAX Service Area | 0.00                        | Transit  | FY23 - 2027 Transit Capital Items | NE                   | \$10,000               | \$4,000                | \$0  | 374       | 374         | 374            | \$330,000.00   | \$330,000.00 | \$0 |
| 2023        | Multi-Modal    | 207290       | Zeeland | MAX          | Transit Capital        | MAX Service Area | 0.00                        | Transit  | FY23 - 2027 Transit Capital Items | NE                   | \$10,000               | \$4,000                | \$0  | 374       | 374         | 374            | \$330,000.00   | \$330,000.00 | \$0 |
| 2023        | Multi-Modal    | 207290       | Zeeland | MAX          | Transit Capital        | MAX Service Area | 0.00                        | Transit  | FY23 - 2027 Transit Capital Items | NE                   | \$10,000               | \$4,000                | \$0  | 374       | 374         | 374            | \$330,000.00   | \$330,000.00 | \$0 |
| 2023        | Multi-Modal    | 207290       | Zeeland | MAX          | Transit Capital        | MAX Service Area | 0.00                        | Transit  | FY23 - 2027 Transit Capital Items | NE                   | \$10,000               | \$4,000                | \$0  | 374       | 374         | 374            | \$330,000.00   | \$330,000.00 | \$0 |
| 2023        | Multi-Modal    | 207290       | Zeeland | MAX          | Transit Capital        | MAX Service Area | 0.00                        | Transit  | FY23 - 2027 Transit Capital Items | NE                   | \$10,000               | \$4,000                | \$0  | 374       | 374         | 374            | \$330,000.00   | \$330,000.00 | \$0 |
| 2023        | Multi-Modal    | 207290       | Zeeland | MAX          | Transit Capital        | MAX Service Area | 0.00                        | Transit  | FY23 - 2027 Transit Capital Items | NE                   | \$10,000               | \$4,000                | \$0  | 374       | 374         | 374            | \$330,000.00   | \$330,000.00 | \$0 |
| 2023        | Multi-Modal    | 207290       | Zeeland | MAX          | Transit Capital        | MAX Service Area | 0.00                        | Transit  | FY23 - 2027 Transit Capital Items | NE                   | \$10,000               | \$4,000                | \$0  | 374       | 374         | 374            | \$330,000.00   | \$330,000.00 | \$0 |
| 2023        | Multi-Modal    | 207290       | Zeeland | MAX          | Transit Capital        | MAX Service Area | 0.00                        | Transit  | FY23 - 2027 Transit Capital Items | NE                   | \$10,000               | \$4,000                | \$0  | 374       | 374         | 374            | \$330,000.00   | \$330,000.00 | \$0 |
| 2023        | Multi-Modal    | 207290       | Zeeland | MAX          | Transit Capital        | MAX Service Area | 0.00                        | Transit  | FY23 - 2027 Transit Capital Items | NE                   | \$10,000               | \$4,000                | \$0  | 374       | 374         | 374            | \$330,000.00   | \$330,000.00 | \$0 |
| 2023        | Multi-Modal    | 207290       | Zeeland | MAX          | Transit Capital        | MAX Service Area | 0.00                        | Transit  | FY23 - 2027 Transit Capital Items | NE                   | \$10,000               | \$4,000                | \$0  | 374       | 374         | 374            | \$330,000.00   | \$330,000.00 | \$0 |
| 2023        | Multi-Modal    | 207290       | Zeeland | MAX          | Transit Capital        | MAX Service Area | 0.00                        | Transit  | FY23 - 2027 Transit Capital Items | NE                   | \$10,000               | \$4,000                | \$0  | 374       | 374         | 374            | \$330,000.00   | \$330,000.00 | \$0 |
| 2023        | Multi-Modal    | 207290       | Zeeland | MAX          | Transit Capital        | MAX Service Area | 0.00                        | Transit  | FY23 - 2027 Transit Capital Items | NE                   | \$10,000               | \$4,000                | \$0  | 374       | 374         | 374            | \$330,000.00   | \$330,000.00 | \$0 |
| 2023        | Multi-Modal    | 207290       | Zeeland | MAX          | Transit Capital        | MAX Service Area | 0.00                        | Transit  | FY23 - 2027 Transit Capital Items | NE                   | \$10,000               | \$4,000                | \$0  | 374       | 374         | 374            | \$330,000.00   | \$330,000.00 | \$0 |
| 2023        | Multi-Modal    | 207290       | Zeeland | MAX          | Transit Capital        | MAX Service Area | 0.00                        | Transit  | FY23 - 2027 Transit Capital Items | NE                   | \$10,000               | \$4,000                | \$0  | 374       | 374         | 374            | \$330,000.00   | \$330,000.00 | \$0 |
| 2023        | Multi-Modal    | 207290       | Zeeland | MAX          | Transit Capital        | MAX Service Area | 0.00                        | Transit  | FY23 - 2027 Transit Capital Items | NE                   | \$10,000               | \$4,000                | \$0  | 374       | 374         | 374            | \$330,000.00   | \$330,000.00 | \$0 |
| 2023        | Multi-Modal    | 207290       | Zeeland | MAX          | Transit Capital        | MAX Service Area | 0.00                        | Transit  | FY23 - 2027 Transit Capital Items | NE                   | \$10,000               | \$4,000                | \$0  | 374       | 374         | 374            | \$330,000.00   | \$330        |     |



# Environmental (2022)

- On Behalf of the MACC, ODC Has Administered Over **\$1 Million** in Grants to Protect Waterways
- Saved **357 Tons** of Sediment From Entering Local Waterways (Ongoing)
- Over **1.2 Million** Gallons of Rain Runoff Treated (Ongoing)
- Supported **46 Clean-Up Events** That Removed **3,661 Pounds** of Trash From Local Waterways



# **Regional Collaboration Through Transportation Decision-Making**

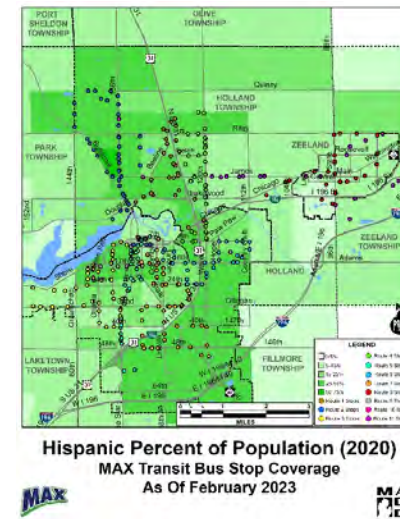
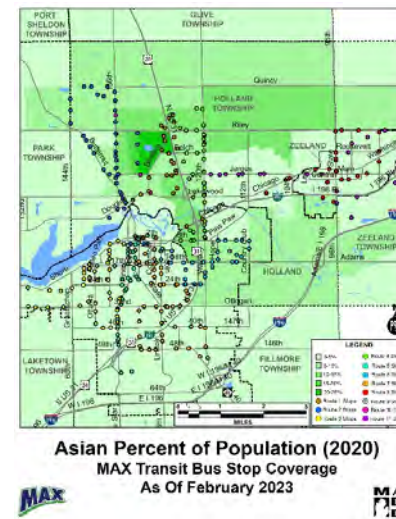
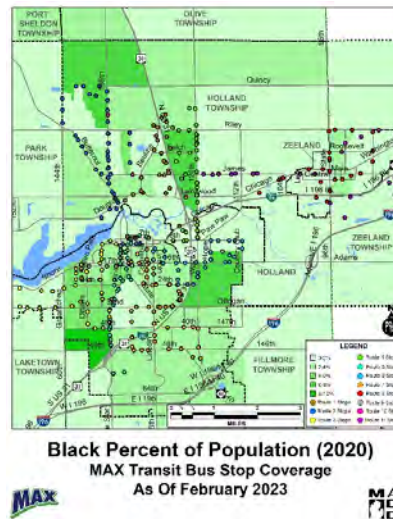
# Business Loop I-196 Study

- No MDOT Money
- We Funded the Study With Member Dues and Planning Money
- We Are Actively Developing Pedestrian Crossing Concepts



# MAX Transit

- MAX Routes/Stops Database
- Comprehensive Route Study
- RAISE Grant Example
  - Made Custom Demographic Maps



# Opportunities

- Land Use Planning
- Housing Needs
- Create a Shared Vision



# Things to Remember

1. Not Enough Road Money to Get the Job Done
2. We Control What We Will Look Like in the Future
3. Placemaking is the Key to Success – It's About PEOPLE!
  1. Housing Stock
  2. Amenities (Parks, Lighting, Sidewalks, Etc.)
  3. Infrastructure That Supports Everyone

**Questions?**



# **Jason Latham**

## **Executive Director**

Macatawa Area Coordinating Council

301 Douglas Avenue

Holland, MI 49424

[jlatham@the-macc.org](mailto:jlatham@the-macc.org)

(616) 395-2688



***Equalization Department***  
***Matthew Woolford, Equalization Director***

---



*Allegan County Services Building, 3283 – 122<sup>nd</sup> Avenue, Allegan, Michigan 49010*  
*Phone: (269)673-0230 Fax(269)673-0312*

October 26, 2023

Honorable Board of Commissioners  
Allegan County  
Allegan, Michigan 49010

The Allegan County Equalization Department has prepared this report booklet. This booklet presents an in-depth analysis of Allegan County tax levies as they relate to County, Townships, Villages, Cities, Local school districts, Intermediate school districts, Community colleges, Library and Authorities. The statutory responsibility of the County Board of Commissioners is contained in Sec. 37 of the General Property Tax Law, Public Act 206 of 1983 as amended, Section 211.1 through 211.157:

Sec. 37. The county board of commissioners, at its annual session in October in each year, shall ascertain and determine the amount of money to be raised for county purposes, and shall apportion the amount, and also the amount of the state tax and indebtedness of the county to the state among the several townships in the county in proportion to the valuation of the taxable real and personal property as determined by the board or as determined by the state tax commission upon appeal in the manner provided by law for that year, which determination and apportionment shall be entered at large on county records. The board shall also examine all certificates, statements, papers, and records submitted to it, showing the money to be raised in the several townships for school, highway, drain, township, and other purposes. It shall hear and duly consider all objections made to raising that money by any taxpayer affected. If it appears to the board that any certificate, statement, paper, or record is not properly certified or is in anyway defective, or that any proceeding to authorize the raising of the money has not been had or is in anyway imperfect, the board shall verify the same, and if the certificate, statement, paper, record, or proceeding can then be corrected, supplied, or had, the board shall authorize and require the defects or omissions of proceedings to be corrected, supplied, or had. The board may refer any or all the certificates, statements, papers, records, and proceedings to the prosecuting attorney, who shall investigate and without delay report in writing his or her opinion to the board. The board shall direct that the money proposed to be raised for township, school, highway, drain, and all other purposes as authorized by law, shall be spread upon the assessment roll of the proper townships, wards, and cities. This action and direction shall be entered in full upon the records of the proceedings of the board, and shall be final as to the levy and assessment of all the taxes, except if there is a change made in the equalization of any county by the state tax commission upon appeal in the manner provided by law. The direction for spread of taxes shall be expressed in terms of millages to be spread against the taxable values of properties and shall not direct the raising of any specific amount of money. This section does not apply when section 36(2) 1 applies.

Amended by P.A. 1994, No. 415, Sub. Sec. 1, Eff. Dec. 29, 1994

Respectfully submitted

*Matthew Woolford*

Matthew Woolford, Director  
Equalization Department

2023  
ALLEGAN COUNTY  
PROPERTY TAX LEVIES - MILLAGES - PROJECTED REVENUES



Allegan County Equalization Department  
3283 122nd Ave  
Allegan Michigan 49010  
Telephone 269 673-0230

## 2023 ALLEGAN COUNTY

### Equalization Department

3283 122nd Ave. Allegan Michigan 49010

Telephone (269) 673-0230

**Date:** 10/26/2023

**To:** Honorable Board of Commissioners

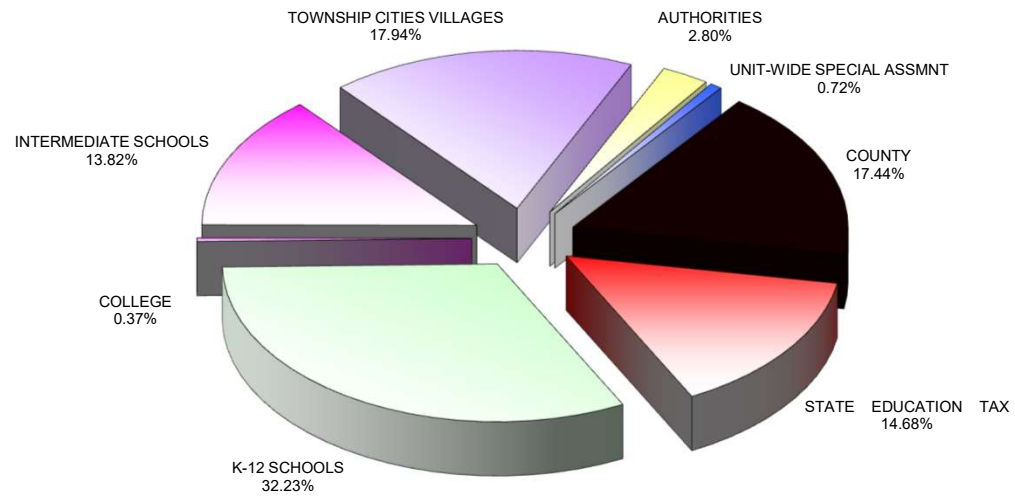
**From:** Matthew Woolford MMAO, Director of Equalization

This report was assembled as a tool to respond to the questions presented to various county offices throughout the year relating to the tax rates on properties within Allegan County. Each user should be cautioned that the rates and revenues shown in this report do **not** include any amounts for special assessments (except unit-wide advalorem special assessments), IFT/CFT/REZ tax levies, tax administration fees, delinquent interest or penalties. While these additional costs may not apply to a particular property, investigation of each property situation is suggested to insure tax cost information.

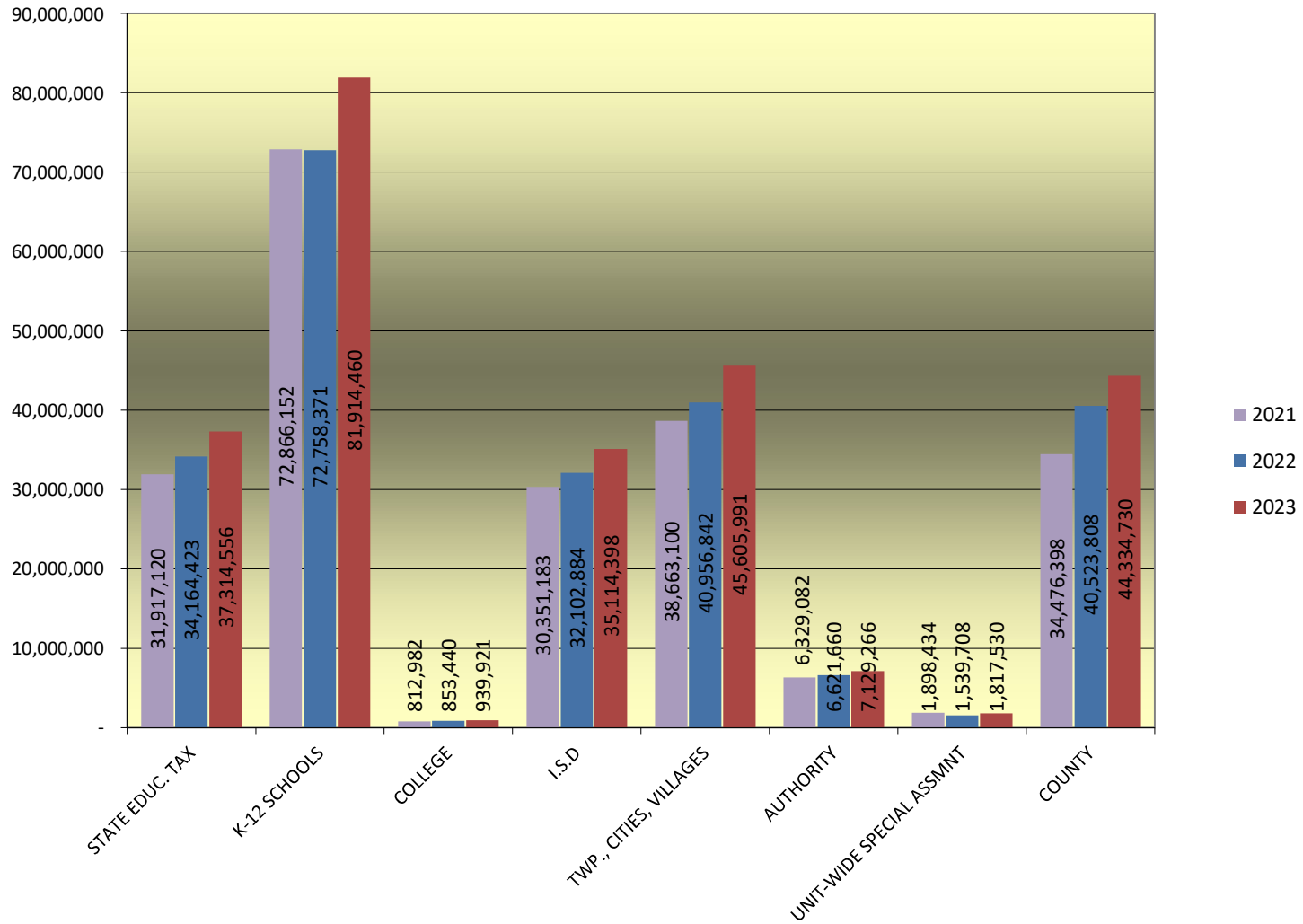
#### TABLE OF CONTENTS

| <u>TOPIC</u>   | <u>PAGES</u> |
|--|--------------|
| Property Tax Revenue Comparison Graphs   | 3 - 4        |
| Certified Property Tax Rates   | 5 - 20       |
| Tabulation of Estimated Dollars by Assessing Unit, School District, Homestead and Non-Homestead            | 21 - 30      |
| School District Tax Dollars by District  | 31 - 32      |
| Intermediate School & Community College Tax Dollars by District  | 33           |
| Libraries, Authorities, Ad Valorem Special Assessment Tax Dollars by District                              | 34           |
| Allegan County Drain Levies by Government Unit   | 35 - 37      |
| State Tax Commission Form 1020 - L4402 Statement Showing Taxable Valuation and Mills Apportioned by Board. | 38 - 46      |
| Certification  | 47           |

**ALLEGAN COUNTY  
2023  
PROPERTY TAX  
SHOWN APPORTIONED BY CATEGORY**



## PROPERTY TAX COMPARISON 2021 - 2023 BY CATEGORY



**2023 ALLEGAN COUNTY  
CERTIFIED PROPERTY TAX RATES  
(PER \$1000 TAXABLE VALUE)**

| STATE CODE         | PUBLIC SCHOOL BY ASSESSING UNIT | K-12 SCHOOLS        |                             |                             |                      |                 | COLLEGE        | INTERMEDIATE SCHOOLS |                 | TWP/CITIES/VILLAGES |                 |          | AUTHORITIES                        |            | AD VALOREM SPECIALS           | COUNTY              |  |                                  |
|--------------------|---------------------------------|---------------------|-----------------------------|-----------------------------|----------------------|-----------------|----------------|----------------------|-----------------|---------------------|-----------------|----------|------------------------------------|------------|-------------------------------|---------------------|--|----------------------------------|
|                    |                                 | STATE EDUCATION TAX | NON-PRINCIPAL RESIDENCE TAX | COMMERCIAL PERSONAL MILLAGE | EXTRA VOTED MILLAGES | DEBT            | GRCC/ LMCC     | ALLOCATED OPERATING  | VOTED OPERATING | ALLOCATED CHARTER   | VOTED OPERATING | DEBT     | VOTED LIBRARIES/PO OL/FIRE/TRANSIT | VOTED DEBT | Unit-wide Special assessments | ALLOCATED OPERATING | COUNTY VOTED ROADS / SENIOR/MEDICAL CARE | TOTAL MILLS (excl.com. Personal) |
| <b>ALLEGAN TWP</b> |                                 |                     |                             |                             |                      |                 |                |                      |                 |                     |                 |          |                                    |            |                               |                     |  |                                  |
| 03030              | Allegan - Sum                   | 6.00000             | -                           | -                           | -                    | -               | -              | -                    | -               | -                   | -               | -        | -                                  | -          | -                             | 5.16190             | -  | 11.16190                         |
|                    | Allegan - Win                   | -                   | -                           | -                           | -                    | 8.53530         | -              | 0.14000              | 4.71640         | 1.04830             | 3.71950         | -        | 1.75390                            | -          | -                             | -                   | 1.80110                                  | 21.71450                         |
|                    | <b>TOTAL - HOMESTEAD</b>        | <b>6.00000</b>      | <b>-</b>                    | <b>-</b>                    | <b>-</b>             | <b>8.53530</b>  | <b>-</b>       | <b>0.14000</b>       | <b>4.71640</b>  | <b>1.04830</b>      | <b>3.71950</b>  | <b>-</b> | <b>1.75390</b>                     | <b>-</b>   | <b>-</b>                      | <b>5.16190</b>      | <b>1.80110</b>                           | <b>32.87640</b>                  |
| 03030              | Allegan - Sum                   | 6.00000             | -                           | -                           | -                    | -               | -              | -                    | -               | -                   | -               | -        | -                                  | -          | -                             | 5.16190             | -  | 11.16190                         |
|                    | Allegan - Win                   | -                   | 18.00000                    | 6.00000                     | -                    | 8.53530         | -              | 0.14000              | 4.71640         | 1.04830             | 3.71950         | -        | 1.75390                            | -          | -                             | -                   | 1.80110                                  | 39.71450                         |
|                    | <b>TOTAL - NON-HOME</b>         | <b>6.00000</b>      | <b>18.00000</b>             | <b>6.00000</b>              | <b>-</b>             | <b>8.53530</b>  | <b>-</b>       | <b>0.14000</b>       | <b>4.71640</b>  | <b>1.04830</b>      | <b>3.71950</b>  | <b>-</b> | <b>1.75390</b>                     | <b>-</b>   | <b>-</b>                      | <b>5.16190</b>      | <b>1.80110</b>                           | <b>50.87640</b>                  |
| 03070              | Hopkins - Sum                   | 6.00000             | -                           | -                           | -                    | -               | -              | -                    | -               | -                   | -               | -        | -                                  | -          | -                             | 5.16190             | -  | 11.16190                         |
|                    | Hopkins - Win                   | -                   | -                           | -                           | 1.54500              | 10.34000        | -              | 0.14000              | 4.71640         | 1.04830             | 3.71950         | -        | 0.55100                            | -          | -                             | -                   | 1.80110                                  | 23.86130                         |
|                    | <b>TOTAL - HOMESTEAD</b>        | <b>6.00000</b>      | <b>-</b>                    | <b>-</b>                    | <b>1.54500</b>       | <b>10.34000</b> | <b>-</b>       | <b>0.14000</b>       | <b>4.71640</b>  | <b>1.04830</b>      | <b>3.71950</b>  | <b>-</b> | <b>0.55100</b>                     | <b>-</b>   | <b>-</b>                      | <b>5.16190</b>      | <b>1.80110</b>                           | <b>35.02320</b>                  |
| 03070              | Hopkins - Sum                   | 6.00000             | -                           | -                           | -                    | -               | -              | -                    | -               | -                   | -               | -        | -                                  | -          | -                             | 5.16190             | -  | 11.16190                         |
|                    | Hopkins - Win                   | -                   | 18.00000                    | 6.00000                     | 1.54500              | 10.34000        | -              | 0.14000              | 4.71640         | 1.04830             | 3.71950         | -        | 0.55100                            | -          | -                             | -                   | 1.80110                                  | 41.86130                         |
|                    | <b>TOTAL - NON-HOME</b>         | <b>6.00000</b>      | <b>18.00000</b>             | <b>6.00000</b>              | <b>1.54500</b>       | <b>10.34000</b> | <b>-</b>       | <b>0.14000</b>       | <b>4.71640</b>  | <b>1.04830</b>      | <b>3.71950</b>  | <b>-</b> | <b>0.55100</b>                     | <b>-</b>   | <b>-</b>                      | <b>5.16190</b>      | <b>1.80110</b>                           | <b>53.02320</b>                  |
| <b>CASCO TWP</b>   |                                 |                     |                             |                             |                      |                 |                |                      |                 |                     |                 |          |                                    |            |                               |                     |  |                                  |
| 80090              | Bloomingtondale - Sum           | -                   | -                           | -                           | -                    | -               | -              | -                    | -               | -                   | -               | -        | -                                  | -          | -                             | 5.16190             | -  | 5.16190                          |
|                    | Bloomingtondale - Win           | 6.00000             | -                           | -                           | -                    | 7.70000         | -              | 0.14000              | 6.67320         | 1.04710             | 5.41770         | -        | 0.56000                            | -          | -                             | -                   | 1.80110                                  | 29.33910                         |
|                    | <b>TOTAL - HOMESTEAD</b>        | <b>6.00000</b>      | <b>-</b>                    | <b>-</b>                    | <b>-</b>             | <b>7.70000</b>  | <b>-</b>       | <b>0.14000</b>       | <b>6.67320</b>  | <b>1.04710</b>      | <b>5.41770</b>  | <b>-</b> | <b>0.56000</b>                     | <b>-</b>   | <b>-</b>                      | <b>5.16190</b>      | <b>1.80110</b>                           | <b>34.50100</b>                  |
| 80090              | Bloomingtondale - Sum           | -                   | -                           | -                           | -                    | -               | -              | -                    | -               | -                   | -               | -        | -                                  | -          | -                             | 5.16190             | -  | 5.16190                          |
|                    | Bloomingtondale - Win           | 6.00000             | 18.00000                    | 6.00000                     | -                    | 7.70000         | -              | 0.14000              | 6.67320         | 1.04710             | 5.41770         | -        | 0.56000                            | -          | -                             | -                   | 1.80110                                  | 47.33910                         |
|                    | <b>TOTAL - NON-HOME</b>         | <b>6.00000</b>      | <b>18.00000</b>             | <b>6.00000</b>              | <b>-</b>             | <b>7.70000</b>  | <b>-</b>       | <b>0.14000</b>       | <b>6.67320</b>  | <b>1.04710</b>      | <b>5.41770</b>  | <b>-</b> | <b>0.56000</b>                     | <b>-</b>   | <b>-</b>                      | <b>5.16190</b>      | <b>1.80110</b>                           | <b>52.50100</b>                  |
| 03050              | Fennville - Sum                 | 6.00000             | -                           | -                           | -                    | -               | -              | -                    | -               | -                   | -               | -        | -                                  | -          | -                             | 5.16190             | -  | 11.16190                         |
|                    | Fennville - Win                 | -                   | -                           | -                           | 0.48850              | 6.70000         | -              | 0.14000              | 4.71640         | 1.04710             | 5.41770         | -        | 0.56000                            | -          | -                             | -                   | 1.80110                                  | 20.87080                         |
|                    | <b>TOTAL - HOMESTEAD</b>        | <b>6.00000</b>      | <b>-</b>                    | <b>-</b>                    | <b>0.48850</b>       | <b>6.70000</b>  | <b>-</b>       | <b>0.14000</b>       | <b>4.71640</b>  | <b>1.04710</b>      | <b>5.41770</b>  | <b>-</b> | <b>0.56000</b>                     | <b>-</b>   | <b>-</b>                      | <b>5.16190</b>      | <b>1.80110</b>                           | <b>32.03270</b>                  |
| 03050              | Fennville - Sum                 | 6.00000             | -                           | -                           | -                    | -               | -              | -                    | -               | -                   | -               | -        | -                                  | -          | -                             | 5.16190             | -  | 11.16190                         |
|                    | Fennville - Win                 | -                   | 18.00000                    | 6.00000                     | 0.48850              | 6.70000         | -              | 0.14000              | 4.71640         | 1.04710             | 5.41770         | -        | 0.56000                            | -          | -                             | -                   | 1.80110                                  | 38.87080                         |
|                    | <b>TOTAL - NON-HOME</b>         | <b>6.00000</b>      | <b>18.00000</b>             | <b>6.00000</b>              | <b>0.48850</b>       | <b>6.70000</b>  | <b>-</b>       | <b>0.14000</b>       | <b>4.71640</b>  | <b>1.04710</b>      | <b>5.41770</b>  | <b>-</b> | <b>0.56000</b>                     | <b>-</b>   | <b>-</b>                      | <b>5.16190</b>      | <b>1.80110</b>                           | <b>50.03270</b>                  |
| 03440              | Glenn - Sum                     | 6.00000             | -                           | -                           | -                    | -               | -              | -                    | -               | -                   | -               | -        | -                                  | -          | -                             | 5.16190             | -  | 11.16190                         |
|                    | Glenn - Win                     | -                   | -                           | -                           | -                    | 0.88000         | -              | 0.14000              | 4.71640         | 1.04710             | 5.41770         | -        | 0.56000                            | -          | -                             | -                   | 1.80110                                  | 14.56230                         |
|                    | <b>TOTAL - HOMESTEAD</b>        | <b>6.00000</b>      | <b>-</b>                    | <b>-</b>                    | <b>-</b>             | <b>0.88000</b>  | <b>-</b>       | <b>0.14000</b>       | <b>4.71640</b>  | <b>1.04710</b>      | <b>5.41770</b>  | <b>-</b> | <b>0.56000</b>                     | <b>-</b>   | <b>-</b>                      | <b>5.16190</b>      | <b>1.80110</b>                           | <b>25.72420</b>                  |
| 03440              | Glenn - Sum                     | 6.00000             | -                           | -                           | -                    | -               | -              | -                    | -               | -                   | -               | -        | -                                  | -          | -                             | 5.16190             | -  | 11.16190                         |
|                    | Glenn - Win                     | -                   | 18.00000                    | 6.00000                     | -                    | 0.88000         | -              | 0.14000              | 4.71640         | 1.04710             | 5.41770         | -        | 0.56000                            | -          | -                             | -                   | 1.80110                                  | 32.56230                         |
|                    | <b>TOTAL - NON-HOME</b>         | <b>6.00000</b>      | <b>18.00000</b>             | <b>6.00000</b>              | <b>-</b>             | <b>0.88000</b>  | <b>-</b>       | <b>0.14000</b>       | <b>4.71640</b>  | <b>1.04710</b>      | <b>5.41770</b>  | <b>-</b> | <b>0.56000</b>                     | <b>-</b>   | <b>-</b>                      | <b>5.16190</b>      | <b>1.80110</b>                           | <b>43.72420</b>                  |
| 80010              | South Haven - Sum               | 6.00000             | -                           | -                           | -                    | 4.50000         | 2.26540        | -                    | -               | -                   | -               | -        | -                                  | -          | -                             | 5.16190             | -  | 17.92730                         |
|                    | South Haven - Win               | -                   | -                           | -                           | -                    | -               | -              | 0.14000              | 6.67320         | 1.04710             | 5.41770         | -        | 0.56000                            | -          | -                             | -                   | 1.80110                                  | 15.63910                         |
|                    | <b>TOTAL - HOMESTEAD</b>        | <b>6.00000</b>      | <b>-</b>                    | <b>-</b>                    | <b>-</b>             | <b>4.50000</b>  | <b>2.26540</b> | <b>0.14000</b>       | <b>6.67320</b>  | <b>1.04710</b>      | <b>5.41770</b>  | <b>-</b> | <b>0.56000</b>                     | <b>-</b>   | <b>-</b>                      | <b>5.16190</b>      | <b>1.80110</b>                           | <b>33.56640</b>                  |
| 80010              | South Haven - Sum               | 6.00000             | 18.00000                    | 6.00000                     | -                    | 4.50000         | 2.26540        | -                    | -               | -                   | -               | -        | -                                  | -          | -                             | 5.16190             | -  | 35.92730                         |
|                    | South Haven - Win               | -                   | -                           | -                           | -                    | -               | -              | 0.14000              | 6.67320         | 1.04710             | 5.41770         | -        | 0.56000                            | -          | -                             | -                   | 1.80110                                  | 15.63910                         |
|                    | <b>TOTAL - NON-HOME</b>         | <b>6.00000</b>      | <b>18.00000</b>             | <b>6.00000</b>              | <b>-</b>             | <b>4.50000</b>  | <b>2.26540</b> | <b>0.14000</b>       | <b>6.67320</b>  | <b>1.04710</b>      | <b>5.41770</b>  | <b>-</b> | <b>0.56000</b>                     | <b>-</b>   | <b>-</b>                      | <b>5.16190</b>      | <b>1.80110</b>                           | <b>51.56640</b>                  |

**2023 ALLEGAN COUNTY  
CERTIFIED PROPERTY TAX RATES  
(PER \$1000 TAXABLE VALUE)**

| STATE CODE | PUBLIC SCHOOL BY ASSESSING UNIT | K-12 SCHOOLS        |                             |                             |                      |                 | COLLEGE        | INTERMEDIATE SCHOOLS |                 | TWP/CITIES/VILLAGES |                 |          | AUTHORITIES                       |            | AD VALOREM SPECIALS           | COUNTY              |  |                                  |  |
|------------|---------------------------------|---------------------|-----------------------------|-----------------------------|----------------------|-----------------|----------------|----------------------|-----------------|---------------------|-----------------|----------|-----------------------------------|------------|-------------------------------|---------------------|--|----------------------------------|--|
|            |                                 | STATE EDUCATION TAX | NON-PRINCIPAL RESIDENCE TAX | COMMERCIAL PERSONAL MILLAGE | EXTRA VOTED MILLAGES | DEBT            | GRCC/LMCC      | ALLOCATED OPERATING  | VOTED OPERATING | ALLOCATED CHARTER   | VOTED OPERATING | DEBT     | VOTED LIBRARIES/POOL/FIRE/TRANSIT | VOTED DEBT | Unit-wide Special assessments | ALLOCATED OPERATING | COUNTY VOTED ROADS / SENIOR/MEDICAL CARE | TOTAL MILLS (excl.com. Personal) |  |
|            | <b>CHESHIRE TWP</b>             |                     |                             |                             |                      |                 |                |                      |                 |                     |                 |          |                                   |            |                               |                     |  |                                  |  |
| 03030      | Allegan - Sum                   | 6.00000             | -                           | -                           | -                    | -               | -              | -                    | -               | -                   | -               | -        | -                                 | -          | -                             | 5.16190             | -  | 11.16190                         |  |
|            | Allegan - Win                   | -                   | -                           | -                           | -                    | 8.53530         | -              | 0.14000              | 4.71640         | 1.03590             | 4.99400         | -        | 1.75390                           | -          | -                             | -                   | 1.80110                                  | 22.97660                         |  |
|            | <b>TOTAL - HOMESTEAD</b>        | <b>6.00000</b>      | <b>-</b>                    | <b>-</b>                    | <b>-</b>             | <b>8.53530</b>  | <b>-</b>       | <b>0.14000</b>       | <b>4.71640</b>  | <b>1.03590</b>      | <b>4.99400</b>  | <b>-</b> | <b>1.75390</b>                    | <b>-</b>   | <b>-</b>                      | <b>5.16190</b>      | <b>1.80110</b>                           | <b>34.13850</b>                  |  |
| 03030      | Allegan - Sum                   | 6.00000             | -                           | -                           | -                    | -               | -              | -                    | -               | -                   | -               | -        | -                                 | -          | -                             | 5.16190             | -  | 11.16190                         |  |
|            | Allegan - Win                   | -                   | 18.00000                    | 6.00000                     | -                    | 8.53530         | -              | 0.14000              | 4.71640         | 1.03590             | 4.99400         | -        | 1.75390                           | -          | -                             | -                   | 1.80110                                  | 40.97660                         |  |
|            | <b>TOTAL - NON-HOME</b>         | <b>6.00000</b>      | <b>18.00000</b>             | <b>6.00000</b>              | <b>-</b>             | <b>8.53530</b>  | <b>-</b>       | <b>0.14000</b>       | <b>4.71640</b>  | <b>1.03590</b>      | <b>4.99400</b>  | <b>-</b> | <b>1.75390</b>                    | <b>-</b>   | <b>-</b>                      | <b>5.16190</b>      | <b>1.80110</b>                           | <b>52.13850</b>                  |  |
| 80090      | Bloomingtondale - Sum           | -                   | -                           | -                           | -                    | -               | -              | -                    | -               | -                   | -               | -        | -                                 | -          | -                             | 5.16190             | -  | 5.16190                          |  |
|            | Bloomingtondale - Win           | 6.00000             | -                           | -                           | -                    | 7.70000         | -              | 0.14000              | 6.67320         | 1.03590             | 4.99400         | -        | -                                 | -          | -                             | -                   | 1.80110                                  | 28.34420                         |  |
|            | <b>TOTAL - HOMESTEAD</b>        | <b>6.00000</b>      | <b>-</b>                    | <b>-</b>                    | <b>-</b>             | <b>7.70000</b>  | <b>-</b>       | <b>0.14000</b>       | <b>6.67320</b>  | <b>1.03590</b>      | <b>4.99400</b>  | <b>-</b> | <b>-</b>                          | <b>-</b>   | <b>-</b>                      | <b>5.16190</b>      | <b>1.80110</b>                           | <b>33.50610</b>                  |  |
| 80090      | Bloomingtondale - Sum           | -                   | -                           | -                           | -                    | -               | -              | -                    | -               | -                   | -               | -        | -                                 | -          | -                             | 5.16190             | -  | 5.16190                          |  |
|            | Bloomingtondale - Win           | 6.00000             | 18.00000                    | 6.00000                     | -                    | 7.70000         | -              | 0.14000              | 6.67320         | 1.03590             | 4.99400         | -        | -                                 | -          | -                             | -                   | 1.80110                                  | 46.34420                         |  |
|            | <b>TOTAL - NON-HOME</b>         | <b>6.00000</b>      | <b>18.00000</b>             | <b>6.00000</b>              | <b>-</b>             | <b>7.70000</b>  | <b>-</b>       | <b>0.14000</b>       | <b>6.67320</b>  | <b>1.03590</b>      | <b>4.99400</b>  | <b>-</b> | <b>-</b>                          | <b>-</b>   | <b>-</b>                      | <b>5.16190</b>      | <b>1.80110</b>                           | <b>51.50610</b>                  |  |
|            | <b>CLYDE TWP</b>                |                     |                             |                             |                      |                 |                |                      |                 |                     |                 |          |                                   |            |                               |                     |  |                                  |  |
| 03050      | Fennville - Sum                 | 6.00000             | -                           | -                           | -                    | -               | -              | -                    | -               | -                   | -               | -        | -                                 | -          | -                             | 5.16190             | -  | 11.16190                         |  |
|            | Fennville - Win                 | -                   | -                           | -                           | 0.48850              | 6.70000         | -              | 0.14000              | 4.71640         | 1.02830             | 4.51720         | -        | 0.56000                           | -          | -                             | -                   | 1.80110                                  | 19.95150                         |  |
|            | <b>TOTAL - HOMESTEAD</b>        | <b>6.00000</b>      | <b>-</b>                    | <b>-</b>                    | <b>0.48850</b>       | <b>6.70000</b>  | <b>-</b>       | <b>0.14000</b>       | <b>4.71640</b>  | <b>1.02830</b>      | <b>4.51720</b>  | <b>-</b> | <b>0.56000</b>                    | <b>-</b>   | <b>-</b>                      | <b>5.16190</b>      | <b>1.80110</b>                           | <b>31.11340</b>                  |  |
| 03050      | Fennville - Sum                 | 6.00000             | -                           | -                           | -                    | -               | -              | -                    | -               | -                   | -               | -        | -                                 | -          | -                             | 5.16190             | -  | 11.16190                         |  |
|            | Fennville - Win                 | -                   | 18.00000                    | 6.00000                     | 0.48850              | 6.70000         | -              | 0.14000              | 4.71640         | 1.02830             | 4.51720         | -        | 0.56000                           | -          | -                             | -                   | 1.80110                                  | 37.95150                         |  |
|            | <b>TOTAL - NON-HOME</b>         | <b>6.00000</b>      | <b>18.00000</b>             | <b>6.00000</b>              | <b>0.48850</b>       | <b>6.70000</b>  | <b>-</b>       | <b>0.14000</b>       | <b>4.71640</b>  | <b>1.02830</b>      | <b>4.51720</b>  | <b>-</b> | <b>0.56000</b>                    | <b>-</b>   | <b>-</b>                      | <b>5.16190</b>      | <b>1.80110</b>                           | <b>49.11340</b>                  |  |
|            | <b>DORR TWP</b>                 |                     |                             |                             |                      |                 |                |                      |                 |                     |                 |          |                                   |            |                               |                     |  |                                  |  |
| 41040      | Byron Ctr/Hopkins Debt - Sur    | 6.00000             | -                           | -                           | 0.48470              | -               | -              | 0.08560              | 5.35910         | -                   | -               | -        | -                                 | -          | -                             | 5.16190             | -  | 17.09130                         |  |
|            | Byron Ctr/Hopkins Debt - Win    | -                   | -                           | -                           | 0.48470              | 10.34000        | 1.70850        | -                    | -               | 0.71980             | 3.94670         | -        | -                                 | -          | -                             | -                   | 1.80110                                  | 19.00080                         |  |
|            | <b>TOTAL - HOMESTEAD</b>        | <b>6.00000</b>      | <b>-</b>                    | <b>-</b>                    | <b>0.96940</b>       | <b>10.34000</b> | <b>1.70850</b> | <b>0.08560</b>       | <b>5.35910</b>  | <b>0.71980</b>      | <b>3.94670</b>  | <b>-</b> | <b>-</b>                          | <b>-</b>   | <b>-</b>                      | <b>5.16190</b>      | <b>1.80110</b>                           | <b>36.09210</b>                  |  |
| 41040      | Byron Ctr/Hopkins Debt - Sur    | 6.00000             | 9.00000                     | 3.00000                     | 0.48470              | -               | -              | 0.08560              | 5.35910         | -                   | -               | -        | -                                 | -          | -                             | 5.16190             | -  | 26.09130                         |  |
|            | Byron Ctr/Hopkins Debt - Win    | -                   | 9.00000                     | 3.00000                     | 0.48470              | 10.34000        | 1.70850        | -                    | -               | 0.71980             | 3.94670         | -        | -                                 | -          | -                             | -                   | 1.80110                                  | 28.00080                         |  |
|            | <b>TOTAL - NON-HOME</b>         | <b>6.00000</b>      | <b>18.00000</b>             | <b>6.00000</b>              | <b>0.96940</b>       | <b>10.34000</b> | <b>1.70850</b> | <b>0.08560</b>       | <b>5.35910</b>  | <b>0.71980</b>      | <b>3.94670</b>  | <b>-</b> | <b>-</b>                          | <b>-</b>   | <b>-</b>                      | <b>5.16190</b>      | <b>1.80110</b>                           | <b>54.09210</b>                  |  |
| 03070      | Hopkins - Sum                   | 6.00000             | -                           | -                           | -                    | -               | -              | -                    | -               | -                   | -               | -        | -                                 | -          | -                             | 5.16190             | -  | 11.16190                         |  |
|            | Hopkins - Win                   | -                   | -                           | -                           | 1.54500              | 10.34000        | -              | 0.14000              | 4.71640         | 0.71980             | 3.94670         | -        | -                                 | -          | -                             | -                   | 1.80110                                  | 23.20900                         |  |
|            | <b>TOTAL - HOMESTEAD</b>        | <b>6.00000</b>      | <b>-</b>                    | <b>-</b>                    | <b>1.54500</b>       | <b>10.34000</b> | <b>-</b>       | <b>0.14000</b>       | <b>4.71640</b>  | <b>0.71980</b>      | <b>3.94670</b>  | <b>-</b> | <b>-</b>                          | <b>-</b>   | <b>-</b>                      | <b>5.16190</b>      | <b>1.80110</b>                           | <b>34.37090</b>                  |  |
| 03070      | Hopkins - Sum                   | 6.00000             | -                           | -                           | -                    | -               | -              | -                    | -               | -                   | -               | -        | -                                 | -          | -                             | 5.16190             | -  | 11.16190                         |  |
|            | Hopkins - Win                   | -                   | 18.00000                    | 6.00000                     | 1.54500              | 10.34000        | -              | 0.14000              | 4.71640         | 0.71980             | 3.94670         | -        | -                                 | -          | -                             | -                   | 1.80110                                  | 41.20900                         |  |
|            | <b>TOTAL - NON-HOME</b>         | <b>6.00000</b>      | <b>18.00000</b>             | <b>6.00000</b>              | <b>1.54500</b>       | <b>10.34000</b> | <b>-</b>       | <b>0.14000</b>       | <b>4.71640</b>  | <b>0.71980</b>      | <b>3.94670</b>  | <b>-</b> | <b>-</b>                          | <b>-</b>   | <b>-</b>                      | <b>5.16190</b>      | <b>1.80110</b>                           | <b>52.37090</b>                  |  |
| 03040      | Wayland - Sum                   | 6.00000             | -                           | -                           | -                    | 4.20000         | -              | -                    | -               | -                   | -               | -        | -                                 | -          | -                             | 5.16190             | -  | 15.36190                         |  |
|            | Wayland - Win                   | -                   | -                           | -                           | -                    | 4.20000         | -              | 0.14000              | 4.71640         | 0.71980             | 3.94670         | -        | -                                 | -          | -                             | -                   | 1.80110                                  | 15.52400                         |  |
|            | <b>TOTAL - HOMESTEAD</b>        | <b>6.00000</b>      | <b>-</b>                    | <b>-</b>                    | <b>-</b>             | <b>8.40000</b>  | <b>-</b>       | <b>0.14000</b>       | <b>4.71640</b>  | <b>0.71980</b>      | <b>3.94670</b>  | <b>-</b> | <b>-</b>                          | <b>-</b>   | <b>-</b>                      | <b>5.16190</b>      | <b>1.80110</b>                           | <b>30.88590</b>                  |  |
| 03040      | Wayland - Sum                   | 6.00000             | 9.00000                     | 3.00000                     | -                    | 4.20000         | -              | -                    | -               | -                   | -               | -        | -                                 | -          | -                             | 5.16190             | -  | 24.36190                         |  |
|            | Wayland - Win                   | -                   | 9.00000                     | 3.00000                     | -                    | 4.20000         | -              | 0.14000              | 4.71640         | 0.71980             | 3.94670         | -        | -                                 | -          | -                             | -                   | 1.80110                                  | 24.52400                         |  |
|            | <b>TOTAL - NON-HOME</b>         | <b>6.00000</b>      | <b>18.00000</b>             | <b>6.00000</b>              | <b>-</b>             | <b>8.40000</b>  | <b>-</b>       | <b>0.14000</b>       | <b>4.71640</b>  | <b>0.71980</b>      | <b>3.94670</b>  | <b>-</b> | <b>-</b>                          | <b>-</b>   | <b>-</b>                      | <b>5.16190</b>      | <b>1.80110</b>                           | <b>48.88590</b>                  |  |

**2023 ALLEGAN COUNTY  
CERTIFIED PROPERTY TAX RATES  
(PER \$1000 TAXABLE VALUE)**

| STATE CODE | PUBLIC SCHOOL BY ASSESSING UNIT | K-12 SCHOOLS        |                             |                             |                      |                | COLLEGE    | INTERMEDIATE SCHOOLS |                 | TWP/CITIES/VILLAGES |                 |          | AUTHORITIES                               |                | AD VALOREM SPECIALS           | COUNTY              |  |                                  |
|------------|---------------------------------|---------------------|-----------------------------|-----------------------------|----------------------|----------------|------------|----------------------|-----------------|---------------------|-----------------|----------|---|----------------|-------------------------------|---------------------|--|----------------------------------|
|            |                                 | STATE EDUCATION TAX | NON-PRINCIPAL RESIDENCE TAX | COMMERCIAL PERSONAL MILLAGE | EXTRA VOTED MILLAGES | DEBT           | GRCC/ LMCC | ALLOCATED OPERATING  | VOTED OPERATING | ALLOCATED CHARTER   | VOTED OPERATING | DEBT     | VOTED LIBRARIES/PO<br>OL/FIRE/TRANS<br>IT | VOTED DEBT     | Unit-wide Special assessments | ALLOCATED OPERATING | COUNTY VOTED ROADS / SENIOR/MEDICAL CARE | TOTAL MILLS (excl.com. Personal) |
|            | <b>FILLMORE TWP</b>             |                     |                             |                             |                      |                |            |                      |                 |                     |                 |          |   |                |                               |                     |  |                                  |
| 03100      | Hamilton - Sum                  | 6.00000             | -                           | -                           | -                    | 2.17500        | -          | 0.11760              | 6.03700         | -                   | -               | -        | -   | -              | -                             | 5.16190             | -  | 19.49150                         |
|            | Hamilton - Win                  | -                   | -                           | -                           | -                    | 2.17500        | -          | -                    | -               | 1.05990             | 5.89070         | -        | -   | -              | -                             | -                   | 1.80110                                  | 10.92670                         |
|            | <b>TOTAL - HOMESTEAD</b>        | <b>6.00000</b>      | <b>-</b>                    | <b>-</b>                    | <b>-</b>             | <b>4.35000</b> | <b>-</b>   | <b>0.11760</b>       | <b>6.03700</b>  | <b>1.05990</b>      | <b>5.89070</b>  | <b>-</b> | <b>-</b>                                  | <b>-</b>       | <b>-</b>                      | <b>5.16190</b>      | <b>1.80110</b>                           | <b>30.41820</b>                  |
| 03100      | Hamilton - Sum                  | 6.00000             | 9.00000                     | 3.00000                     | -                    | 2.17500        | -          | 0.11760              | 6.03700         | -                   | -               | -        | -   | -              | -                             | 5.16190             | -  | 28.49150                         |
|            | Hamilton - Win                  | -                   | 9.00000                     | 3.00000                     | -                    | 2.17500        | -          | -                    | -               | 1.05990             | 5.89070         | -        | -   | -              | -                             | -                   | 1.80110                                  | 19.92670                         |
|            | <b>TOTAL - NON-HOME</b>         | <b>6.00000</b>      | <b>18.00000</b>             | <b>6.00000</b>              | <b>-</b>             | <b>4.35000</b> | <b>-</b>   | <b>0.11760</b>       | <b>6.03700</b>  | <b>1.05990</b>      | <b>5.89070</b>  | <b>-</b> | <b>-</b>                                  | <b>-</b>       | <b>-</b>                      | <b>5.16190</b>      | <b>1.80110</b>                           | <b>48.41820</b>                  |
| 70350      | Zeeland - Sum                   | 6.00000             | -                           | -                           | 0.74010              | 3.72500        | -          | 0.11760              | 6.03700         | -                   | -               | -        | -   | -              | -                             | 5.16190             | -  | 21.78160                         |
|            | Zeeland - Win                   | -                   | -                           | -                           | 0.74010              | 3.72500        | -          | -                    | -               | 1.05990             | 5.89070         | -        | -   | -              | -                             | -                   | 1.80110                                  | 13.21680                         |
|            | <b>TOTAL - HOMESTEAD</b>        | <b>6.00000</b>      | <b>-</b>                    | <b>-</b>                    | <b>1.48020</b>       | <b>7.45000</b> | <b>-</b>   | <b>0.11760</b>       | <b>6.03700</b>  | <b>1.05990</b>      | <b>5.89070</b>  | <b>-</b> | <b>-</b>                                  | <b>-</b>       | <b>-</b>                      | <b>5.16190</b>      | <b>1.80110</b>                           | <b>34.99840</b>                  |
| 70350      | Zeeland - Sum                   | 6.00000             | 9.00000                     | 3.00000                     | 0.74010              | 3.72500        | -          | 0.11760              | 6.03700         | -                   | -               | -        | -   | -              | -                             | 5.16190             | -  | 30.78160                         |
|            | Zeeland - Win                   | -                   | 9.00000                     | 3.00000                     | 0.74010              | 3.72500        | -          | -                    | -               | 1.05990             | 5.89070         | -        | -   | -              | -                             | -                   | 1.80110                                  | 22.21680                         |
|            | <b>TOTAL - NON-HOME</b>         | <b>6.00000</b>      | <b>18.00000</b>             | <b>6.00000</b>              | <b>1.48020</b>       | <b>7.45000</b> | <b>-</b>   | <b>0.11760</b>       | <b>6.03700</b>  | <b>1.05990</b>      | <b>5.89070</b>  | <b>-</b> | <b>-</b>                                  | <b>-</b>       | <b>-</b>                      | <b>5.16190</b>      | <b>1.80110</b>                           | <b>52.99840</b>                  |
|            | <b>GANGES TWP</b>               |                     |                             |                             |                      |                |            |                      |                 |                     |                 |          |   |                |                               |                     |  |                                  |
| 03050      | Fennville - Sum                 | 6.00000             | -                           | -                           | -                    | -              | -          | -                    | -               | -                   | -               | -        | -   | -              | -                             | 5.16190             | -  | 11.16190                         |
|            | Fennville - Win                 | -                   | -                           | -                           | 0.48850              | 6.70000        | -          | 0.14000              | 4.71640         | 0.48390             | 3.24400         | -        | 0.56000                                   | -              | -                             | -                   | 1.80110                                  | 18.13390                         |
|            | <b>TOTAL - HOMESTEAD</b>        | <b>6.00000</b>      | <b>-</b>                    | <b>-</b>                    | <b>0.48850</b>       | <b>6.70000</b> | <b>-</b>   | <b>0.14000</b>       | <b>4.71640</b>  | <b>0.48390</b>      | <b>3.24400</b>  | <b>-</b> | <b>0.56000</b>                            | <b>-</b>       | <b>-</b>                      | <b>5.16190</b>      | <b>1.80110</b>                           | <b>29.29580</b>                  |
| 03050      | Fennville - Sum                 | 6.00000             | -                           | -                           | -                    | -              | -          | -                    | -               | -                   | -               | -        | -   | -              | -                             | 5.16190             | -  | 11.16190                         |
|            | Fennville - Win                 | -                   | 18.00000                    | 6.00000                     | 0.48850              | 6.70000        | -          | 0.14000              | 4.71640         | 0.48390             | 3.24400         | -        | 0.56000                                   | -              | -                             | -                   | 1.80110                                  | 36.13390                         |
|            | <b>TOTAL - NON-HOME</b>         | <b>6.00000</b>      | <b>18.00000</b>             | <b>6.00000</b>              | <b>0.48850</b>       | <b>6.70000</b> | <b>-</b>   | <b>0.14000</b>       | <b>4.71640</b>  | <b>0.48390</b>      | <b>3.24400</b>  | <b>-</b> | <b>0.56000</b>                            | <b>-</b>       | <b>-</b>                      | <b>5.16190</b>      | <b>1.80110</b>                           | <b>47.29580</b>                  |
| 03440      | Glenn - Sum                     | 6.00000             | -                           | -                           | -                    | -              | -          | -                    | -               | -                   | -               | -        | -   | -              | -                             | 5.16190             | -  | 11.16190                         |
|            | Glenn - Win                     | -                   | -                           | -                           | -                    | 0.88000        | -          | 0.14000              | 4.71640         | 0.48390             | 3.24400         | -        | 0.56000                                   | -              | -                             | -                   | 1.80110                                  | 11.82540                         |
|            | <b>TOTAL - HOMESTEAD</b>        | <b>6.00000</b>      | <b>-</b>                    | <b>-</b>                    | <b>-</b>             | <b>0.88000</b> | <b>-</b>   | <b>0.14000</b>       | <b>4.71640</b>  | <b>0.48390</b>      | <b>3.24400</b>  | <b>-</b> | <b>0.56000</b>                            | <b>-</b>       | <b>-</b>                      | <b>5.16190</b>      | <b>1.80110</b>                           | <b>22.98730</b>                  |
| 03440      | Glenn - Sum                     | 6.00000             | -                           | -                           | -                    | -              | -          | -                    | -               | -                   | -               | -        | -   | -              | -                             | 5.16190             | -  | 11.16190                         |
|            | Glenn - Win                     | -                   | 18.00000                    | 6.00000                     | -                    | 0.88000        | -          | 0.14000              | 4.71640         | 0.48390             | 3.24400         | -        | 0.56000                                   | -              | -                             | -                   | 1.80110                                  | 29.82540                         |
|            | <b>TOTAL - NON-HOME</b>         | <b>6.00000</b>      | <b>18.00000</b>             | <b>6.00000</b>              | <b>-</b>             | <b>0.88000</b> | <b>-</b>   | <b>0.14000</b>       | <b>4.71640</b>  | <b>0.48390</b>      | <b>3.24400</b>  | <b>-</b> | <b>0.56000</b>                            | <b>-</b>       | <b>-</b>                      | <b>5.16190</b>      | <b>1.80110</b>                           | <b>40.98730</b>                  |
|            | <b>GUN PLAIN TWP</b>            |                     |                             |                             |                      |                |            |                      |                 |                     |                 |          |   |                |                               |                     |  |                                  |
| 08010      | Delton - Sum                    | 6.00000             | -                           | -                           | -                    | -              | -          | -                    | -               | -                   | -               | -        | -   | -              | -                             | 5.16190             | -  | 11.16190                         |
|            | Delton - Win                    | -                   | -                           | -                           | -                    | 4.90000        | -          | 0.11380              | 2.10630         | 2.62080             | 1.92230         | -        | 1.46690                                   | 0.74000        | -                             | -                   | 1.80110                                  | 15.67120                         |
|            | <b>TOTAL - HOMESTEAD</b>        | <b>6.00000</b>      | <b>-</b>                    | <b>-</b>                    | <b>-</b>             | <b>4.90000</b> | <b>-</b>   | <b>0.11380</b>       | <b>2.10630</b>  | <b>2.62080</b>      | <b>1.92230</b>  | <b>-</b> | <b>1.46690</b>                            | <b>0.74000</b> | <b>-</b>                      | <b>5.16190</b>      | <b>1.80110</b>                           | <b>26.83310</b>                  |
| 08010      | Delton - Sum                    | 6.00000             | -                           | -                           | -                    | -              | -          | -                    | -               | -                   | -               | -        | -   | -              | -                             | 5.16190             | -  | 11.16190                         |
|            | Delton - Win                    | -                   | 18.00000                    | 6.00000                     | -                    | 4.90000        | -          | 0.11380              | 2.10630         | 2.62080             | 1.92230         | -        | 1.46690                                   | 0.74000        | -                             | -                   | 1.80110                                  | 33.67120                         |
|            | <b>TOTAL - NON-HOME</b>         | <b>6.00000</b>      | <b>18.00000</b>             | <b>6.00000</b>              | <b>-</b>             | <b>4.90000</b> | <b>-</b>   | <b>0.11380</b>       | <b>2.10630</b>  | <b>2.62080</b>      | <b>1.92230</b>  | <b>-</b> | <b>1.46690</b>                            | <b>0.74000</b> | <b>-</b>                      | <b>5.16190</b>      | <b>1.80110</b>                           | <b>44.83310</b>                  |



**2023 ALLEGAN COUNTY  
CERTIFIED PROPERTY TAX RATES  
(PER \$1000 TAXABLE VALUE)**

| STATE CODE | PUBLIC SCHOOL BY ASSESSING UNIT | K-12 SCHOOLS        |                             |                             |                      |                 | COLLEGE GRCC/LMCC | INTERMEDIATE SCHOOLS |                 | TWP/CITIES/VILLAGES |                 |          | AUTHORITIES                               |                | AD VALOREM SPECIALS<br>Unit-wide Special assessments | COUNTY              |  |                                  |
|------------|---------------------------------|---------------------|-----------------------------|-----------------------------|----------------------|-----------------|-------------------|----------------------|-----------------|---------------------|-----------------|----------|---|----------------|--|---------------------|--|----------------------------------|
|            |                                 | STATE EDUCATION TAX | NON-PRINCIPAL RESIDENCE TAX | COMMERCIAL PERSONAL MILLAGE | EXTRA VOTED MILLAGES | DEBT            |                   | ALLOCATED OPERATING  | VOTED OPERATING | ALLOCATED CHARTER   | VOTED OPERATING | DEBT     | VOTED LIBRARIES/PO<br>OL/FIRE/TRANS<br>IT | VOTED DEBT     |  | ALLOCATED OPERATING | COUNTY VOTED ROADS / SENIOR/MEDICAL CARE | TOTAL MILLS (excl.com. Personal) |
|            | <b>GUN PLAIN TWP (cont.)</b>    |                     |                             |                             |                      |                 |                   |                      |                 |                     |                 |          |   |                |  |                     |  |                                  |
| 03060      | Martin - Sum                    | 6.00000             | -                           | -                           | -                    | -               | -                 | -                    | -               | -                   | -               | -        | -   | -              | -  | 5.16190             | -  | 11.16190                         |
|            | Martin - Win                    | -                   | -                           | -                           | -                    | 7.00000         | -                 | 0.14000              | 4.71640         | 2.62080             | 1.92230         | -        | 1.46690                                   | 0.74000        | -  | -                   | 1.80110                                  | 20.40750                         |
|            | <b>TOTAL - HOMESTEAD</b>        | <b>6.00000</b>      | <b>-</b>                    | <b>-</b>                    | <b>-</b>             | <b>7.00000</b>  | <b>-</b>          | <b>0.14000</b>       | <b>4.71640</b>  | <b>2.62080</b>      | <b>1.92230</b>  | <b>-</b> | <b>1.46690</b>                            | <b>0.74000</b> | <b>-</b>   | <b>5.16190</b>      | <b>1.80110</b>                           | <b>31.56940</b>                  |
| 03060      | Martin - Sum                    | 6.00000             | -                           | -                           | -                    | -               | -                 | -                    | -               | -                   | -               | -        | -   | -              | -  | 5.16190             | -  | 11.16190                         |
|            | Martin - Win                    | -                   | 18.00000                    | 6.00000                     | -                    | 7.00000         | -                 | 0.14000              | 4.71640         | 2.62080             | 1.92230         | -        | 1.46690                                   | 0.74000        | -  | -                   | 1.80110                                  | 38.40750                         |
|            | <b>TOTAL - NON-HOME</b>         | <b>6.00000</b>      | <b>18.00000</b>             | <b>6.00000</b>              | <b>-</b>             | <b>7.00000</b>  | <b>-</b>          | <b>0.14000</b>       | <b>4.71640</b>  | <b>2.62080</b>      | <b>1.92230</b>  | <b>-</b> | <b>1.46690</b>                            | <b>0.74000</b> | <b>-</b>   | <b>5.16190</b>      | <b>1.80110</b>                           | <b>49.56940</b>                  |
| 03010      | Plainwell - Sum                 | 6.00000             | -                           | -                           | -                    | -               | -                 | -                    | -               | -                   | -               | -        | -   | -              | -  | 5.16190             | -  | 11.16190                         |
|            | Plainwell - Win                 | -                   | -                           | -                           | -                    | 10.55000        | -                 | 0.14000              | 4.71640         | 2.62080             | 1.92230         | -        | 1.46690                                   | 0.74000        | -  | -                   | 1.80110                                  | 23.95750                         |
|            | <b>TOTAL - HOMESTEAD</b>        | <b>6.00000</b>      | <b>-</b>                    | <b>-</b>                    | <b>-</b>             | <b>10.55000</b> | <b>-</b>          | <b>0.14000</b>       | <b>4.71640</b>  | <b>2.62080</b>      | <b>1.92230</b>  | <b>-</b> | <b>1.46690</b>                            | <b>0.74000</b> | <b>-</b>   | <b>5.16190</b>      | <b>1.80110</b>                           | <b>35.11940</b>                  |
| 03010      | Plainwell - Sum                 | 6.00000             | -                           | -                           | -                    | -               | -                 | -                    | -               | -                   | -               | -        | -   | -              | -  | 5.16190             | -  | 11.16190                         |
|            | Plainwell - Win                 | -                   | 18.00000                    | 6.00000                     | -                    | 10.55000        | -                 | 0.14000              | 4.71640         | 2.62080             | 1.92230         | -        | 1.46690                                   | 0.74000        | -  | -                   | 1.80110                                  | 41.95750                         |
|            | <b>TOTAL - NON-HOME</b>         | <b>6.00000</b>      | <b>18.00000</b>             | <b>6.00000</b>              | <b>-</b>             | <b>10.55000</b> | <b>-</b>          | <b>0.14000</b>       | <b>4.71640</b>  | <b>2.62080</b>      | <b>1.92230</b>  | <b>-</b> | <b>1.46690</b>                            | <b>0.74000</b> | <b>-</b>   | <b>5.16190</b>      | <b>1.80110</b>                           | <b>53.11940</b>                  |
|            | <b>HEATH TWP</b>                |                     |                             |                             |                      |                 |                   |                      |                 |                     |                 |          |   |                |  |                     |  |                                  |
| 03030      | Allegan - Sum                   | 6.00000             | -                           | -                           | -                    | -               | -                 | -                    | -               | -                   | -               | -        | -   | -              | -  | 5.16190             | -  | 11.16190                         |
|            | Allegan - Win                   | -                   | -                           | -                           | -                    | 8.53530         | -                 | 0.14000              | 4.71640         | 1.04870             | 4.41070         | -        | 1.75390                                   | -              | -  | -                   | 1.80110                                  | 22.40610                         |
|            | <b>TOTAL - HOMESTEAD</b>        | <b>6.00000</b>      | <b>-</b>                    | <b>-</b>                    | <b>-</b>             | <b>8.53530</b>  | <b>-</b>          | <b>0.14000</b>       | <b>4.71640</b>  | <b>1.04870</b>      | <b>4.41070</b>  | <b>-</b> | <b>1.75390</b>                            | <b>-</b>       | <b>-</b>   | <b>5.16190</b>      | <b>1.80110</b>                           | <b>33.56800</b>                  |
| 03030      | Allegan - Sum                   | 6.00000             | -                           | -                           | -                    | -               | -                 | -                    | -               | -                   | -               | -        | -   | -              | -  | 5.16190             | -  | 11.16190                         |
|            | Allegan - Win                   | -                   | 18.00000                    | 6.00000                     | -                    | 8.53530         | -                 | 0.14000              | 4.71640         | 1.04870             | 4.41070         | -        | 1.75390                                   | -              | -  | -                   | 1.80110                                  | 40.40610                         |
|            | <b>TOTAL - NON-HOME</b>         | <b>6.00000</b>      | <b>18.00000</b>             | <b>6.00000</b>              | <b>-</b>             | <b>8.53530</b>  | <b>-</b>          | <b>0.14000</b>       | <b>4.71640</b>  | <b>1.04870</b>      | <b>4.41070</b>  | <b>-</b> | <b>1.75390</b>                            | <b>-</b>       | <b>-</b>   | <b>5.16190</b>      | <b>1.80110</b>                           | <b>51.56800</b>                  |
| 03100      | Hamilton - Sum                  | 6.00000             | -                           | -                           | -                    | 2.17500         | -                 | 0.11760              | 6.03700         | -                   | -               | -        | -   | -              | -  | 5.16190             | -  | 19.49150                         |
|            | Hamilton - Win                  | -                   | -                           | -                           | -                    | 2.17500         | -                 | -                    | -               | 1.04870             | 4.41070         | -        | -   | -              | -  | -                   | 1.80110                                  | 9.43550                          |
|            | <b>TOTAL - HOMESTEAD</b>        | <b>6.00000</b>      | <b>-</b>                    | <b>-</b>                    | <b>-</b>             | <b>4.35000</b>  | <b>-</b>          | <b>0.11760</b>       | <b>6.03700</b>  | <b>1.04870</b>      | <b>4.41070</b>  | <b>-</b> | <b>-</b>                                  | <b>-</b>       | <b>-</b>   | <b>5.16190</b>      | <b>1.80110</b>                           | <b>28.92700</b>                  |
| 03100      | Hamilton - Sum                  | 6.00000             | 9.00000                     | 3.00000                     | -                    | 2.17500         | -                 | 0.11760              | 6.03700         | -                   | -               | -        | -   | -              | -  | 5.16190             | -  | 28.49150                         |
|            | Hamilton - Win                  | -                   | 9.00000                     | 3.00000                     | -                    | 2.17500         | -                 | -                    | -               | 1.04870             | 4.41070         | -        | -   | -              | -  | -                   | 1.80110                                  | 18.43550                         |
|            | <b>TOTAL - NON-HOME</b>         | <b>6.00000</b>      | <b>18.00000</b>             | <b>6.00000</b>              | <b>-</b>             | <b>4.35000</b>  | <b>-</b>          | <b>0.11760</b>       | <b>6.03700</b>  | <b>1.04870</b>      | <b>4.41070</b>  | <b>-</b> | <b>-</b>                                  | <b>-</b>       | <b>-</b>   | <b>5.16190</b>      | <b>1.80110</b>                           | <b>46.92700</b>                  |
|            | <b>HOPKINS TWP</b>              |                     |                             |                             |                      |                 |                   |                      |                 |                     |                 |          |   |                |  |                     |  |                                  |
| 03070      | Hopkins - Sum                   | 6.00000             | -                           | -                           | -                    | -               | -                 | -                    | -               | -                   | -               | -        | -   | -              | -  | 5.16190             | -  | 11.16190                         |
|            | Hopkins - Win                   | -                   | -                           | -                           | 1.54500              | 10.34000        | -                 | 0.14000              | 4.71640         | 1.04620             | 2.91190         | -        | 0.55100                                   | -              | -  | -                   | 1.80110                                  | 23.05160                         |
|            | <b>TOTAL - HOMESTEAD</b>        | <b>6.00000</b>      | <b>-</b>                    | <b>-</b>                    | <b>1.54500</b>       | <b>10.34000</b> | <b>-</b>          | <b>0.14000</b>       | <b>4.71640</b>  | <b>1.04620</b>      | <b>2.91190</b>  | <b>-</b> | <b>0.55100</b>                            | <b>-</b>       | <b>-</b>   | <b>5.16190</b>      | <b>1.80110</b>                           | <b>34.21350</b>                  |
| 03070      | Hopkins - Sum                   | 6.00000             | -                           | -                           | -                    | -               | -                 | -                    | -               | -                   | -               | -        | -   | -              | -  | 5.16190             | -  | 11.16190                         |
|            | Hopkins - Win                   | -                   | 18.00000                    | 6.00000                     | 1.54500              | 10.34000        | -                 | 0.14000              | 4.71640         | 1.04620             | 2.91190         | -        | 0.55100                                   | -              | -  | -                   | 1.80110                                  | 41.05160                         |
|            | <b>TOTAL - NON-HOME</b>         | <b>6.00000</b>      | <b>18.00000</b>             | <b>6.00000</b>              | <b>1.54500</b>       | <b>10.34000</b> | <b>-</b>          | <b>0.14000</b>       | <b>4.71640</b>  | <b>1.04620</b>      | <b>2.91190</b>  | <b>-</b> | <b>0.55100</b>                            | <b>-</b>       | <b>-</b>   | <b>5.16190</b>      | <b>1.80110</b>                           | <b>52.21350</b>                  |
| 03060      | Martin - Sum                    | 6.00000             | -                           | -                           | -                    | -               | -                 | -                    | -               | -                   | -               | -        | -   | -              | -  | 5.16190             | -  | 11.16190                         |
|            | Martin - Win                    | -                   | -                           | -                           | -                    | 7.00000         | -                 | 0.14000              | 4.71640         | 1.04620             | 2.91190         | -        | 0.55100                                   | -              | -  | -                   | 1.80110                                  | 18.16660                         |
|            | <b>TOTAL - HOMESTEAD</b>        | <b>6.00000</b>      | <b>-</b>                    | <b>-</b>                    | <b>-</b>             | <b>7.00000</b>  | <b>-</b>          | <b>0.14000</b>       | <b>4.71640</b>  | <b>1.04620</b>      | <b>2.91190</b>  | <b>-</b> | <b>0.55100</b>                            | <b>-</b>       | <b>-</b>   | <b>5.16190</b>      | <b>1.80110</b>                           | <b>29.32850</b>                  |

**2023 ALLEGAN COUNTY  
CERTIFIED PROPERTY TAX RATES  
(PER \$1000 TAXABLE VALUE)**

| STATE CODE | PUBLIC SCHOOL BY ASSESSING UNIT | K-12 SCHOOLS        |                             |                             |                      |                | COLLEGE GRCC/LMCC | INTERMEDIATE SCHOOLS |                 | TWP/CITIES/VILLAGES |                 |          | AUTHORITIES                      |                | AD VALOREM SPECIALS<br>Unit-wide Special assessments | COUNTY              |  |                                  |                 |
|------------|---------------------------------|---------------------|-----------------------------|-----------------------------|----------------------|----------------|-------------------|----------------------|-----------------|---------------------|-----------------|----------|----------------------------------|----------------|--|---------------------|--|----------------------------------|-----------------|
|            |                                 | STATE EDUCATION TAX | NON-PRINCIPAL RESIDENCE TAX | COMMERCIAL PERSONAL MILLAGE | EXTRA VOTED MILLAGES | DEBT           |                   | ALLOCATED OPERATING  | VOTED OPERATING | ALLOCATED CHARTER   | VOTED OPERATING | DEBT     | VOTED LIBRARIES/POL/FIRE/TRANSIT | VOTED DEBT     |  | ALLOCATED OPERATING | COUNTY VOTED ROADS / SENIOR/MEDICAL CARE | TOTAL MILLS (excl.com. Personal) |                 |
|            | <b>HOPKINS TWP (cont.)</b>      |                     |                             |                             |                      |                |                   |                      |                 |                     |                 |          |                                  |                |  |                     |  |                                  |                 |
| 03060      | Martin - Sum                    | 6.00000             | -                           | -                           | -                    | -              | -                 | -                    | -               | -                   | -               | -        | -                                | -              | -  | -                   | 5.16190                                  | -                                | 11.16190        |
|            | Martin - Win                    | -                   | 18.00000                    | 6.00000                     | -                    | 7.00000        | -                 | 0.14000              | 4.71640         | 1.04620             | 2.91190         | -        | 0.55100                          | -              | -  | -                   | -  | 1.80110                          | 36.16660        |
|            | <b>TOTAL - NON-HOME</b>         | <b>6.00000</b>      | <b>18.00000</b>             | <b>6.00000</b>              | <b>-</b>             | <b>7.00000</b> | <b>-</b>          | <b>0.14000</b>       | <b>4.71640</b>  | <b>1.04620</b>      | <b>2.91190</b>  | <b>-</b> | <b>0.55100</b>                   | <b>-</b>       | <b>-</b>   | <b>-</b>            | <b>5.16190</b>                           | <b>1.80110</b>                   | <b>47.32850</b> |
| 03040      | Wayland - Sum                   | 6.00000             | -                           | -                           | -                    | 4.20000        | -                 | -                    | -               | -                   | -               | -        | -                                | -              | -  | -                   | 5.16190                                  | -                                | 15.36190        |
|            | Wayland - Win                   | -                   | -                           | -                           | -                    | 4.20000        | -                 | 0.14000              | 4.71640         | 1.04620             | 2.91190         | -        | 0.55100                          | -              | -  | -                   | -  | 1.80110                          | 15.36660        |
|            | <b>TOTAL - HOMESTEAD</b>        | <b>6.00000</b>      | <b>-</b>                    | <b>-</b>                    | <b>-</b>             | <b>8.40000</b> | <b>-</b>          | <b>0.14000</b>       | <b>4.71640</b>  | <b>1.04620</b>      | <b>2.91190</b>  | <b>-</b> | <b>0.55100</b>                   | <b>-</b>       | <b>-</b>   | <b>-</b>            | <b>5.16190</b>                           | <b>1.80110</b>                   | <b>30.72850</b> |
| 03040      | Wayland - Sum                   | 6.00000             | 9.00000                     | 3.00000                     | -                    | 4.20000        | -                 | -                    | -               | -                   | -               | -        | -                                | -              | -  | -                   | 5.16190                                  | -                                | 24.36190        |
|            | Wayland - Win                   | -                   | 9.00000                     | 3.00000                     | -                    | 4.20000        | -                 | 0.14000              | 4.71640         | 1.04620             | 2.91190         | -        | 0.55100                          | -              | -  | -                   | -  | 1.80110                          | 24.36660        |
|            | <b>TOTAL - NON-HOME</b>         | <b>6.00000</b>      | <b>18.00000</b>             | <b>6.00000</b>              | <b>-</b>             | <b>8.40000</b> | <b>-</b>          | <b>0.14000</b>       | <b>4.71640</b>  | <b>1.04620</b>      | <b>2.91190</b>  | <b>-</b> | <b>0.55100</b>                   | <b>-</b>       | <b>-</b>   | <b>-</b>            | <b>5.16190</b>                           | <b>1.80110</b>                   | <b>48.72850</b> |
|            | <b>LAKETOWN TWP</b>             |                     |                             |                             |                      |                |                   |                      |                 |                     |                 |          |                                  |                |  |                     |  |                                  |                 |
| 03100      | Hamilton - Sum                  | 6.00000             | -                           | -                           | -                    | -              | -                 | 0.11760              | 6.03700         | -                   | -               | -        | -                                | -              | -  | -                   | 5.16190                                  | -                                | 17.31650        |
|            | Hamilton - Win                  | -                   | -                           | -                           | -                    | 4.35000        | -                 | -                    | -               | 1.00000             | 2.97560         | -        | 1.40910                          | -              | -  | -                   | -  | 1.80110                          | 11.53580        |
|            | <b>TOTAL - HOMESTEAD</b>        | <b>6.00000</b>      | <b>-</b>                    | <b>-</b>                    | <b>-</b>             | <b>4.35000</b> | <b>-</b>          | <b>0.11760</b>       | <b>6.03700</b>  | <b>1.00000</b>      | <b>2.97560</b>  | <b>-</b> | <b>1.40910</b>                   | <b>-</b>       | <b>-</b>   | <b>-</b>            | <b>5.16190</b>                           | <b>1.80110</b>                   | <b>28.85230</b> |
| 03100      | Hamilton - Sum                  | 6.00000             | -                           | -                           | -                    | -              | -                 | 0.11760              | 6.03700         | -                   | -               | -        | -                                | -              | -  | -                   | 5.16190                                  | -                                | 17.31650        |
|            | Hamilton - Win                  | -                   | 18.00000                    | 6.00000                     | -                    | 4.35000        | -                 | -                    | -               | 1.00000             | 2.97560         | -        | 1.40910                          | -              | -  | -                   | -  | 1.80110                          | 29.53580        |
|            | <b>TOTAL - NON-HOME</b>         | <b>6.00000</b>      | <b>18.00000</b>             | <b>6.00000</b>              | <b>-</b>             | <b>4.35000</b> | <b>-</b>          | <b>0.11760</b>       | <b>6.03700</b>  | <b>1.00000</b>      | <b>2.97560</b>  | <b>-</b> | <b>1.40910</b>                   | <b>-</b>       | <b>-</b>   | <b>-</b>            | <b>5.16190</b>                           | <b>1.80110</b>                   | <b>46.85230</b> |
| 70020      | Holland - Sum                   | 6.00000             | -                           | -                           | 0.59100              | 2.36500        | -                 | 0.11760              | 6.03700         | -                   | -               | -        | 0.47530                          | 0.51000        | -  | -                   | 5.16190                                  | -                                | 21.25780        |
|            | Holland - Win                   | -                   | -                           | -                           | 0.59090              | 2.36500        | -                 | -                    | -               | 1.00000             | 2.97560         | -        | 1.88430                          | 0.51000        | -  | -                   | -  | 1.80110                          | 11.12690        |
|            | <b>TOTAL - HOMESTEAD</b>        | <b>6.00000</b>      | <b>-</b>                    | <b>-</b>                    | <b>1.18190</b>       | <b>4.73000</b> | <b>-</b>          | <b>0.11760</b>       | <b>6.03700</b>  | <b>1.00000</b>      | <b>2.97560</b>  | <b>-</b> | <b>2.35960</b>                   | <b>1.02000</b> | <b>-</b>   | <b>-</b>            | <b>5.16190</b>                           | <b>1.80110</b>                   | <b>32.38470</b> |
| 70020      | Holland - Sum                   | 6.00000             | 9.00000                     | 3.00000                     | 0.59100              | 2.36500        | -                 | 0.11760              | 6.03700         | -                   | -               | -        | 0.47530                          | 0.51000        | -  | -                   | 5.16190                                  | -                                | 30.25780        |
|            | Holland - Win                   | -                   | 9.00000                     | 3.00000                     | 0.59090              | 2.36500        | -                 | -                    | -               | 1.00000             | 2.97560         | -        | 1.88430                          | 0.51000        | -  | -                   | -  | 1.80110                          | 20.12690        |
|            | <b>TOTAL - NON-HOME</b>         | <b>6.00000</b>      | <b>18.00000</b>             | <b>6.00000</b>              | <b>1.18190</b>       | <b>4.73000</b> | <b>-</b>          | <b>0.11760</b>       | <b>6.03700</b>  | <b>1.00000</b>      | <b>2.97560</b>  | <b>-</b> | <b>2.35960</b>                   | <b>1.02000</b> | <b>-</b>   | <b>-</b>            | <b>5.16190</b>                           | <b>1.80110</b>                   | <b>50.38470</b> |
| 03080      | Saugatuck - Sum                 | 6.00000             | -                           | -                           | 0.37500              | 1.72500        | -                 | 0.11760              | 6.03700         | -                   | -               | -        | -                                | -              | -  | -                   | 5.16190                                  | -                                | 19.41650        |
|            | Saugatuck - Win                 | -                   | -                           | -                           | 0.37500              | 1.72500        | -                 | -                    | -               | 1.00000             | 2.97560         | -        | 1.40910                          | -              | -  | -                   | -  | 1.80110                          | 9.28580         |
|            | <b>TOTAL - HOMESTEAD</b>        | <b>6.00000</b>      | <b>-</b>                    | <b>-</b>                    | <b>0.75000</b>       | <b>3.45000</b> | <b>-</b>          | <b>0.11760</b>       | <b>6.03700</b>  | <b>1.00000</b>      | <b>2.97560</b>  | <b>-</b> | <b>1.40910</b>                   | <b>-</b>       | <b>-</b>   | <b>-</b>            | <b>5.16190</b>                           | <b>1.80110</b>                   | <b>28.70230</b> |
| 03080      | Saugatuck - Sum                 | 6.00000             | 9.00000                     | 3.00000                     | 0.37500              | 1.72500        | -                 | 0.11760              | 6.03700         | -                   | -               | -        | -                                | -              | -  | -                   | 5.16190                                  | -                                | 28.41650        |
|            | Saugatuck - Win                 | -                   | 9.00000                     | 3.00000                     | 0.37500              | 1.72500        | -                 | -                    | -               | 1.00000             | 2.97560         | -        | 1.40910                          | -              | -  | -                   | -  | 1.80110                          | 18.28580        |
|            | <b>TOTAL - NON-HOME</b>         | <b>6.00000</b>      | <b>18.00000</b>             | <b>6.00000</b>              | <b>0.75000</b>       | <b>3.45000</b> | <b>-</b>          | <b>0.11760</b>       | <b>6.03700</b>  | <b>1.00000</b>      | <b>2.97560</b>  | <b>-</b> | <b>1.40910</b>                   | <b>-</b>       | <b>-</b>   | <b>-</b>            | <b>5.16190</b>                           | <b>1.80110</b>                   | <b>46.70230</b> |
|            | <b>LEE TWP</b>                  |                     |                             |                             |                      |                |                   |                      |                 |                     |                 |          |                                  |                |  |                     |  |                                  |                 |
| 03030      | Allegan - Sum                   | 6.00000             | -                           | -                           | -                    | -              | -                 | -                    | -               | -                   | -               | -        | -                                | -              | -  | -                   | 5.16190                                  | -                                | 11.16190        |
|            | Allegan - Win                   | -                   | -                           | -                           | -                    | 8.53530        | -                 | 0.14000              | 4.71640         | 1.02650             | 3.35580         | -        | 1.75390                          | -              | 5.00000  | -                   | -  | 1.80110                          | 26.32900        |
|            | <b>TOTAL - HOMESTEAD</b>        | <b>6.00000</b>      | <b>-</b>                    | <b>-</b>                    | <b>-</b>             | <b>8.53530</b> | <b>-</b>          | <b>0.14000</b>       | <b>4.71640</b>  | <b>1.02650</b>      | <b>3.35580</b>  | <b>-</b> | <b>1.75390</b>                   | <b>-</b>       | <b>5.00000</b>                                       | <b>-</b>            | <b>5.16190</b>                           | <b>1.80110</b>                   | <b>37.49090</b> |
| 03030      | Allegan - Sum                   | 6.00000             | -                           | -                           | -                    | -              | -                 | -                    | -               | -                   | -               | -        | -                                | -              | -  | -                   | 5.16190                                  | -                                | 11.16190        |
|            | Allegan - Win                   | -                   | 18.00000                    | 6.00000                     | -                    | 8.53530        | -                 | 0.14000              | 4.71640         | 1.02650             | 3.35580         | -        | 1.75390                          | -              | 5.00000  | -                   | -  | 1.80110                          | 44.32900        |
|            | <b>TOTAL - NON-HOME</b>         | <b>6.00000</b>      | <b>18.00000</b>             | <b>6.00000</b>              | <b>-</b>             | <b>8.53530</b> | <b>-</b>          | <b>0.14000</b>       | <b>4.71640</b>  | <b>1.02650</b>      | <b>3.35580</b>  | <b>-</b> | <b>1.75390</b>                   | <b>-</b>       | <b>5.00000</b>                                       | <b>-</b>            | <b>5.16190</b>                           | <b>1.80110</b>                   | <b>55.49090</b> |

**2023 ALLEGAN COUNTY  
CERTIFIED PROPERTY TAX RATES  
(PER \$1000 TAXABLE VALUE)**

| STATE CODE | PUBLIC SCHOOL BY ASSESSING UNIT | K-12 SCHOOLS        |                             |                             |                      |                | COLLEGE        | INTERMEDIATE SCHOOLS |                     | TWP/CITIES/VILLAGES |                   |                 | AUTHORITIES |                                  | AD VALOREM SPECIALS | COUNTY         |                               |                     |  |
|------------|---------------------------------|---------------------|-----------------------------|-----------------------------|----------------------|----------------|----------------|----------------------|---------------------|---------------------|-------------------|-----------------|-------------|----------------------------------|---------------------|----------------|-------------------------------|---------------------|--|
|            |                                 | STATE EDUCATION TAX | NON-PRINCIPAL RESIDENCE TAX | COMMERCIAL PERSONAL MILLAGE | EXTRA VOTED MILLAGES | DEBT           |                | GRCC/LMCC            | ALLOCATED OPERATING | VOTED OPERATING     | ALLOCATED CHARTER | VOTED OPERATING | DEBT        | VOTED LIBRARIES/POL/FIRE/TRANSIT |                     | VOTED DEBT     | Unit-wide Special assessments | ALLOCATED OPERATING | COUNTY VOTED ROADS / SENIOR/MEDICAL CARE |
|            | <b>LEE TWP (cont.)</b>          |                     |                             |                             |                      |                |                |                      |                     |                     |                   |                 |             |                                  |                     |                |                               |                     |  |
| 80090      | Bloomingdale - Sum              | -                   | -                           | -                           | -                    | -              | -              | -                    | -                   | -                   | -                 | -               | -           | -                                | -                   | -              | 5.16190                       | -                   | 5.16190                                  |
|            | Bloomingdale - Win              | 6.00000             | -                           | -                           | -                    | 7.70000        | -              | 0.14000              | 6.67320             | 1.02650             | 3.35580           | -               | -           | -                                | 5.00000             | -              | 1.80110                       | 31.69660            |  |
|            | <b>TOTAL - HOMESTEAD</b>        | <b>6.00000</b>      | <b>-</b>                    | <b>-</b>                    | <b>-</b>             | <b>7.70000</b> | <b>-</b>       | <b>0.14000</b>       | <b>6.67320</b>      | <b>1.02650</b>      | <b>3.35580</b>    | <b>-</b>        | <b>-</b>    | <b>-</b>                         | <b>5.00000</b>      | <b>5.16190</b> | <b>1.80110</b>                | <b>36.85850</b>     |  |
| 80090      | Bloomingdale - Sum              | -                   | -                           | -                           | -                    | -              | -              | -                    | -                   | -                   | -                 | -               | -           | -                                | -                   | -              | 5.16190                       | -                   | 5.16190                                  |
|            | Bloomingdale - Win              | 6.00000             | 18.00000                    | 6.00000                     | -                    | 7.70000        | -              | 0.14000              | 6.67320             | 1.02650             | 3.35580           | -               | -           | -                                | 5.00000             | -              | 1.80110                       | 49.69660            |  |
|            | <b>TOTAL - NON-HOME</b>         | <b>6.00000</b>      | <b>18.00000</b>             | <b>6.00000</b>              | <b>-</b>             | <b>7.70000</b> | <b>-</b>       | <b>0.14000</b>       | <b>6.67320</b>      | <b>1.02650</b>      | <b>3.35580</b>    | <b>-</b>        | <b>-</b>    | <b>-</b>                         | <b>5.00000</b>      | <b>5.16190</b> | <b>1.80110</b>                | <b>54.85850</b>     |  |
| 03050      | Fennville - Sum                 | 6.00000             | -                           | -                           | -                    | -              | -              | -                    | -                   | -                   | -                 | -               | -           | -                                | -                   | -              | 5.16190                       | -                   | 11.16190                                 |
|            | Fennville - Win                 | -                   | -                           | -                           | 0.48850              | 6.70000        | -              | 0.14000              | 4.71640             | 1.02650             | 3.35580           | -               | -           | -                                | 5.00000             | -              | 1.80110                       | 23.22830            |  |
|            | <b>TOTAL - HOMESTEAD</b>        | <b>6.00000</b>      | <b>-</b>                    | <b>-</b>                    | <b>0.48850</b>       | <b>6.70000</b> | <b>-</b>       | <b>0.14000</b>       | <b>4.71640</b>      | <b>1.02650</b>      | <b>3.35580</b>    | <b>-</b>        | <b>-</b>    | <b>-</b>                         | <b>5.00000</b>      | <b>5.16190</b> | <b>1.80110</b>                | <b>34.39020</b>     |  |
| 03050      | Fennville - Sum                 | 6.00000             | -                           | -                           | -                    | -              | -              | -                    | -                   | -                   | -                 | -               | -           | -                                | -                   | -              | 5.16190                       | -                   | 11.16190                                 |
|            | Fennville - Win                 | -                   | 18.00000                    | 6.00000                     | 0.48850              | 6.70000        | -              | 0.14000              | 4.71640             | 1.02650             | 3.35580           | -               | -           | -                                | 5.00000             | -              | 1.80110                       | 41.22830            |  |
|            | <b>TOTAL - NON-HOME</b>         | <b>6.00000</b>      | <b>18.00000</b>             | <b>6.00000</b>              | <b>0.48850</b>       | <b>6.70000</b> | <b>-</b>       | <b>0.14000</b>       | <b>4.71640</b>      | <b>1.02650</b>      | <b>3.35580</b>    | <b>-</b>        | <b>-</b>    | <b>-</b>                         | <b>5.00000</b>      | <b>5.16190</b> | <b>1.80110</b>                | <b>52.39020</b>     |  |
|            | <b>LEIGHTON TWP</b>             |                     |                             |                             |                      |                |                |                      |                     |                     |                   |                 |             |                                  |                     |                |                               |                     |  |
| 41050      | Caledonia - Sum                 | 6.00000             | -                           | -                           | -                    | -              | -              | 0.08560              | 5.35910             | -                   | -                 | -               | -           | -                                | -                   | -              | 5.16190                       | -                   | 16.60660                                 |
|            | Caledonia - Win                 | -                   | -                           | -                           | -                    | 7.00000        | 1.70850        | -                    | -                   | 1.04630             | 3.45860           | -               | -           | -                                | -                   | -              | 1.80110                       | 15.01450            |  |
|            | <b>TOTAL - HOMESTEAD</b>        | <b>6.00000</b>      | <b>-</b>                    | <b>-</b>                    | <b>-</b>             | <b>7.00000</b> | <b>1.70850</b> | <b>0.08560</b>       | <b>5.35910</b>      | <b>1.04630</b>      | <b>3.45860</b>    | <b>-</b>        | <b>-</b>    | <b>-</b>                         | <b>-</b>            | <b>5.16190</b> | <b>1.80110</b>                | <b>31.62110</b>     |  |
| 41050      | Caledonia - Sum                 | 6.00000             | -                           | -                           | -                    | -              | -              | 0.08560              | 5.35910             | -                   | -                 | -               | -           | -                                | -                   | -              | 5.16190                       | -                   | 16.60660                                 |
|            | Caledonia - Win                 | -                   | 18.00000                    | 6.00000                     | -                    | 7.00000        | 1.70850        | -                    | -                   | 1.04630             | 3.45860           | -               | -           | -                                | -                   | -              | 1.80110                       | 33.01450            |  |
|            | <b>TOTAL - NON-HOME</b>         | <b>6.00000</b>      | <b>18.00000</b>             | <b>6.00000</b>              | <b>-</b>             | <b>7.00000</b> | <b>1.70850</b> | <b>0.08560</b>       | <b>5.35910</b>      | <b>1.04630</b>      | <b>3.45860</b>    | <b>-</b>        | <b>-</b>    | <b>-</b>                         | <b>-</b>            | <b>5.16190</b> | <b>1.80110</b>                | <b>49.62110</b>     |  |
| 08050      | Thornapple-Kellogg-Sum          | 6.00000             | -                           | -                           | -                    | -              | -              | 0.08560              | 5.35910             | -                   | -                 | -               | -           | -                                | -                   | -              | 5.16190                       | -                   | 16.60660                                 |
|            | Thornapple-Kellogg-Win          | -                   | -                           | -                           | -                    | 9.65000        | 1.70850        | -                    | -                   | 1.04630             | 3.45860           | -               | -           | -                                | -                   | -              | 1.80110                       | 17.66450            |  |
|            | <b>TOTAL - HOMESTEAD</b>        | <b>6.00000</b>      | <b>-</b>                    | <b>-</b>                    | <b>-</b>             | <b>9.65000</b> | <b>1.70850</b> | <b>0.08560</b>       | <b>5.35910</b>      | <b>1.04630</b>      | <b>3.45860</b>    | <b>-</b>        | <b>-</b>    | <b>-</b>                         | <b>-</b>            | <b>5.16190</b> | <b>1.80110</b>                | <b>34.27110</b>     |  |
| 08050      | Thornapple-Kellogg-Sum          | 6.00000             | -                           | -                           | -                    | -              | -              | 0.08560              | 5.35910             | -                   | -                 | -               | -           | -                                | -                   | -              | 5.16190                       | -                   | 16.60660                                 |
|            | Thornapple-Kellogg-Win          | -                   | 18.00000                    | 6.00000                     | -                    | 9.65000        | 1.70850        | -                    | -                   | 1.04630             | 3.45860           | -               | -           | -                                | -                   | -              | 1.80110                       | 35.66450            |  |
|            | <b>TOTAL - NON-HOME</b>         | <b>6.00000</b>      | <b>18.00000</b>             | <b>6.00000</b>              | <b>-</b>             | <b>9.65000</b> | <b>1.70850</b> | <b>0.08560</b>       | <b>5.35910</b>      | <b>1.04630</b>      | <b>3.45860</b>    | <b>-</b>        | <b>-</b>    | <b>-</b>                         | <b>-</b>            | <b>5.16190</b> | <b>1.80110</b>                | <b>52.27110</b>     |  |
| 03040      | Wayland - Sum                   | 6.00000             | -                           | -                           | -                    | 4.20000        | -              | -                    | -                   | -                   | -                 | -               | -           | -                                | -                   | -              | 5.16190                       | -                   | 15.36190                                 |
|            | Wayland - Win                   | -                   | -                           | -                           | -                    | 4.20000        | -              | 0.14000              | 4.71640             | 1.04630             | 3.45860           | -               | -           | -                                | -                   | -              | 1.80110                       | 15.36240            |  |
|            | <b>TOTAL - HOMESTEAD</b>        | <b>6.00000</b>      | <b>-</b>                    | <b>-</b>                    | <b>-</b>             | <b>8.40000</b> | <b>-</b>       | <b>0.14000</b>       | <b>4.71640</b>      | <b>1.04630</b>      | <b>3.45860</b>    | <b>-</b>        | <b>-</b>    | <b>-</b>                         | <b>-</b>            | <b>5.16190</b> | <b>1.80110</b>                | <b>30.72430</b>     |  |
| 03040      | Wayland - Sum                   | 6.00000             | 9.00000                     | 3.00000                     | -                    | 4.20000        | -              | -                    | -                   | -                   | -                 | -               | -           | -                                | -                   | -              | 5.16190                       | -                   | 24.36190                                 |
|            | Wayland - Win                   | -                   | 9.00000                     | 3.00000                     | -                    | 4.20000        | -              | 0.14000              | 4.71640             | 1.04630             | 3.45860           | -               | -           | -                                | -                   | -              | 1.80110                       | 24.36240            |  |
|            | <b>TOTAL - NON-HOME</b>         | <b>6.00000</b>      | <b>18.00000</b>             | <b>6.00000</b>              | <b>-</b>             | <b>8.40000</b> | <b>-</b>       | <b>0.14000</b>       | <b>4.71640</b>      | <b>1.04630</b>      | <b>3.45860</b>    | <b>-</b>        | <b>-</b>    | <b>-</b>                         | <b>-</b>            | <b>5.16190</b> | <b>1.80110</b>                | <b>48.72430</b>     |  |

**2023 ALLEGAN COUNTY  
CERTIFIED PROPERTY TAX RATES  
(PER \$1000 TAXABLE VALUE)**

| STATE CODE | PUBLIC SCHOOL BY ASSESSING UNIT | K-12 SCHOOLS        |                             |                             |                      |                 | COLLEGE  | INTERMEDIATE SCHOOLS |                     | TWP/CITIES/VILLAGES |                   |                 | AUTHORITIES    |                                   | AD VALOREM SPECIALS | COUNTY                        |                     |  |
|------------|---------------------------------|---------------------|-----------------------------|-----------------------------|----------------------|-----------------|----------|----------------------|---------------------|---------------------|-------------------|-----------------|----------------|-----------------------------------|---------------------|-------------------------------|---------------------|--|
|            |                                 | STATE EDUCATION TAX | NON-PRINCIPAL RESIDENCE TAX | COMMERCIAL PERSONAL MILLAGE | EXTRA VOTED MILLAGES | DEBT            |          | GRCC/LMCC            | ALLOCATED OPERATING | VOTED OPERATING     | ALLOCATED CHARTER | VOTED OPERATING | DEBT           | VOTED LIBRARIES/POOL/FIRE/TRANSIT | VOTED DEBT          | Unit-wide Special assessments | ALLOCATED OPERATING | COUNTY VOTED ROADS / SENIOR/MEDICAL CARE |
|            | <b>MANLIUS TWP</b>              |                     |                             |                             |                      |                 |          |                      |                     |                     |                   |                 |                |                                   |                     |                               |                     |  |
| 03050      | Fennville - Sum                 | 6.00000             | -                           | -                           | -                    | -               | -        | -                    | -                   | -                   | -                 | -               | -              | -                                 | -                   | 5.16190                       | -                   | 11.16190                                 |
|            | Fennville - Win                 | -                   | -                           | -                           | 0.48850              | 6.70000         | -        | 0.14000              | 4.71640             | 0.73940             | 5.20790           | -               | -              | -                                 | -                   | -                             | 1.80110             | 19.79330                                 |
|            | <b>TOTAL - HOMESTEAD</b>        | <b>6.00000</b>      | <b>-</b>                    | <b>-</b>                    | <b>0.48850</b>       | <b>6.70000</b>  | <b>-</b> | <b>0.14000</b>       | <b>4.71640</b>      | <b>0.73940</b>      | <b>5.20790</b>    | <b>-</b>        | <b>-</b>       | <b>-</b>                          | <b>5.16190</b>      | <b>1.80110</b>                | <b>30.95520</b>     |  |
| 03050      | Fennville - Sum                 | 6.00000             | -                           | -                           | -                    | -               | -        | -                    | -                   | -                   | -                 | -               | -              | -                                 | -                   | 5.16190                       | -                   | 11.16190                                 |
|            | Fennville - Win                 | -                   | 18.00000                    | 6.00000                     | 0.48850              | 6.70000         | -        | 0.14000              | 4.71640             | 0.73940             | 5.20790           | -               | -              | -                                 | -                   | -                             | 1.80110             | 37.79330                                 |
|            | <b>TOTAL - NON-HOME</b>         | <b>6.00000</b>      | <b>18.00000</b>             | <b>6.00000</b>              | <b>0.48850</b>       | <b>6.70000</b>  | <b>-</b> | <b>0.14000</b>       | <b>4.71640</b>      | <b>0.73940</b>      | <b>5.20790</b>    | <b>-</b>        | <b>-</b>       | <b>-</b>                          | <b>5.16190</b>      | <b>1.80110</b>                | <b>48.95520</b>     |  |
| 03100      | Hamilton - Sum                  | 6.00000             | -                           | -                           | -                    | 2.17500         | -        | 0.11760              | 6.03700             | -                   | -                 | -               | -              | -                                 | -                   | 5.16190                       | -                   | 19.49150                                 |
|            | Hamilton - Win                  | -                   | -                           | -                           | -                    | 2.17500         | -        | -                    | -                   | 0.73940             | 5.20790           | -               | -              | -                                 | -                   | -                             | 1.80110             | 9.92340                                  |
|            | <b>TOTAL - HOMESTEAD</b>        | <b>6.00000</b>      | <b>-</b>                    | <b>-</b>                    | <b>-</b>             | <b>4.35000</b>  | <b>-</b> | <b>0.11760</b>       | <b>6.03700</b>      | <b>0.73940</b>      | <b>5.20790</b>    | <b>-</b>        | <b>-</b>       | <b>-</b>                          | <b>5.16190</b>      | <b>1.80110</b>                | <b>29.41490</b>     |  |
| 03100      | Hamilton - Sum                  | 6.00000             | 9.00000                     | 3.00000                     | -                    | 2.17500         | -        | 0.11760              | 6.03700             | -                   | -                 | -               | -              | -                                 | -                   | 5.16190                       | -                   | 28.49150                                 |
|            | Hamilton - Win                  | -                   | 9.00000                     | 3.00000                     | -                    | 2.17500         | -        | -                    | -                   | 0.73940             | 5.20790           | -               | -              | -                                 | -                   | -                             | 1.80110             | 18.92340                                 |
|            | <b>TOTAL - NON-HOME</b>         | <b>6.00000</b>      | <b>18.00000</b>             | <b>6.00000</b>              | <b>-</b>             | <b>4.35000</b>  | <b>-</b> | <b>0.11760</b>       | <b>6.03700</b>      | <b>0.73940</b>      | <b>5.20790</b>    | <b>-</b>        | <b>-</b>       | <b>-</b>                          | <b>5.16190</b>      | <b>1.80110</b>                | <b>47.41490</b>     |  |
|            | <b>MARTIN TWP</b>               |                     |                             |                             |                      |                 |          |                      |                     |                     |                   |                 |                |                                   |                     |                               |                     |  |
| 03060      | Martin - Sum                    | 6.00000             | -                           | -                           | -                    | -               | -        | -                    | -                   | -                   | -                 | -               | -              | -                                 | -                   | 5.16190                       | -                   | 11.16190                                 |
|            | Martin - Win                    | -                   | -                           | -                           | -                    | 7.00000         | -        | 0.14000              | 4.71640             | 1.06030             | 5.69310           | -               | -              | -                                 | -                   | -                             | 1.80110             | 20.41090                                 |
|            | <b>TOTAL - HOMESTEAD</b>        | <b>6.00000</b>      | <b>-</b>                    | <b>-</b>                    | <b>-</b>             | <b>7.00000</b>  | <b>-</b> | <b>0.14000</b>       | <b>4.71640</b>      | <b>1.06030</b>      | <b>5.69310</b>    | <b>-</b>        | <b>-</b>       | <b>-</b>                          | <b>5.16190</b>      | <b>1.80110</b>                | <b>31.57280</b>     |  |
| 03060      | Martin - Sum                    | 6.00000             | -                           | -                           | -                    | -               | -        | -                    | -                   | -                   | -                 | -               | -              | -                                 | -                   | 5.16190                       | -                   | 11.16190                                 |
|            | Martin - Win                    | -                   | 18.00000                    | 6.00000                     | -                    | 7.00000         | -        | 0.14000              | 4.71640             | 1.06030             | 5.69310           | -               | -              | -                                 | -                   | -                             | 1.80110             | 38.41090                                 |
|            | <b>TOTAL - NON-HOME</b>         | <b>6.00000</b>      | <b>18.00000</b>             | <b>6.00000</b>              | <b>-</b>             | <b>7.00000</b>  | <b>-</b> | <b>0.14000</b>       | <b>4.71640</b>      | <b>1.06030</b>      | <b>5.69310</b>    | <b>-</b>        | <b>-</b>       | <b>-</b>                          | <b>5.16190</b>      | <b>1.80110</b>                | <b>49.57280</b>     |  |
| 03010      | Plainwell - Sum                 | 6.00000             | -                           | -                           | -                    | -               | -        | -                    | -                   | -                   | -                 | -               | -              | -                                 | -                   | 5.16190                       | -                   | 11.16190                                 |
|            | Plainwell - Win                 | -                   | -                           | -                           | -                    | 10.55000        | -        | 0.14000              | 4.71640             | 1.06030             | 5.69310           | -               | -              | -                                 | -                   | -                             | 1.80110             | 23.96090                                 |
|            | <b>TOTAL - HOMESTEAD</b>        | <b>6.00000</b>      | <b>-</b>                    | <b>-</b>                    | <b>-</b>             | <b>10.55000</b> | <b>-</b> | <b>0.14000</b>       | <b>4.71640</b>      | <b>1.06030</b>      | <b>5.69310</b>    | <b>-</b>        | <b>-</b>       | <b>-</b>                          | <b>5.16190</b>      | <b>1.80110</b>                | <b>35.12280</b>     |  |
| 03010      | Plainwell - Sum                 | 6.00000             | -                           | -                           | -                    | -               | -        | -                    | -                   | -                   | -                 | -               | -              | -                                 | -                   | 5.16190                       | -                   | 11.16190                                 |
|            | Plainwell - Win                 | -                   | 18.00000                    | 6.00000                     | -                    | 10.55000        | -        | 0.14000              | 4.71640             | 1.06030             | 5.69310           | -               | -              | -                                 | -                   | -                             | 1.80110             | 41.96090                                 |
|            | <b>TOTAL - NON-HOME</b>         | <b>6.00000</b>      | <b>18.00000</b>             | <b>6.00000</b>              | <b>-</b>             | <b>10.55000</b> | <b>-</b> | <b>0.14000</b>       | <b>4.71640</b>      | <b>1.06030</b>      | <b>5.69310</b>    | <b>-</b>        | <b>-</b>       | <b>-</b>                          | <b>5.16190</b>      | <b>1.80110</b>                | <b>53.12280</b>     |  |
|            | <b>MONTEREY TWP</b>             |                     |                             |                             |                      |                 |          |                      |                     |                     |                   |                 |                |                                   |                     |                               |                     |  |
| 03030      | Allegan - Sum                   | 6.00000             | -                           | -                           | -                    | -               | -        | -                    | -                   | -                   | -                 | -               | -              | -                                 | -                   | 5.16190                       | -                   | 11.16190                                 |
|            | Allegan - Win                   | -                   | -                           | -                           | -                    | 8.53530         | -        | 0.14000              | 4.71640             | 1.04080             | 4.85460           | -               | 1.75390        | -                                 | -                   | -                             | 1.80110             | 22.84210                                 |
|            | <b>TOTAL - HOMESTEAD</b>        | <b>6.00000</b>      | <b>-</b>                    | <b>-</b>                    | <b>-</b>             | <b>8.53530</b>  | <b>-</b> | <b>0.14000</b>       | <b>4.71640</b>      | <b>1.04080</b>      | <b>4.85460</b>    | <b>-</b>        | <b>1.75390</b> | <b>-</b>                          | <b>-</b>            | <b>5.16190</b>                | <b>1.80110</b>      | <b>34.00400</b>                          |
| 03030      | Allegan - Sum                   | 6.00000             | -                           | -                           | -                    | -               | -        | -                    | -                   | -                   | -                 | -               | -              | -                                 | -                   | 5.16190                       | -                   | 11.16190                                 |
|            | Allegan - Win                   | -                   | 18.00000                    | 6.00000                     | -                    | 8.53530         | -        | 0.14000              | 4.71640             | 1.04080             | 4.85460           | -               | 1.75390        | -                                 | -                   | -                             | 1.80110             | 40.84210                                 |
|            | <b>TOTAL - NON-HOME</b>         | <b>6.00000</b>      | <b>18.00000</b>             | <b>6.00000</b>              | <b>-</b>             | <b>8.53530</b>  | <b>-</b> | <b>0.14000</b>       | <b>4.71640</b>      | <b>1.04080</b>      | <b>4.85460</b>    | <b>-</b>        | <b>1.75390</b> | <b>-</b>                          | <b>-</b>            | <b>5.16190</b>                | <b>1.80110</b>      | <b>52.00400</b>                          |

**2023 ALLEGAN COUNTY  
CERTIFIED PROPERTY TAX RATES  
(PER \$1000 TAXABLE VALUE)**

| STATE CODE | PUBLIC SCHOOL BY ASSESSING UNIT | K-12 SCHOOLS        |                             |                             |                      |                 | COLLEGE GRCC/LMCC | INTERMEDIATE SCHOOLS |                 | TWP/CITIES/VILLAGES |                 |          | AUTHORITIES                       |                | AD VALOREM SPECIALS<br>Unit-wide Special assessments | COUNTY              |  |                                  |
|------------|---------------------------------|---------------------|-----------------------------|-----------------------------|----------------------|-----------------|-------------------|----------------------|-----------------|---------------------|-----------------|----------|-----------------------------------|----------------|--|---------------------|--|----------------------------------|
|            |                                 | STATE EDUCATION TAX | NON-PRINCIPAL RESIDENCE TAX | COMMERCIAL PERSONAL MILLAGE | EXTRA VOTED MILLAGES | DEBT            |                   | ALLOCATED OPERATING  | VOTED OPERATING | ALLOCATED CHARTER   | VOTED OPERATING | DEBT     | VOTED LIBRARIES/POOL/FIRE/TRANSIT | VOTED DEBT     |  | ALLOCATED OPERATING | COUNTY VOTED ROADS / SENIOR/MEDICAL CARE | TOTAL MILLS (excl.com. Personal) |
|            | <b>MONTEREY TWP (cont.)</b>     |                     |                             |                             |                      |                 |                   |                      |                 |                     |                 |          |                                   |                |  |                     |  |                                  |
| 03100      | Hamilton - Sum                  | 6.00000             | -                           | -                           | -                    | 2.17500         | -                 | 0.11760              | 6.03700         | -                   | -               | -        | -                                 | -              | -  | 5.16190             | -  | 19.49150                         |
|            | Hamilton - Win                  | -                   | -                           | -                           | -                    | 2.17500         | -                 | -                    | -               | 1.04080             | 4.85460         | -        | 0.55100                           | -              | -  | -                   | 1.80110                                  | 10.42250                         |
|            | <b>TOTAL - HOMESTEAD</b>        | <b>6.00000</b>      | <b>-</b>                    | <b>-</b>                    | <b>-</b>             | <b>4.35000</b>  | <b>-</b>          | <b>0.11760</b>       | <b>6.03700</b>  | <b>1.04080</b>      | <b>4.85460</b>  | <b>-</b> | <b>0.55100</b>                    | <b>-</b>       | <b>-</b>   | <b>5.16190</b>      | <b>1.80110</b>                           | <b>29.91400</b>                  |
| 03100      | Hamilton - Sum                  | 6.00000             | 9.00000                     | 3.00000                     | -                    | 2.17500         | -                 | 0.11760              | 6.03700         | -                   | -               | -        | -                                 | -              | -  | 5.16190             | -  | 28.49150                         |
|            | Hamilton - Win                  | -                   | 9.00000                     | 3.00000                     | -                    | 2.17500         | -                 | -                    | -               | 1.04080             | 4.85460         | -        | 0.55100                           | -              | -  | -                   | 1.80110                                  | 19.42250                         |
|            | <b>TOTAL - NON-HOME</b>         | <b>6.00000</b>      | <b>18.00000</b>             | <b>6.00000</b>              | <b>-</b>             | <b>4.35000</b>  | <b>-</b>          | <b>0.11760</b>       | <b>6.03700</b>  | <b>1.04080</b>      | <b>4.85460</b>  | <b>-</b> | <b>0.55100</b>                    | <b>-</b>       | <b>-</b>   | <b>5.16190</b>      | <b>1.80110</b>                           | <b>47.91400</b>                  |
| 03070      | Hopkins - Sum                   | 6.00000             | -                           | -                           | -                    | -               | -                 | -                    | -               | -                   | -               | -        | -                                 | -              | -  | 5.16190             | -  | 11.16190                         |
|            | Hopkins - Win                   | -                   | -                           | -                           | 1.54500              | 10.34000        | -                 | 0.14000              | 4.71640         | 1.04080             | 4.85460         | -        | 0.55100                           | -              | -  | -                   | 1.80110                                  | 24.98890                         |
|            | <b>TOTAL - HOMESTEAD</b>        | <b>6.00000</b>      | <b>-</b>                    | <b>-</b>                    | <b>1.54500</b>       | <b>10.34000</b> | <b>-</b>          | <b>0.14000</b>       | <b>4.71640</b>  | <b>1.04080</b>      | <b>4.85460</b>  | <b>-</b> | <b>0.55100</b>                    | <b>-</b>       | <b>-</b>   | <b>5.16190</b>      | <b>1.80110</b>                           | <b>36.15080</b>                  |
| 03070      | Hopkins - Sum                   | 6.00000             | -                           | -                           | -                    | -               | -                 | -                    | -               | -                   | -               | -        | -                                 | -              | -  | 5.16190             | -  | 11.16190                         |
|            | Hopkins - Win                   | -                   | 18.00000                    | 6.00000                     | 1.54500              | 10.34000        | -                 | 0.14000              | 4.71640         | 1.04080             | 4.85460         | -        | 0.55100                           | -              | -  | -                   | 1.80110                                  | 42.98890                         |
|            | <b>TOTAL - NON-HOME</b>         | <b>6.00000</b>      | <b>18.00000</b>             | <b>6.00000</b>              | <b>1.54500</b>       | <b>10.34000</b> | <b>-</b>          | <b>0.14000</b>       | <b>4.71640</b>  | <b>1.04080</b>      | <b>4.85460</b>  | <b>-</b> | <b>0.55100</b>                    | <b>-</b>       | <b>-</b>   | <b>5.16190</b>      | <b>1.80110</b>                           | <b>54.15080</b>                  |
|            | <b>OTSEGO TWP</b>               |                     |                             |                             |                      |                 |                   |                      |                 |                     |                 |          |                                   |                |  |                     |  |                                  |
| 03030      | Allegan - Sum                   | 6.00000             | -                           | -                           | -                    | 4.26765         | -                 | -                    | -               | -                   | -               | -        | -                                 | -              | -  | 5.16190             | -  | 15.42955                         |
|            | Allegan - Win                   | -                   | -                           | -                           | -                    | 4.26765         | -                 | 0.14000              | 4.71640         | 1.06430             | 4.25000         | -        | 0.96770                           | 0.53000        | -  | -                   | 1.80110                                  | 17.73715                         |
|            | <b>TOTAL - HOMESTEAD</b>        | <b>6.00000</b>      | <b>-</b>                    | <b>-</b>                    | <b>-</b>             | <b>8.53530</b>  | <b>-</b>          | <b>0.14000</b>       | <b>4.71640</b>  | <b>1.06430</b>      | <b>4.25000</b>  | <b>-</b> | <b>0.96770</b>                    | <b>0.53000</b> | <b>-</b>   | <b>5.16190</b>      | <b>1.80110</b>                           | <b>33.16670</b>                  |
| 03030      | Allegan - Sum                   | 6.00000             | 9.00000                     | 3.00000                     | -                    | 4.26765         | -                 | -                    | -               | -                   | -               | -        | -                                 | -              | -  | 5.16190             | -  | 24.42955                         |
|            | Allegan - Win                   | -                   | 9.00000                     | 3.00000                     | -                    | 4.26765         | -                 | 0.14000              | 4.71640         | 1.06430             | 4.25000         | -        | 0.96770                           | 0.53000        | -  | -                   | 1.80110                                  | 26.73715                         |
|            | <b>TOTAL - NON-HOME</b>         | <b>6.00000</b>      | <b>18.00000</b>             | <b>6.00000</b>              | <b>-</b>             | <b>8.53530</b>  | <b>-</b>          | <b>0.14000</b>       | <b>4.71640</b>  | <b>1.06430</b>      | <b>4.25000</b>  | <b>-</b> | <b>0.96770</b>                    | <b>0.53000</b> | <b>-</b>   | <b>5.16190</b>      | <b>1.80110</b>                           | <b>51.16670</b>                  |
| 03060      | Martin - Sum                    | 6.00000             | -                           | -                           | -                    | -               | -                 | -                    | -               | -                   | -               | -        | -                                 | -              | -  | 5.16190             | -  | 11.16190                         |
|            | Martin - Win                    | -                   | -                           | -                           | -                    | 7.00000         | -                 | 0.14000              | 4.71640         | 1.06430             | 4.25000         | -        | 0.96770                           | 0.53000        | -  | -                   | 1.80110                                  | 20.46950                         |
|            | <b>TOTAL - HOMESTEAD</b>        | <b>6.00000</b>      | <b>-</b>                    | <b>-</b>                    | <b>-</b>             | <b>7.00000</b>  | <b>-</b>          | <b>0.14000</b>       | <b>4.71640</b>  | <b>1.06430</b>      | <b>4.25000</b>  | <b>-</b> | <b>0.96770</b>                    | <b>0.53000</b> | <b>-</b>   | <b>5.16190</b>      | <b>1.80110</b>                           | <b>31.63140</b>                  |
| 03060      | Martin - Sum                    | 6.00000             | -                           | -                           | -                    | -               | -                 | -                    | -               | -                   | -               | -        | -                                 | -              | -  | 5.16190             | -  | 11.16190                         |
|            | Martin - Win                    | -                   | 18.00000                    | 6.00000                     | -                    | 7.00000         | -                 | 0.14000              | 4.71640         | 1.06430             | 4.25000         | -        | 0.96770                           | 0.53000        | -  | -                   | 1.80110                                  | 38.46950                         |
|            | <b>TOTAL - NON-HOME</b>         | <b>6.00000</b>      | <b>18.00000</b>             | <b>6.00000</b>              | <b>-</b>             | <b>7.00000</b>  | <b>-</b>          | <b>0.14000</b>       | <b>4.71640</b>  | <b>1.06430</b>      | <b>4.25000</b>  | <b>-</b> | <b>0.96770</b>                    | <b>0.53000</b> | <b>-</b>   | <b>5.16190</b>      | <b>1.80110</b>                           | <b>49.63140</b>                  |
| 03020      | Otsego - Sum                    | 6.00000             | -                           | -                           | -                    | -               | -                 | -                    | -               | -                   | -               | -        | -                                 | -              | -  | 5.16190             | -  | 11.16190                         |
|            | Otsego - Win                    | -                   | -                           | -                           | -                    | 8.49000         | -                 | 0.14000              | 4.71640         | 1.06430             | 4.25000         | -        | 0.96770                           | 0.53000        | -  | -                   | 1.80110                                  | 21.95950                         |
|            | <b>TOTAL - HOMESTEAD</b>        | <b>6.00000</b>      | <b>-</b>                    | <b>-</b>                    | <b>-</b>             | <b>8.49000</b>  | <b>-</b>          | <b>0.14000</b>       | <b>4.71640</b>  | <b>1.06430</b>      | <b>4.25000</b>  | <b>-</b> | <b>0.96770</b>                    | <b>0.53000</b> | <b>-</b>   | <b>5.16190</b>      | <b>1.80110</b>                           | <b>33.12140</b>                  |
| 03020      | Otsego - Sum                    | 6.00000             | -                           | -                           | -                    | -               | -                 | -                    | -               | -                   | -               | -        | -                                 | -              | -  | 5.16190             | -  | 11.16190                         |
|            | Otsego - Win                    | -                   | 17.26740                    | 5.26740                     | -                    | 8.49000         | -                 | 0.14000              | 4.71640         | 1.06430             | 4.25000         | -        | 0.96770                           | 0.53000        | -  | -                   | 1.80110                                  | 39.22690                         |
|            | <b>TOTAL - NON-HOME</b>         | <b>6.00000</b>      | <b>17.26740</b>             | <b>5.26740</b>              | <b>-</b>             | <b>8.49000</b>  | <b>-</b>          | <b>0.14000</b>       | <b>4.71640</b>  | <b>1.06430</b>      | <b>4.25000</b>  | <b>-</b> | <b>0.96770</b>                    | <b>0.53000</b> | <b>-</b>   | <b>5.16190</b>      | <b>1.80110</b>                           | <b>50.38880</b>                  |

**2023 ALLEGAN COUNTY  
CERTIFIED PROPERTY TAX RATES  
(PER \$1000 TAXABLE VALUE)**

| STATE CODE | PUBLIC SCHOOL BY ASSESSING UNIT | K-12 SCHOOLS        |                             |                             |                      |                 | COLLEGE  | INTERMEDIATE SCHOOLS |                     | TWP/CITIES/VILLAGES |                   |                 | AUTHORITIES    |                                   | AD VALOREM SPECIALS | COUNTY                        |                     |  |                                  |  |
|------------|---------------------------------|---------------------|-----------------------------|-----------------------------|----------------------|-----------------|----------|----------------------|---------------------|---------------------|-------------------|-----------------|----------------|-----------------------------------|---------------------|-------------------------------|---------------------|--|----------------------------------|--|
|            |                                 | STATE EDUCATION TAX | NON-PRINCIPAL RESIDENCE TAX | COMMERCIAL PERSONAL MILLAGE | EXTRA VOTED MILLAGES | DEBT            |          | GRCC/LMCC            | ALLOCATED OPERATING | VOTED OPERATING     | ALLOCATED CHARTER | VOTED OPERATING | DEBT           | VOTED LIBRARIES/POOL/FIRE/TRANSIT | VOTED DEBT          | Unit-wide Special assessments | ALLOCATED OPERATING | COUNTY VOTED ROADS / SENIOR/MEDICAL CARE | TOTAL MILLS (excl.com. Personal) |  |
|            | <b>OTSEGO TWP (cont.)</b>       |                     |                             |                             |                      |                 |          |                      |                     |                     |                   |                 |                |                                   |                     |                               |                     |  |                                  |  |
| 03020      | Otsego/Martin Dbt-Sum           | 6.00000             | -                           | -                           | -                    | -               | -        | -                    | -                   | -                   | -                 | -               | -              | -                                 | -                   | -                             | 5.16190             | -  | 11.16190                         |  |
|            | Otsego/Martin Dbt-Win           | -                   | -                           | -                           | -                    | 7.00000         | -        | 0.14000              | 4.71640             | 1.06430             | 4.25000           | -               | 0.96770        | 0.53000                           | -                   | -                             | -                   | 1.80110                                  | 20.46950                         |  |
|            | <b>TOTAL - HOMESTEAD</b>        | <b>6.00000</b>      | <b>-</b>                    | <b>-</b>                    | <b>-</b>             | <b>7.00000</b>  | <b>-</b> | <b>0.14000</b>       | <b>4.71640</b>      | <b>1.06430</b>      | <b>4.25000</b>    | <b>-</b>        | <b>0.96770</b> | <b>0.53000</b>                    | <b>-</b>            | <b>-</b>                      | <b>5.16190</b>      | <b>1.80110</b>                           | <b>31.63140</b>                  |  |
| 03020      | Otsego/Martin Dbt-Sum           | 6.00000             | -                           | -                           | -                    | -               | -        | -                    | -                   | -                   | -                 | -               | -              | -                                 | -                   | -                             | 5.16190             | -  | 11.16190                         |  |
|            | Otsego/Martin Dbt-Win           | -                   | 17.26740                    | 5.26740                     | -                    | 7.00000         | -        | 0.14000              | 4.71640             | 1.06430             | 4.25000           | -               | 0.96770        | 0.53000                           | -                   | -                             | -                   | 1.80110                                  | 37.73690                         |  |
|            | <b>TOTAL - NON-HOME</b>         | <b>6.00000</b>      | <b>17.26740</b>             | <b>5.26740</b>              | <b>-</b>             | <b>7.00000</b>  | <b>-</b> | <b>0.14000</b>       | <b>4.71640</b>      | <b>1.06430</b>      | <b>4.25000</b>    | <b>-</b>        | <b>0.96770</b> | <b>0.53000</b>                    | <b>-</b>            | <b>-</b>                      | <b>5.16190</b>      | <b>1.80110</b>                           | <b>48.89880</b>                  |  |
| 03010      | Plainwell - Sum                 | 6.00000             | -                           | -                           | -                    | -               | -        | -                    | -                   | -                   | -                 | -               | -              | -                                 | -                   | -                             | 5.16190             | -  | 11.16190                         |  |
|            | Plainwell - Win                 | -                   | -                           | -                           | -                    | 10.55000        | -        | 0.14000              | 4.71640             | 1.06430             | 4.25000           | -               | 0.96770        | 0.53000                           | -                   | -                             | -                   | 1.80110                                  | 24.01950                         |  |
|            | <b>TOTAL - HOMESTEAD</b>        | <b>6.00000</b>      | <b>-</b>                    | <b>-</b>                    | <b>-</b>             | <b>10.55000</b> | <b>-</b> | <b>0.14000</b>       | <b>4.71640</b>      | <b>1.06430</b>      | <b>4.25000</b>    | <b>-</b>        | <b>0.96770</b> | <b>0.53000</b>                    | <b>-</b>            | <b>-</b>                      | <b>5.16190</b>      | <b>1.80110</b>                           | <b>35.18140</b>                  |  |
| 03010      | Plainwell - Sum                 | 6.00000             | -                           | -                           | -                    | -               | -        | -                    | -                   | -                   | -                 | -               | -              | -                                 | -                   | -                             | 5.16190             | -  | 11.16190                         |  |
|            | Plainwell - Win                 | -                   | 18.00000                    | 6.00000                     | -                    | 10.55000        | -        | 0.14000              | 4.71640             | 1.06430             | 4.25000           | -               | 0.96770        | 0.53000                           | -                   | -                             | -                   | 1.80110                                  | 42.01950                         |  |
|            | <b>TOTAL - NON-HOME</b>         | <b>6.00000</b>      | <b>18.00000</b>             | <b>6.00000</b>              | <b>-</b>             | <b>10.55000</b> | <b>-</b> | <b>0.14000</b>       | <b>4.71640</b>      | <b>1.06430</b>      | <b>4.25000</b>    | <b>-</b>        | <b>0.96770</b> | <b>0.53000</b>                    | <b>-</b>            | <b>-</b>                      | <b>5.16190</b>      | <b>1.80110</b>                           | <b>53.18140</b>                  |  |
|            | <b>OVERISEL TWP</b>             |                     |                             |                             |                      |                 |          |                      |                     |                     |                   |                 |                |                                   |                     |                               |                     |  |                                  |  |
| 03100      | Hamilton - Sum                  | 6.00000             | -                           | -                           | -                    | 2.17500         | -        | 0.11760              | 6.03700             | -                   | -                 | -               | -              | -                                 | -                   | -                             | 5.16190             | -  | 19.49150                         |  |
|            | Hamilton - Win                  | -                   | -                           | -                           | -                    | 2.17500         | -        | -                    | -                   | 0.76000             | 6.65000           | -               | -              | -                                 | -                   | -                             | -                   | 1.80110                                  | 11.38610                         |  |
|            | <b>TOTAL - HOMESTEAD</b>        | <b>6.00000</b>      | <b>-</b>                    | <b>-</b>                    | <b>-</b>             | <b>4.35000</b>  | <b>-</b> | <b>0.11760</b>       | <b>6.03700</b>      | <b>0.76000</b>      | <b>6.65000</b>    | <b>-</b>        | <b>-</b>       | <b>-</b>                          | <b>-</b>            | <b>-</b>                      | <b>5.16190</b>      | <b>1.80110</b>                           | <b>30.87760</b>                  |  |
| 03100      | Hamilton - Sum                  | 6.00000             | 9.00000                     | 3.00000                     | -                    | 2.17500         | -        | 0.11760              | 6.03700             | -                   | -                 | -               | -              | -                                 | -                   | -                             | 5.16190             | -  | 28.49150                         |  |
|            | Hamilton - Win                  | -                   | 9.00000                     | 3.00000                     | -                    | 2.17500         | -        | -                    | -                   | 0.76000             | 6.65000           | -               | -              | -                                 | -                   | -                             | -                   | 1.80110                                  | 20.38610                         |  |
|            | <b>TOTAL - NON-HOME</b>         | <b>6.00000</b>      | <b>18.00000</b>             | <b>6.00000</b>              | <b>-</b>             | <b>4.35000</b>  | <b>-</b> | <b>0.11760</b>       | <b>6.03700</b>      | <b>0.76000</b>      | <b>6.65000</b>    | <b>-</b>        | <b>-</b>       | <b>-</b>                          | <b>-</b>            | <b>-</b>                      | <b>5.16190</b>      | <b>1.80110</b>                           | <b>48.87760</b>                  |  |
| 70350      | Zeeland - Sum                   | 6.00000             | -                           | -                           | 0.74010              | 3.72500         | -        | 0.11760              | 6.03700             | -                   | -                 | -               | -              | -                                 | -                   | -                             | 5.16190             | -  | 21.78160                         |  |
|            | Zeeland - Win                   | -                   | -                           | -                           | 0.74010              | 3.72500         | -        | -                    | -                   | 0.76000             | 6.65000           | -               | -              | -                                 | -                   | -                             | -                   | 1.80110                                  | 13.67620                         |  |
|            | <b>TOTAL - HOMESTEAD</b>        | <b>6.00000</b>      | <b>-</b>                    | <b>-</b>                    | <b>1.48020</b>       | <b>7.45000</b>  | <b>-</b> | <b>0.11760</b>       | <b>6.03700</b>      | <b>0.76000</b>      | <b>6.65000</b>    | <b>-</b>        | <b>-</b>       | <b>-</b>                          | <b>-</b>            | <b>-</b>                      | <b>5.16190</b>      | <b>1.80110</b>                           | <b>35.45780</b>                  |  |
| 70350      | Zeeland - Sum                   | 6.00000             | 9.00000                     | 3.00000                     | 0.74010              | 3.72500         | -        | 0.11760              | 6.03700             | -                   | -                 | -               | -              | -                                 | -                   | -                             | 5.16190             | -  | 30.78160                         |  |
|            | Zeeland - Win                   | -                   | 9.00000                     | 3.00000                     | 0.74010              | 3.72500         | -        | -                    | -                   | 0.76000             | 6.65000           | -               | -              | -                                 | -                   | -                             | -                   | 1.80110                                  | 22.67620                         |  |
|            | <b>TOTAL - NON-HOME</b>         | <b>6.00000</b>      | <b>18.00000</b>             | <b>6.00000</b>              | <b>1.48020</b>       | <b>7.45000</b>  | <b>-</b> | <b>0.11760</b>       | <b>6.03700</b>      | <b>0.76000</b>      | <b>6.65000</b>    | <b>-</b>        | <b>-</b>       | <b>-</b>                          | <b>-</b>            | <b>-</b>                      | <b>5.16190</b>      | <b>1.80110</b>                           | <b>53.45780</b>                  |  |
|            | <b>SALEM TWP</b>                |                     |                             |                             |                      |                 |          |                      |                     |                     |                   |                 |                |                                   |                     |                               |                     |  |                                  |  |
| 03100      | Hamilton - Sum                  | 6.00000             | -                           | -                           | -                    | 2.17500         | -        | 0.11760              | 6.03700             | -                   | -                 | -               | -              | -                                 | -                   | -                             | 5.16190             | -  | 19.49150                         |  |
|            | Hamilton - Win                  | -                   | -                           | -                           | -                    | 2.17500         | -        | -                    | -                   | 1.07000             | 5.88360           | -               | -              | -                                 | -                   | -                             | -                   | 1.80110                                  | 10.92970                         |  |
|            | <b>TOTAL - HOMESTEAD</b>        | <b>6.00000</b>      | <b>-</b>                    | <b>-</b>                    | <b>-</b>             | <b>4.35000</b>  | <b>-</b> | <b>0.11760</b>       | <b>6.03700</b>      | <b>1.07000</b>      | <b>5.88360</b>    | <b>-</b>        | <b>-</b>       | <b>-</b>                          | <b>-</b>            | <b>-</b>                      | <b>5.16190</b>      | <b>1.80110</b>                           | <b>30.42120</b>                  |  |
| 03100      | Hamilton - Sum                  | 6.00000             | 9.00000                     | 3.00000                     | -                    | 2.17500         | -        | 0.11760              | 6.03700             | -                   | -                 | -               | -              | -                                 | -                   | -                             | 5.16190             | -  | 28.49150                         |  |
|            | Hamilton - Win                  | -                   | 9.00000                     | 3.00000                     | -                    | 2.17500         | -        | -                    | -                   | 1.07000             | 5.88360           | -               | -              | -                                 | -                   | -                             | -                   | 1.80110                                  | 19.92970                         |  |
|            | <b>TOTAL - NON-HOME</b>         | <b>6.00000</b>      | <b>18.00000</b>             | <b>6.00000</b>              | <b>-</b>             | <b>4.35000</b>  | <b>-</b> | <b>0.11760</b>       | <b>6.03700</b>      | <b>1.07000</b>      | <b>5.88360</b>    | <b>-</b>        | <b>-</b>       | <b>-</b>                          | <b>-</b>            | <b>-</b>                      | <b>5.16190</b>      | <b>1.80110</b>                           | <b>48.42120</b>                  |  |

**2023 ALLEGAN COUNTY  
CERTIFIED PROPERTY TAX RATES  
(PER \$1000 TAXABLE VALUE)**

| STATE CODE | PUBLIC SCHOOL BY ASSESSING UNIT | K-12 SCHOOLS        |                             |                             |                      |                 | COLLEGE  | INTERMEDIATE SCHOOLS |                     | TWP/CITIES/VILLAGES |                   |                 | AUTHORITIES    |                                   | AD VALOREM SPECIALS | COUNTY     |                               |                     |  |
|------------|---------------------------------|---------------------|-----------------------------|-----------------------------|----------------------|-----------------|----------|----------------------|---------------------|---------------------|-------------------|-----------------|----------------|-----------------------------------|---------------------|------------|-------------------------------|---------------------|--|
|            |                                 | STATE EDUCATION TAX | NON-PRINCIPAL RESIDENCE TAX | COMMERCIAL PERSONAL MILLAGE | EXTRA VOTED MILLAGES | DEBT            |          | GRCC/LMCC            | ALLOCATED OPERATING | VOTED OPERATING     | ALLOCATED CHARTER | VOTED OPERATING | DEBT           | VOTED LIBRARIES/POOL/FIRE/TRANSIT |                     | VOTED DEBT | Unit-wide Special assessments | ALLOCATED OPERATING | COUNTY VOTED ROADS / SENIOR/MEDICAL CARE |
|            | <b>SALEM TWP (cont.)</b>        |                     |                             |                             |                      |                 |          |                      |                     |                     |                   |                 |                |                                   |                     |            |                               |                     |  |
| 03070      | Hopkins - Sum                   | 6.00000             | -                           | -                           | -                    | -               | -        | -                    | -                   | -                   | -                 | -               | -              | -                                 | -                   | -          | 5.16190                       | -                   | 11.16190                                 |
|            | Hopkins - Win                   | -                   | -                           | -                           | 1.54500              | 10.34000        | -        | 0.14000              | 4.71640             | 1.07000             | 5.88360           | -               | -              | -                                 | -                   | -          | -                             | 1.80110             | 25.49610                                 |
|            | <b>TOTAL - HOMESTEAD</b>        | <b>6.00000</b>      | <b>-</b>                    | <b>-</b>                    | <b>1.54500</b>       | <b>10.34000</b> | <b>-</b> | <b>0.14000</b>       | <b>4.71640</b>      | <b>1.07000</b>      | <b>5.88360</b>    | <b>-</b>        | <b>-</b>       | <b>-</b>                          | <b>-</b>            | <b>-</b>   | <b>5.16190</b>                | <b>1.80110</b>      | <b>36.65800</b>                          |
| 03070      | Hopkins - Sum                   | 6.00000             | -                           | -                           | -                    | -               | -        | -                    | -                   | -                   | -                 | -               | -              | -                                 | -                   | -          | 5.16190                       | -                   | 11.16190                                 |
|            | Hopkins - Win                   | -                   | 18.00000                    | 6.00000                     | 1.54500              | 10.34000        | -        | 0.14000              | 4.71640             | 1.07000             | 5.88360           | -               | -              | -                                 | -                   | -          | -                             | 1.80110             | 43.49610                                 |
|            | <b>TOTAL - NON-HOME</b>         | <b>6.00000</b>      | <b>18.00000</b>             | <b>6.00000</b>              | <b>1.54500</b>       | <b>10.34000</b> | <b>-</b> | <b>0.14000</b>       | <b>4.71640</b>      | <b>1.07000</b>      | <b>5.88360</b>    | <b>-</b>        | <b>-</b>       | <b>-</b>                          | <b>-</b>            | <b>-</b>   | <b>5.16190</b>                | <b>1.80110</b>      | <b>54.65800</b>                          |
| 70190      | Hudsonville - Sum               | 6.00000             | -                           | -                           | 1.00000              | 7.00000         | -        | 0.11760              | 6.03700             | -                   | -                 | -               | -              | -                                 | -                   | -          | 5.16190                       | -                   | 25.31650                                 |
|            | Hudsonville - Win               | -                   | -                           | -                           | -                    | -               | -        | -                    | -                   | 1.07000             | 5.88360           | -               | -              | -                                 | -                   | -          | -                             | 1.80110             | 8.75470                                  |
|            | <b>TOTAL - HOMESTEAD</b>        | <b>6.00000</b>      | <b>-</b>                    | <b>-</b>                    | <b>1.00000</b>       | <b>7.00000</b>  | <b>-</b> | <b>0.11760</b>       | <b>6.03700</b>      | <b>1.07000</b>      | <b>5.88360</b>    | <b>-</b>        | <b>-</b>       | <b>-</b>                          | <b>-</b>            | <b>-</b>   | <b>5.16190</b>                | <b>1.80110</b>      | <b>34.07120</b>                          |
| 70190      | Hudsonville - Sum               | 6.00000             | 18.00000                    | 6.00000                     | 1.00000              | 7.00000         | -        | 0.11760              | 6.03700             | -                   | -                 | -               | -              | -                                 | -                   | -          | 5.16190                       | -                   | 43.31650                                 |
|            | Hudsonville - Win               | -                   | -                           | -                           | -                    | -               | -        | -                    | -                   | 1.07000             | 5.88360           | -               | -              | -                                 | -                   | -          | -                             | 1.80110             | 8.75470                                  |
|            | <b>TOTAL -NON-HOME</b>          | <b>6.00000</b>      | <b>18.00000</b>             | <b>6.00000</b>              | <b>1.00000</b>       | <b>7.00000</b>  | <b>-</b> | <b>0.11760</b>       | <b>6.03700</b>      | <b>1.07000</b>      | <b>5.88360</b>    | <b>-</b>        | <b>-</b>       | <b>-</b>                          | <b>-</b>            | <b>-</b>   | <b>5.16190</b>                | <b>1.80110</b>      | <b>52.07120</b>                          |
| 70350      | Zeeland - Sum                   | 6.00000             | -                           | -                           | 0.74010              | 3.72500         | -        | 0.11760              | 6.03700             | -                   | -                 | -               | -              | -                                 | -                   | -          | 5.16190                       | -                   | 21.78160                                 |
|            | Zeeland - Win                   | -                   | -                           | -                           | 0.74010              | 3.72500         | -        | -                    | -                   | 1.07000             | 5.88360           | -               | -              | -                                 | -                   | -          | -                             | 1.80110             | 13.21980                                 |
|            | <b>TOTAL - HOMESTEAD</b>        | <b>6.00000</b>      | <b>-</b>                    | <b>-</b>                    | <b>1.48020</b>       | <b>7.45000</b>  | <b>-</b> | <b>0.11760</b>       | <b>6.03700</b>      | <b>1.07000</b>      | <b>5.88360</b>    | <b>-</b>        | <b>-</b>       | <b>-</b>                          | <b>-</b>            | <b>-</b>   | <b>5.16190</b>                | <b>1.80110</b>      | <b>35.00140</b>                          |
| 70350      | Zeeland - Sum                   | 6.00000             | 9.00000                     | 3.00000                     | 0.74010              | 3.72500         | -        | 0.11760              | 6.03700             | -                   | -                 | -               | -              | -                                 | -                   | -          | 5.16190                       | -                   | 30.78160                                 |
|            | Zeeland - Win                   | -                   | 9.00000                     | 3.00000                     | 0.74010              | 3.72500         | -        | -                    | -                   | 1.07000             | 5.88360           | -               | -              | -                                 | -                   | -          | -                             | 1.80110             | 22.21980                                 |
|            | <b>TOTAL -NON-HOME</b>          | <b>6.00000</b>      | <b>18.00000</b>             | <b>6.00000</b>              | <b>1.48020</b>       | <b>7.45000</b>  | <b>-</b> | <b>0.11760</b>       | <b>6.03700</b>      | <b>1.07000</b>      | <b>5.88360</b>    | <b>-</b>        | <b>-</b>       | <b>-</b>                          | <b>-</b>            | <b>-</b>   | <b>5.16190</b>                | <b>1.80110</b>      | <b>53.00140</b>                          |
|            | <b>SAUGATUCK TWP</b>            |                     |                             |                             |                      |                 |          |                      |                     |                     |                   |                 |                |                                   |                     |            |                               |                     |  |
| 03050      | Fennville - Sum                 | 6.00000             | -                           | -                           | -                    | -               | -        | -                    | -                   | -                   | -                 | -               | -              | -                                 | -                   | -          | 5.16190                       | -                   | 11.16190                                 |
|            | Fennville - Win                 | -                   | -                           | -                           | 0.48850              | 6.70000         | -        | 0.14000              | 4.71640             | 1.02810             | 2.66030           | -               | 0.94660        | 0.29000                           | 2.50000             | -          | -                             | 1.80110             | 21.27100                                 |
|            | <b>TOTAL - HOMESTEAD</b>        | <b>6.00000</b>      | <b>-</b>                    | <b>-</b>                    | <b>0.48850</b>       | <b>6.70000</b>  | <b>-</b> | <b>0.14000</b>       | <b>4.71640</b>      | <b>1.02810</b>      | <b>2.66030</b>    | <b>-</b>        | <b>0.94660</b> | <b>0.29000</b>                    | <b>2.50000</b>      | <b>-</b>   | <b>5.16190</b>                | <b>1.80110</b>      | <b>32.43290</b>                          |
| 03050      | Fennville - Sum                 | 6.00000             | -                           | -                           | -                    | -               | -        | -                    | -                   | -                   | -                 | -               | -              | -                                 | -                   | -          | 5.16190                       | -                   | 11.16190                                 |
|            | Fennville - Win                 | -                   | 18.00000                    | 6.00000                     | 0.48850              | 6.70000         | -        | 0.14000              | 4.71640             | 1.02810             | 2.66030           | -               | 0.94660        | 0.29000                           | 2.50000             | -          | -                             | 1.80110             | 39.27100                                 |
|            | <b>TOTAL - NON-HOME</b>         | <b>6.00000</b>      | <b>18.00000</b>             | <b>6.00000</b>              | <b>0.48850</b>       | <b>6.70000</b>  | <b>-</b> | <b>0.14000</b>       | <b>4.71640</b>      | <b>1.02810</b>      | <b>2.66030</b>    | <b>-</b>        | <b>0.94660</b> | <b>0.29000</b>                    | <b>2.50000</b>      | <b>-</b>   | <b>5.16190</b>                | <b>1.80110</b>      | <b>50.43290</b>                          |
| 03100      | Hamilton - Sum                  | 6.00000             | -                           | -                           | -                    | -               | -        | 0.11760              | 6.03700             | -                   | -                 | -               | -              | -                                 | -                   | -          | 5.16190                       | -                   | 17.31650                                 |
|            | Hamilton - Win                  | -                   | -                           | -                           | -                    | 4.35000         | -        | -                    | -                   | 1.02810             | 2.66030           | -               | 0.94660        | 0.29000                           | 2.50000             | -          | -                             | 1.80110             | 13.57610                                 |
|            | <b>TOTAL - HOMESTEAD</b>        | <b>6.00000</b>      | <b>-</b>                    | <b>-</b>                    | <b>-</b>             | <b>4.35000</b>  | <b>-</b> | <b>0.11760</b>       | <b>6.03700</b>      | <b>1.02810</b>      | <b>2.66030</b>    | <b>-</b>        | <b>0.94660</b> | <b>0.29000</b>                    | <b>2.50000</b>      | <b>-</b>   | <b>5.16190</b>                | <b>1.80110</b>      | <b>30.89260</b>                          |
| 03100      | Hamilton - Sum                  | 6.00000             | -                           | -                           | -                    | -               | -        | 0.11760              | 6.03700             | -                   | -                 | -               | -              | -                                 | -                   | -          | 5.16190                       | -                   | 17.31650                                 |
|            | Hamilton - Win                  | -                   | 18.00000                    | 6.00000                     | -                    | 4.35000         | -        | -                    | -                   | 1.02810             | 2.66030           | -               | 0.94660        | 0.29000                           | 2.50000             | -          | -                             | 1.80110             | 31.57610                                 |
|            | <b>TOTAL -NON-HOME</b>          | <b>6.00000</b>      | <b>18.00000</b>             | <b>6.00000</b>              | <b>-</b>             | <b>4.35000</b>  | <b>-</b> | <b>0.11760</b>       | <b>6.03700</b>      | <b>1.02810</b>      | <b>2.66030</b>    | <b>-</b>        | <b>0.94660</b> | <b>0.29000</b>                    | <b>2.50000</b>      | <b>-</b>   | <b>5.16190</b>                | <b>1.80110</b>      | <b>48.89260</b>                          |

**2023 ALLEGAN COUNTY  
CERTIFIED PROPERTY TAX RATES  
(PER \$1000 TAXABLE VALUE)**

| STATE CODE | PUBLIC SCHOOL BY ASSESSING UNIT | K-12 SCHOOLS        |                             |                             |                      |                | COLLEGE   | INTERMEDIATE SCHOOLS |                 | TWP/CITIES/VILLAGES |                 |          | AUTHORITIES                      |                | AD VALOREM SPECIALS           | COUNTY              |  |                                  |
|------------|---------------------------------|---------------------|-----------------------------|-----------------------------|----------------------|----------------|-----------|----------------------|-----------------|---------------------|-----------------|----------|----------------------------------|----------------|-------------------------------|---------------------|--|----------------------------------|
|            |                                 | STATE EDUCATION TAX | NON-PRINCIPAL RESIDENCE TAX | COMMERCIAL PERSONAL MILLAGE | EXTRA VOTED MILLAGES | DEBT           | GRCC/LMCC | ALLOCATED OPERATING  | VOTED OPERATING | ALLOCATED CHARTER   | VOTED OPERATING | DEBT     | VOTED LIBRARIES/POL/FIRE/TRANSIT | VOTED DEBT     | Unit-wide Special assessments | ALLOCATED OPERATING | COUNTY VOTED ROADS / SENIOR/MEDICAL CARE | TOTAL MILLS (excl.com. Personal) |
|            | <b>SAUGATUCK TWP (cont.)</b>    |                     |                             |                             |                      |                |           |                      |                 |                     |                 |          |                                  |                |                               |                     |  |                                  |
| 03080      | Saugatuck - Sum                 | 6.00000             | -                           | -                           | 0.37500              | 1.72500        | -         | 0.11760              | 6.03700         | -                   | -               | -        | -                                | -              | -                             | 5.16190             | -  | 19.41650                         |
|            | Saugatuck - Win                 | -                   | -                           | -                           | 0.37500              | 1.72500        | -         | -                    | -               | 1.02810             | 2.66030         | -        | 0.94660                          | 0.29000        | 2.50000                       | -                   | 1.80110                                  | 11.32610                         |
|            | <b>TOTAL - HOMESTEAD</b>        | <b>6.00000</b>      | <b>-</b>                    | <b>-</b>                    | <b>0.75000</b>       | <b>3.45000</b> | <b>-</b>  | <b>0.11760</b>       | <b>6.03700</b>  | <b>1.02810</b>      | <b>2.66030</b>  | <b>-</b> | <b>0.94660</b>                   | <b>0.29000</b> | <b>2.50000</b>                | <b>5.16190</b>      | <b>1.80110</b>                           | <b>30.74260</b>                  |
| 03080      | Saugatuck - Sum                 | 6.00000             | 9.00000                     | 3.00000                     | 0.37500              | 1.72500        | -         | 0.11760              | 6.03700         | -                   | -               | -        | -                                | -              | -                             | 5.16190             | -  | 28.41650                         |
|            | Saugatuck - Win                 | -                   | 9.00000                     | 3.00000                     | 0.37500              | 1.72500        | -         | -                    | -               | 1.02810             | 2.66030         | -        | 0.94660                          | 0.29000        | 2.50000                       | -                   | 1.80110                                  | 20.32610                         |
|            | <b>TOTAL - NON-HOME</b>         | <b>6.00000</b>      | <b>18.00000</b>             | <b>6.00000</b>              | <b>0.75000</b>       | <b>3.45000</b> | <b>-</b>  | <b>0.11760</b>       | <b>6.03700</b>  | <b>1.02810</b>      | <b>2.66030</b>  | <b>-</b> | <b>0.94660</b>                   | <b>0.29000</b> | <b>2.50000</b>                | <b>5.16190</b>      | <b>1.80110</b>                           | <b>48.74260</b>                  |
|            | <b>TROWBRIDGE TWP</b>           |                     |                             |                             |                      |                |           |                      |                 |                     |                 |          |                                  |                |                               |                     |  |                                  |
| 03030      | Allegan - Sum                   | 6.00000             | -                           | -                           | -                    | -              | -         | -                    | -               | -                   | -               | -        | -                                | -              | -                             | 5.16190             | -  | 11.16190                         |
|            | Allegan - Win                   | -                   | -                           | -                           | -                    | 8.53530        | -         | 0.14000              | 4.71640         | 1.03600             | 3.46830         | -        | 1.75390                          | -              | -                             | -                   | 1.80110                                  | 21.45100                         |
|            | <b>TOTAL - HOMESTEAD</b>        | <b>6.00000</b>      | <b>-</b>                    | <b>-</b>                    | <b>-</b>             | <b>8.53530</b> | <b>-</b>  | <b>0.14000</b>       | <b>4.71640</b>  | <b>1.03600</b>      | <b>3.46830</b>  | <b>-</b> | <b>1.75390</b>                   | <b>-</b>       | <b>-</b>                      | <b>5.16190</b>      | <b>1.80110</b>                           | <b>32.61290</b>                  |
| 03030      | Allegan - Sum                   | 6.00000             | -                           | -                           | -                    | -              | -         | -                    | -               | -                   | -               | -        | -                                | -              | -                             | 5.16190             | -  | 11.16190                         |
|            | Allegan - Win                   | -                   | 18.00000                    | 6.00000                     | -                    | 8.53530        | -         | 0.14000              | 4.71640         | 1.03600             | 3.46830         | -        | 1.75390                          | -              | -                             | -                   | 1.80110                                  | 39.45100                         |
|            | <b>TOTAL - NON-HOME</b>         | <b>6.00000</b>      | <b>18.00000</b>             | <b>6.00000</b>              | <b>-</b>             | <b>8.53530</b> | <b>-</b>  | <b>0.14000</b>       | <b>4.71640</b>  | <b>1.03600</b>      | <b>3.46830</b>  | <b>-</b> | <b>1.75390</b>                   | <b>-</b>       | <b>-</b>                      | <b>5.16190</b>      | <b>1.80110</b>                           | <b>50.61290</b>                  |
| 80110      | Gobles - Sum                    | -                   | -                           | -                           | -                    | -              | -         | -                    | -               | -                   | -               | -        | -                                | -              | -                             | 5.16190             | -  | 5.16190                          |
|            | Gobles - Win                    | 6.00000             | -                           | -                           | 5.10000              | 5.90000        | -         | 0.14000              | 6.67320         | 1.03600             | 3.46830         | -        | -                                | -              | -                             | -                   | 1.80110                                  | 30.11860                         |
|            | <b>TOTAL - HOMESTEAD</b>        | <b>6.00000</b>      | <b>-</b>                    | <b>-</b>                    | <b>5.10000</b>       | <b>5.90000</b> | <b>-</b>  | <b>0.14000</b>       | <b>6.67320</b>  | <b>1.03600</b>      | <b>3.46830</b>  | <b>-</b> | <b>-</b>                         | <b>-</b>       | <b>-</b>                      | <b>5.16190</b>      | <b>1.80110</b>                           | <b>35.28050</b>                  |
| 80110      | Gobles - Sum                    | -                   | -                           | -                           | -                    | -              | -         | -                    | -               | -                   | -               | -        | -                                | -              | -                             | 5.16190             | -  | 5.16190                          |
|            | Gobles - Win                    | 6.00000             | 18.00000                    | 6.00000                     | 5.10000              | 5.90000        | -         | 0.14000              | 6.67320         | 1.03600             | 3.46830         | -        | -                                | -              | -                             | -                   | 1.80110                                  | 48.11860                         |
|            | <b>TOTAL - NON-HOME</b>         | <b>6.00000</b>      | <b>18.00000</b>             | <b>6.00000</b>              | <b>5.10000</b>       | <b>5.90000</b> | <b>-</b>  | <b>0.14000</b>       | <b>6.67320</b>  | <b>1.03600</b>      | <b>3.46830</b>  | <b>-</b> | <b>-</b>                         | <b>-</b>       | <b>-</b>                      | <b>5.16190</b>      | <b>1.80110</b>                           | <b>53.28050</b>                  |
| 03020      | Otsego - Sum                    | 6.00000             | -                           | -                           | -                    | -              | -         | -                    | -               | -                   | -               | -        | -                                | -              | -                             | 5.16190             | -  | 11.16190                         |
|            | Otsego - Win                    | -                   | -                           | -                           | -                    | 8.49000        | -         | 0.14000              | 4.71640         | 1.03600             | 3.46830         | -        | -                                | -              | -                             | -                   | 1.80110                                  | 19.65180                         |
|            | <b>TOTAL - HOMESTEAD</b>        | <b>6.00000</b>      | <b>-</b>                    | <b>-</b>                    | <b>-</b>             | <b>8.49000</b> | <b>-</b>  | <b>0.14000</b>       | <b>4.71640</b>  | <b>1.03600</b>      | <b>3.46830</b>  | <b>-</b> | <b>-</b>                         | <b>-</b>       | <b>-</b>                      | <b>5.16190</b>      | <b>1.80110</b>                           | <b>30.81370</b>                  |
| 03020      | Otsego - Sum                    | 6.00000             | -                           | -                           | -                    | -              | -         | -                    | -               | -                   | -               | -        | -                                | -              | -                             | 5.16190             | -  | 11.16190                         |
|            | Otsego - Win                    | -                   | 17.26740                    | 5.26740                     | -                    | 8.49000        | -         | 0.14000              | 4.71640         | 1.03600             | 3.46830         | -        | -                                | -              | -                             | -                   | 1.80110                                  | 36.91920                         |
|            | <b>TOTAL - NON-HOME</b>         | <b>6.00000</b>      | <b>17.26740</b>             | <b>5.26740</b>              | <b>-</b>             | <b>8.49000</b> | <b>-</b>  | <b>0.14000</b>       | <b>4.71640</b>  | <b>1.03600</b>      | <b>3.46830</b>  | <b>-</b> | <b>-</b>                         | <b>-</b>       | <b>-</b>                      | <b>5.16190</b>      | <b>1.80110</b>                           | <b>48.08110</b>                  |
|            | <b>VALLEY TWP</b>               |                     |                             |                             |                      |                |           |                      |                 |                     |                 |          |                                  |                |                               |                     |  |                                  |
| 03030      | Allegan - Sum                   | 6.00000             | -                           | -                           | -                    | -              | -         | -                    | -               | -                   | -               | -        | -                                | -              | -                             | 5.16190             | -  | 11.16190                         |
|            | Allegan - Win                   | -                   | -                           | -                           | -                    | 8.53530        | -         | 0.14000              | 4.71640         | 1.03270             | 3.91220         | -        | 1.75390                          | -              | -                             | -                   | 1.80110                                  | 21.89160                         |
|            | <b>TOTAL - HOMESTEAD</b>        | <b>6.00000</b>      | <b>-</b>                    | <b>-</b>                    | <b>-</b>             | <b>8.53530</b> | <b>-</b>  | <b>0.14000</b>       | <b>4.71640</b>  | <b>1.03270</b>      | <b>3.91220</b>  | <b>-</b> | <b>1.75390</b>                   | <b>-</b>       | <b>-</b>                      | <b>5.16190</b>      | <b>1.80110</b>                           | <b>33.05350</b>                  |
| 03030      | Allegan - Sum                   | 6.00000             | -                           | -                           | -                    | -              | -         | -                    | -               | -                   | -               | -        | -                                | -              | -                             | 5.16190             | -  | 11.16190                         |
|            | Allegan - Win                   | -                   | 18.00000                    | 6.00000                     | -                    | 8.53530        | -         | 0.14000              | 4.71640         | 1.03270             | 3.91220         | -        | 1.75390                          | -              | -                             | -                   | 1.80110                                  | 39.89160                         |
|            | <b>TOTAL - NON-HOME</b>         | <b>6.00000</b>      | <b>18.00000</b>             | <b>6.00000</b>              | <b>-</b>             | <b>8.53530</b> | <b>-</b>  | <b>0.14000</b>       | <b>4.71640</b>  | <b>1.03270</b>      | <b>3.91220</b>  | <b>-</b> | <b>1.75390</b>                   | <b>-</b>       | <b>-</b>                      | <b>5.16190</b>      | <b>1.80110</b>                           | <b>51.05350</b>                  |



**2023 ALLEGAN COUNTY  
CERTIFIED PROPERTY TAX RATES  
(PER \$1000 TAXABLE VALUE)**

| STATE CODE | PUBLIC SCHOOL BY ASSESSING UNIT | K-12 SCHOOLS        |                             |                             |                      |                 | COLLEGE    | INTERMEDIATE SCHOOLS |                 | TWP/CITIES/VILLAGES |                 |          | AUTHORITIES                       |            | AD VALOREM SPECIALS           | COUNTY              |  |                                  |
|------------|---------------------------------|---------------------|-----------------------------|-----------------------------|----------------------|-----------------|------------|----------------------|-----------------|---------------------|-----------------|----------|-----------------------------------|------------|-------------------------------|---------------------|--|----------------------------------|
|            |                                 | STATE EDUCATION TAX | NON-PRINCIPAL RESIDENCE TAX | COMMERCIAL PERSONAL MILLAGE | EXTRA VOTED MILLAGES | DEBT            | GRCC/ LMCC | ALLOCATED OPERATING  | VOTED OPERATING | ALLOCATED CHARTER   | VOTED OPERATING | DEBT     | VOTED LIBRARIES/POOL/FIRE/TRANSIT | VOTED DEBT | Unit-wide Special assessments | ALLOCATED OPERATING | COUNTY VOTED ROADS / SENIOR/MEDICAL CARE | TOTAL MILLS (excl.com. Personal) |
|            | <b>VALLEY TWP (cont.)</b>       |                     |                             |                             |                      |                 |            |                      |                 |                     |                 |          |                                   |            |                               |                     |  |                                  |
| 03050      | Fennville - Sum                 | 6.00000             | -                           | -                           | -                    | -               | -          | -                    | -               | -                   | -               | -        | -                                 | -          | -                             | 5.16190             | -  | 11.16190                         |
|            | Fennville - Win                 | -                   | -                           | -                           | 0.48850              | 6.70000         | -          | 0.14000              | 4.71640         | 1.03270             | 3.91220         | -        | -                                 | -          | -                             | -                   | 1.80110                                  | 18.79090                         |
|            | <b>TOTAL - HOMESTEAD</b>        | <b>6.00000</b>      | <b>-</b>                    | <b>-</b>                    | <b>0.48850</b>       | <b>6.70000</b>  | <b>-</b>   | <b>0.14000</b>       | <b>4.71640</b>  | <b>1.03270</b>      | <b>3.91220</b>  | <b>-</b> | <b>-</b>                          | <b>-</b>   | <b>5.16190</b>                | <b>1.80110</b>      | <b>29.95280</b>                          |                                  |
| 03050      | Fennville - Sum                 | 6.00000             | -                           | -                           | -                    | -               | -          | -                    | -               | -                   | -               | -        | -                                 | -          | -                             | 5.16190             | -  | 11.16190                         |
|            | Fennville - Win                 | -                   | 18.00000                    | 6.00000                     | 0.48850              | 6.70000         | -          | 0.14000              | 4.71640         | 1.03270             | 3.91220         | -        | -                                 | -          | -                             | -                   | 1.80110                                  | 36.79090                         |
|            | <b>TOTAL - NON-HOME</b>         | <b>6.00000</b>      | <b>18.00000</b>             | <b>6.00000</b>              | <b>0.48850</b>       | <b>6.70000</b>  | <b>-</b>   | <b>0.14000</b>       | <b>4.71640</b>  | <b>1.03270</b>      | <b>3.91220</b>  | <b>-</b> | <b>-</b>                          | <b>-</b>   | <b>5.16190</b>                | <b>1.80110</b>      | <b>47.95280</b>                          |                                  |
|            | <b>WATSON TWP</b>               |                     |                             |                             |                      |                 |            |                      |                 |                     |                 |          |                                   |            |                               |                     |  |                                  |
| 03030      | Allegan - Sum                   | 6.00000             | -                           | -                           | -                    | -               | -          | -                    | -               | -                   | -               | -        | -                                 | -          | -                             | 5.16190             | -  | 11.16190                         |
|            | Allegan - Win                   | -                   | -                           | -                           | -                    | 8.53530         | -          | 0.14000              | 4.71640         | 0.94700             | 2.40870         | -        | 1.75390                           | -          | 1.00000                       | -                   | 1.80110                                  | 21.30240                         |
|            | <b>TOTAL - HOMESTEAD</b>        | <b>6.00000</b>      | <b>-</b>                    | <b>-</b>                    | <b>-</b>             | <b>8.53530</b>  | <b>-</b>   | <b>0.14000</b>       | <b>4.71640</b>  | <b>0.94700</b>      | <b>2.40870</b>  | <b>-</b> | <b>1.75390</b>                    | <b>-</b>   | <b>1.00000</b>                | <b>5.16190</b>      | <b>1.80110</b>                           | <b>32.46430</b>                  |
| 03030      | Allegan - Sum                   | 6.00000             | -                           | -                           | -                    | -               | -          | -                    | -               | -                   | -               | -        | -                                 | -          | -                             | 5.16190             | -  | 11.16190                         |
|            | Allegan - Win                   | -                   | 18.00000                    | 6.00000                     | -                    | 8.53530         | -          | 0.14000              | 4.71640         | 0.94700             | 2.40870         | -        | 1.75390                           | -          | 1.00000                       | -                   | 1.80110                                  | 39.30240                         |
|            | <b>TOTAL - NON-HOME</b>         | <b>6.00000</b>      | <b>18.00000</b>             | <b>6.00000</b>              | <b>-</b>             | <b>8.53530</b>  | <b>-</b>   | <b>0.14000</b>       | <b>4.71640</b>  | <b>0.94700</b>      | <b>2.40870</b>  | <b>-</b> | <b>1.75390</b>                    | <b>-</b>   | <b>1.00000</b>                | <b>5.16190</b>      | <b>1.80110</b>                           | <b>50.46430</b>                  |
| 03070      | Hopkins - Sum                   | 6.00000             | -                           | -                           | -                    | -               | -          | -                    | -               | -                   | -               | -        | -                                 | -          | -                             | 5.16190             | -  | 11.16190                         |
|            | Hopkins - Win                   | -                   | -                           | -                           | 1.54500              | 10.34000        | -          | 0.14000              | 4.71640         | 0.94700             | 2.40870         | -        | 0.55100                           | -          | 1.00000                       | -                   | 1.80110                                  | 23.44920                         |
|            | <b>TOTAL - HOMESTEAD</b>        | <b>6.00000</b>      | <b>-</b>                    | <b>-</b>                    | <b>1.54500</b>       | <b>10.34000</b> | <b>-</b>   | <b>0.14000</b>       | <b>4.71640</b>  | <b>0.94700</b>      | <b>2.40870</b>  | <b>-</b> | <b>0.55100</b>                    | <b>-</b>   | <b>1.00000</b>                | <b>5.16190</b>      | <b>1.80110</b>                           | <b>34.61110</b>                  |
| 03070      | Hopkins - Sum                   | 6.00000             | -                           | -                           | -                    | -               | -          | -                    | -               | -                   | -               | -        | -                                 | -          | -                             | 5.16190             | -  | 11.16190                         |
|            | Hopkins - Win                   | -                   | 18.00000                    | 6.00000                     | 1.54500              | 10.34000        | -          | 0.14000              | 4.71640         | 0.94700             | 2.40870         | -        | 0.55100                           | -          | 1.00000                       | -                   | 1.80110                                  | 41.44920                         |
|            | <b>TOTAL - NON-HOME</b>         | <b>6.00000</b>      | <b>18.00000</b>             | <b>6.00000</b>              | <b>1.54500</b>       | <b>10.34000</b> | <b>-</b>   | <b>0.14000</b>       | <b>4.71640</b>  | <b>0.94700</b>      | <b>2.40870</b>  | <b>-</b> | <b>0.55100</b>                    | <b>-</b>   | <b>1.00000</b>                | <b>5.16190</b>      | <b>1.80110</b>                           | <b>52.61110</b>                  |
| 03060      | Martin - Sum                    | 6.00000             | -                           | -                           | -                    | -               | -          | -                    | -               | -                   | -               | -        | -                                 | -          | -                             | 5.16190             | -  | 11.16190                         |
|            | Martin - Win                    | -                   | -                           | -                           | -                    | 7.00000         | -          | 0.14000              | 4.71640         | 0.94700             | 2.40870         | -        | -                                 | -          | 1.00000                       | -                   | 1.80110                                  | 18.01320                         |
|            | <b>TOTAL - HOMESTEAD</b>        | <b>6.00000</b>      | <b>-</b>                    | <b>-</b>                    | <b>-</b>             | <b>7.00000</b>  | <b>-</b>   | <b>0.14000</b>       | <b>4.71640</b>  | <b>0.94700</b>      | <b>2.40870</b>  | <b>-</b> | <b>-</b>                          | <b>-</b>   | <b>1.00000</b>                | <b>5.16190</b>      | <b>1.80110</b>                           | <b>29.17510</b>                  |
| 03060      | Martin - Sum                    | 6.00000             | -                           | -                           | -                    | -               | -          | -                    | -               | -                   | -               | -        | -                                 | -          | -                             | 5.16190             | -  | 11.16190                         |
|            | Martin - Win                    | -                   | 18.00000                    | 6.00000                     | -                    | 7.00000         | -          | 0.14000              | 4.71640         | 0.94700             | 2.40870         | -        | -                                 | -          | 1.00000                       | -                   | 1.80110                                  | 36.01320                         |
|            | <b>TOTAL - NON-HOME</b>         | <b>6.00000</b>      | <b>18.00000</b>             | <b>6.00000</b>              | <b>-</b>             | <b>7.00000</b>  | <b>-</b>   | <b>0.14000</b>       | <b>4.71640</b>  | <b>0.94700</b>      | <b>2.40870</b>  | <b>-</b> | <b>-</b>                          | <b>-</b>   | <b>1.00000</b>                | <b>5.16190</b>      | <b>1.80110</b>                           | <b>47.17510</b>                  |
| 03020      | Otsego - Sum                    | 6.00000             | -                           | -                           | -                    | -               | -          | -                    | -               | -                   | -               | -        | -                                 | -          | -                             | 5.16190             | -  | 11.16190                         |
|            | Otsego - Win                    | -                   | -                           | -                           | -                    | 8.49000         | -          | 0.14000              | 4.71640         | 0.94700             | 2.40870         | -        | -                                 | -          | 1.00000                       | -                   | 1.80110                                  | 19.50320                         |
|            | <b>TOTAL - HOMESTEAD</b>        | <b>6.00000</b>      | <b>-</b>                    | <b>-</b>                    | <b>-</b>             | <b>8.49000</b>  | <b>-</b>   | <b>0.14000</b>       | <b>4.71640</b>  | <b>0.94700</b>      | <b>2.40870</b>  | <b>-</b> | <b>-</b>                          | <b>-</b>   | <b>1.00000</b>                | <b>5.16190</b>      | <b>1.80110</b>                           | <b>30.66510</b>                  |
| 03020      | Otsego - Sum                    | 6.00000             | -                           | -                           | -                    | -               | -          | -                    | -               | -                   | -               | -        | -                                 | -          | -                             | 5.16190             | -  | 11.16190                         |
|            | Otsego - Win                    | -                   | 17.26740                    | 5.26740                     | -                    | 8.49000         | -          | 0.14000              | 4.71640         | 0.94700             | 2.40870         | -        | -                                 | -          | 1.00000                       | -                   | 1.80110                                  | 36.77060                         |
|            | <b>TOTAL - NON-HOME</b>         | <b>6.00000</b>      | <b>17.26740</b>             | <b>5.26740</b>              | <b>-</b>             | <b>8.49000</b>  | <b>-</b>   | <b>0.14000</b>       | <b>4.71640</b>  | <b>0.94700</b>      | <b>2.40870</b>  | <b>-</b> | <b>-</b>                          | <b>-</b>   | <b>1.00000</b>                | <b>5.16190</b>      | <b>1.80110</b>                           | <b>47.93250</b>                  |

**2023 ALLEGAN COUNTY  
CERTIFIED PROPERTY TAX RATES  
(PER \$1000 TAXABLE VALUE)**

| STATE CODE | PUBLIC SCHOOL BY ASSESSING UNIT | K-12 SCHOOLS        |                             |                             |                      |                | COLLEGE        | INTERMEDIATE SCHOOLS |                 | TWP/CITIES/VILLAGES |                 |          | AUTHORITIES                      |            | AD VALOREM SPECIALS           | COUNTY              |  |                                  |
|------------|---------------------------------|---------------------|-----------------------------|-----------------------------|----------------------|----------------|----------------|----------------------|-----------------|---------------------|-----------------|----------|----------------------------------|------------|-------------------------------|---------------------|--|----------------------------------|
|            |                                 | STATE EDUCATION TAX | NON-PRINCIPAL RESIDENCE TAX | COMMERCIAL PERSONAL MILLAGE | EXTRA VOTED MILLAGES | DEBT           | GRCC/LMCC      | ALLOCATED OPERATING  | VOTED OPERATING | ALLOCATED CHARTER   | VOTED OPERATING | DEBT     | VOTED LIBRARIES/POL/FIRE/TRANSIT | VOTED DEBT | Unit-wide Special assessments | ALLOCATED OPERATING | COUNTY VOTED ROADS / SENIOR/MEDICAL CARE | TOTAL MILLS (excl.com. Personal) |
|            | <b>WAYLAND TWP</b>              |                     |                             |                             |                      |                |                |                      |                 |                     |                 |          |                                  |            |                               |                     |  |                                  |
| 08050      | Thornapple-Kellogg-Sum          | 6.00000             | -                           | -                           | -                    | -              | -              | 0.08560              | 5.35910         | -                   | -               | -        | -                                | -          | -                             | 5.16190             | -  | 16.60660                         |
|            | Thornapple-Kellogg-Win          | -                   | -                           | -                           | -                    | 9.65000        | 1.70850        | -                    | -               | 1.05670             | -               | -        | -                                | -          | -                             | -                   | 1.80110                                  | 14.21630                         |
|            | <b>TOTAL - HOMESTEAD</b>        | <b>6.00000</b>      | <b>-</b>                    | <b>-</b>                    | <b>-</b>             | <b>9.65000</b> | <b>1.70850</b> | <b>0.08560</b>       | <b>5.35910</b>  | <b>1.05670</b>      | <b>-</b>        | <b>-</b> | <b>-</b>                         | <b>-</b>   | <b>-</b>                      | <b>5.16190</b>      | <b>1.80110</b>                           | <b>30.82290</b>                  |
| 08050      | Thornapple-Kellogg-Sum          | 6.00000             | -                           | -                           | -                    | -              | -              | 0.08560              | 5.35910         | -                   | -               | -        | -                                | -          | -                             | 5.16190             | -  | 16.60660                         |
|            | Thornapple-Kellogg-Win          | -                   | 18.00000                    | 6.00000                     | -                    | 9.65000        | 1.70850        | -                    | -               | 1.05670             | -               | -        | -                                | -          | -                             | -                   | 1.80110                                  | 32.21630                         |
|            | <b>TOTAL - NON-HOME</b>         | <b>6.00000</b>      | <b>18.00000</b>             | <b>6.00000</b>              | <b>-</b>             | <b>9.65000</b> | <b>1.70850</b> | <b>0.08560</b>       | <b>5.35910</b>  | <b>1.05670</b>      | <b>-</b>        | <b>-</b> | <b>-</b>                         | <b>-</b>   | <b>-</b>                      | <b>5.16190</b>      | <b>1.80110</b>                           | <b>48.82290</b>                  |
| 03040      | Wayland - Sum                   | 6.00000             | -                           | -                           | -                    | 4.20000        | -              | -                    | -               | -                   | -               | -        | -                                | -          | -                             | 5.16190             | -  | 15.36190                         |
|            | Wayland - Win                   | -                   | -                           | -                           | -                    | 4.20000        | -              | 0.14000              | 4.71640         | 1.05670             | -               | -        | 1.35110                          | -          | -                             | -                   | 1.80110                                  | 13.26530                         |
|            | <b>TOTAL - HOMESTEAD</b>        | <b>6.00000</b>      | <b>-</b>                    | <b>-</b>                    | <b>-</b>             | <b>8.40000</b> | <b>-</b>       | <b>0.14000</b>       | <b>4.71640</b>  | <b>1.05670</b>      | <b>-</b>        | <b>-</b> | <b>1.35110</b>                   | <b>-</b>   | <b>-</b>                      | <b>5.16190</b>      | <b>1.80110</b>                           | <b>28.62720</b>                  |
| 03040      | Wayland - Sum                   | 6.00000             | 9.00000                     | 3.00000                     | -                    | 4.20000        | -              | -                    | -               | -                   | -               | -        | -                                | -          | -                             | 5.16190             | -  | 24.36190                         |
|            | Wayland - Win                   | -                   | 9.00000                     | 3.00000                     | -                    | 4.20000        | -              | 0.14000              | 4.71640         | 1.05670             | -               | -        | 1.35110                          | -          | -                             | -                   | 1.80110                                  | 22.26530                         |
|            | <b>TOTAL - NON-HOME</b>         | <b>6.00000</b>      | <b>18.00000</b>             | <b>6.00000</b>              | <b>-</b>             | <b>8.40000</b> | <b>-</b>       | <b>0.14000</b>       | <b>4.71640</b>  | <b>1.05670</b>      | <b>-</b>        | <b>-</b> | <b>1.35110</b>                   | <b>-</b>   | <b>-</b>                      | <b>5.16190</b>      | <b>1.80110</b>                           | <b>46.62720</b>                  |

**2023 ALLEGAN COUNTY  
CERTIFIED PROPERTY TAX RATES  
(PER \$1000 TAXABLE VALUE)**

| STATE CODE            | PUBLIC SCHOOL BY ASSESSING UNIT | K-12 SCHOOLS        |                             |                             |                      |         | COLLEGE | INTERMEDIATE SCHOOLS |                     | TWP/CITIES/VILLAGES |                   |                 | AUTHORITIES |                                   | AD VALOREM SPECIALS | COUNTY     |                               |                     |
|-----------------------|---------------------------------|---------------------|-----------------------------|-----------------------------|----------------------|---------|---------|----------------------|---------------------|---------------------|-------------------|-----------------|-------------|-----------------------------------|---------------------|------------|-------------------------------|---------------------|
|                       |                                 | STATE EDUCATION TAX | NON-PRINCIPAL RESIDENCE TAX | COMMERCIAL PERSONAL MILLAGE | EXTRA VOTED MILLAGES | DEBT    |         | GRCC/LMCC            | ALLOCATED OPERATING | VOTED OPERATING     | ALLOCATED CHARTER | VOTED OPERATING | DEBT        | VOTED LIBRARIES/POOL/FIRE/TRANSIT |                     | VOTED DEBT | Unit-wide Special assessments | ALLOCATED OPERATING |
| <b>ALLEGAN CITY</b>   |                                 |                     |                             |                             |                      |         |         |                      |                     |                     |                   |                 |             |                                   |                     |            |                               |                     |
| 03030                 | Allegan - Sum                   | 6.00000             | -                           | -                           | -                    | 4.26765 | -       | -                    | -                   | 16.48840            | -                 | -               | -           | -                                 | -                   | 5.16190    | -                             | 31.91795            |
|                       | Allegan - Win                   | -                   | -                           | -                           | -                    | 4.26765 | -       | 0.14000              | 4.71640             | -                   | -                 | -               | 1.75390     | -                                 | -                   | -          | 1.80110                       | 12.67905            |
|                       | TOTAL - HOMESTEAD               | 6.00000             | -                           | -                           | -                    | 8.53530 | -       | 0.14000              | 4.71640             | 16.48840            | -                 | -               | 1.75390     | -                                 | -                   | 5.16190    | 1.80110                       | 44.59700            |
| 03030                 | Allegan - Sum                   | 6.00000             | 9.00000                     | 3.00000                     | -                    | 4.26765 | -       | -                    | -                   | 16.48840            | -                 | -               | -           | -                                 | -                   | 5.16190    | -                             | 40.91795            |
|                       | Allegan - Win                   | -                   | 9.00000                     | 3.00000                     | -                    | 4.26765 | -       | 0.14000              | 4.71640             | -                   | -                 | -               | 1.75390     | -                                 | -                   | -          | 1.80110                       | 21.67905            |
|                       | TOTAL - NON-HOME                | 6.00000             | 18.00000                    | 6.00000                     | -                    | 8.53530 | -       | 0.14000              | 4.71640             | 16.48840            | -                 | -               | 1.75390     | -                                 | -                   | 5.16190    | 1.80110                       | 62.59700            |
| <b>FENVILLE CITY</b>  |                                 |                     |                             |                             |                      |         |         |                      |                     |                     |                   |                 |             |                                   |                     |            |                               |                     |
| 03050                 | Fennville - Sum                 | 6.00000             | -                           | -                           | -                    | -       | -       | -                    | -                   | 14.98150            | 0.91700           | -               | -           | -                                 | -                   | 5.16190    | -                             | 27.06040            |
|                       | Fennville - Win                 | -                   | -                           | -                           | 0.48850              | 6.70000 | -       | 0.14000              | 4.71640             | -                   | -                 | -               | 0.56000     | -                                 | -                   | -          | 1.80110                       | 14.40600            |
|                       | TOTAL - HOMESTEAD               | 6.00000             | -                           | -                           | 0.48850              | 6.70000 | -       | 0.14000              | 4.71640             | 14.98150            | 0.91700           | -               | 0.56000     | -                                 | -                   | 5.16190    | 1.80110                       | 41.46640            |
| 03050                 | Fennville - Sum                 | 6.00000             | -                           | -                           | -                    | -       | -       | -                    | -                   | 14.98150            | 0.91700           | -               | -           | -                                 | -                   | 5.16190    | -                             | 27.06040            |
|                       | Fennville - Win                 | -                   | 18.00000                    | 6.00000                     | 0.48850              | 6.70000 | -       | 0.14000              | 4.71640             | -                   | -                 | -               | 0.56000     | -                                 | -                   | -          | 1.80110                       | 32.40600            |
|                       | TOTAL - NON-HOME                | 6.00000             | 18.00000                    | 6.00000                     | 0.48850              | 6.70000 | -       | 0.14000              | 4.71640             | 14.98150            | 0.91700           | -               | 0.56000     | -                                 | -                   | 5.16190    | 1.80110                       | 59.46640            |
| <b>HOLLAND CITY *</b> |                                 |                     |                             |                             |                      |         |         |                      |                     |                     |                   |                 |             |                                   |                     |            |                               |                     |
| 03100                 | Hamilton - Sum                  | 6.00000             | -                           | -                           | -                    | 2.17500 | -       | 0.11760              | 6.03700             | 13.77570            | 0.09350           | -               | 1.80440     | -                                 | -                   | 5.16190    | -                             | 35.16510            |
|                       | Hamilton - Win                  | -                   | -                           | -                           | -                    | 2.17500 | -       | -                    | -                   | -                   | -                 | -               | -           | -                                 | -                   | -          | 1.80110                       | 3.97610             |
|                       | TOTAL - HOMESTEAD               | 6.00000             | -                           | -                           | -                    | 4.35000 | -       | 0.11760              | 6.03700             | 13.77570            | 0.09350           | -               | 1.80440     | -                                 | -                   | 5.16190    | 1.80110                       | 39.14120            |
| 03100                 | Hamilton - Sum                  | 6.00000             | 9.00000                     | 3.00000                     | -                    | 2.17500 | -       | 0.11760              | 6.03700             | 13.77570            | 0.09350           | -               | 1.80440     | -                                 | -                   | 5.16190    | -                             | 44.16510            |
|                       | Hamilton - Win                  | -                   | 9.00000                     | 3.00000                     | -                    | 2.17500 | -       | -                    | -                   | -                   | -                 | -               | -           | -                                 | -                   | -          | 1.80110                       | 12.97610            |
|                       | TOTAL -NON-HOME                 | 6.00000             | 18.00000                    | 6.00000                     | -                    | 4.35000 | -       | 0.11760              | 6.03700             | 13.77570            | 0.09350           | -               | 1.80440     | -                                 | -                   | 5.16190    | 1.80110                       | 57.14120            |
| 70020                 | Holland - Sum                   | 6.00000             | -                           | -                           | 1.18190              | 4.73000 | -       | 0.11760              | 6.03700             | 13.77570            | 0.09350           | -               | 2.75490     | 1.02000                           | -                   | 5.16190    | -                             | 40.87250            |
|                       | Holland - Win                   | -                   | -                           | -                           | -                    | -       | -       | -                    | -                   | -                   | -                 | -               | -           | -                                 | -                   | -          | 1.80110                       | 1.80110             |
|                       | TOTAL - HOMESTEAD               | 6.00000             | -                           | -                           | 1.18190              | 4.73000 | -       | 0.11760              | 6.03700             | 13.77570            | 0.09350           | -               | 2.75490     | 1.02000                           | -                   | 5.16190    | 1.80110                       | 42.67360            |
| 70020                 | Holland - Sum                   | 6.00000             | 18.00000                    | 6.00000                     | 1.18190              | 4.73000 | -       | 0.11760              | 6.03700             | 13.77570            | 0.09350           | -               | 2.75490     | 1.02000                           | -                   | 5.16190    | -                             | 58.87250            |
|                       | Holland - Win                   | -                   | -                           | -                           | -                    | -       | -       | -                    | -                   | -                   | -                 | -               | -           | -                                 | -                   | -          | 1.80110                       | 1.80110             |
|                       | TOTAL -NON-HOME                 | 6.00000             | 18.00000                    | 6.00000                     | 1.18190              | 4.73000 | -       | 0.11760              | 6.03700             | 13.77570            | 0.09350           | -               | 2.75490     | 1.02000                           | -                   | 5.16190    | 1.80110                       | 60.67360            |
| <b>OTSEGO CITY</b>    |                                 |                     |                             |                             |                      |         |         |                      |                     |                     |                   |                 |             |                                   |                     |            |                               |                     |
| 03020                 | Otsego - Sum                    | 6.00000             | -                           | -                           | -                    | -       | -       | -                    | -                   | 11.14520            | 6.02060           | -               | -           | -                                 | -                   | 5.16190    | -                             | 28.32770            |
|                       | Otsego - Win                    | -                   | -                           | -                           | -                    | 8.49000 | -       | 0.14000              | 4.71640             | -                   | -                 | -               | 0.96770     | 0.53000                           | -                   | -          | 1.80110                       | 16.64520            |
|                       | TOTAL - HOMESTEAD               | 6.00000             | -                           | -                           | -                    | 8.49000 | -       | 0.14000              | 4.71640             | 11.14520            | 6.02060           | -               | 0.96770     | 0.53000                           | -                   | 5.16190    | 1.80110                       | 44.97290            |
| 03020                 | Otsego - Sum                    | 6.00000             | -                           | -                           | -                    | -       | -       | -                    | -                   | 11.14520            | 6.02060           | -               | -           | -                                 | -                   | 5.16190    | -                             | 28.32770            |
|                       | Otsego - Win                    | -                   | 17.26740                    | 5.26740                     | -                    | 8.49000 | -       | 0.14000              | 4.71640             | -                   | -                 | -               | 0.96770     | 0.53000                           | -                   | -          | 1.80110                       | 33.91260            |
|                       | TOTAL - NON-HOME                | 6.00000             | 17.26740                    | 5.26740                     | -                    | 8.49000 | -       | 0.14000              | 4.71640             | 11.14520            | 6.02060           | -               | 0.96770     | 0.53000                           | -                   | 5.16190    | 1.80110                       | 62.24030            |

**2023 ALLEGAN COUNTY  
CERTIFIED PROPERTY TAX RATES  
(PER \$1000 TAXABLE VALUE)**

| STATE CODE                         | PUBLIC SCHOOL BY ASSESSING UNIT | K-12 SCHOOLS        |                             |                             |                      |          | COLLEGE | INTERMEDIATE SCHOOLS |                     | TWP/CITIES/VILLAGES |                   |                 | AUTHORITIES |                                   | AD VALOREM SPECIALS<br>Unit-wide Special assessments | COUNTY     |                     |  |
|------------------------------------|---------------------------------|---------------------|-----------------------------|-----------------------------|----------------------|----------|---------|----------------------|---------------------|---------------------|-------------------|-----------------|-------------|-----------------------------------|--|------------|---------------------|--|
|                                    |                                 | STATE EDUCATION TAX | NON-PRINCIPAL RESIDENCE TAX | COMMERCIAL PERSONAL MILLAGE | EXTRA VOTED MILLAGES | DEBT     |         | GRCC/LMCC            | ALLOCATED OPERATING | VOTED OPERATING     | ALLOCATED CHARTER | VOTED OPERATING | DEBT        | VOTED LIBRARIES/POOL/FIRE/TRANSIT |  | VOTED DEBT | ALLOCATED OPERATING | COUNTY VOTED ROADS / SENIOR/MEDICAL CARE |
| <b>PLAINWELL CITY</b>              |                                 |                     |                             |                             |                      |          |         |                      |                     |                     |                   |                 |             |                                   |  |            |                     |  |
| 03010                              | Plainwell - Sum                 | 6.00000             | -                           | -                           | -                    | -        | -       | -                    | -                   | 14.28900            | 1.30000           | -               | 1.46690     | -                                 | -  | 5.16190    | -                   | 28.21780                                 |
|                                    | Plainwell - Win                 | -                   | -                           | -                           | -                    | 10.55000 | -       | 0.14000              | 4.71640             | -                   | -                 | -               | -           | 0.74000                           | -  | -          | 1.80110             | 17.94750                                 |
|                                    | TOTAL - HOMESTEAD               | 6.00000             | -                           | -                           | -                    | 10.55000 | -       | 0.14000              | 4.71640             | 14.28900            | 1.30000           | -               | 1.46690     | 0.74000                           | -  | 5.16190    | 1.80110             | 46.16530                                 |
| 03010                              | Plainwell - Sum                 | 6.00000             | -                           | -                           | -                    | -        | -       | -                    | -                   | 14.28900            | 1.30000           | -               | 1.46690     | -                                 | -  | 5.16190    | -                   | 28.21780                                 |
|                                    | Plainwell - Win                 | -                   | 18.00000                    | 6.00000                     | -                    | 10.55000 | -       | 0.14000              | 4.71640             | -                   | -                 | -               | -           | 0.74000                           | -  | -          | 1.80110             | 35.94750                                 |
|                                    | TOTAL - NON-HOME                | 6.00000             | 18.00000                    | 6.00000                     | -                    | 10.55000 | -       | 0.14000              | 4.71640             | 14.28900            | 1.30000           | -               | 1.46690     | 0.74000                           | -  | 5.16190    | 1.80110             | 64.16530                                 |
| <b>SAUGATUCK CITY</b>              |                                 |                     |                             |                             |                      |          |         |                      |                     |                     |                   |                 |             |                                   |  |            |                     |  |
| 03080                              | Saugatuck - Sum                 | 6.00000             | -                           | -                           | 0.37500              | 1.72500  | -       | 0.11760              | 6.03700             | 10.80300            | 1.77720           | 1.40000         | -           | -                                 | -  | 5.16190    | -                   | 33.39670                                 |
|                                    | Saugatuck - Win                 | -                   | -                           | -                           | 0.37500              | 1.72500  | -       | -                    | -                   | -                   | -                 | -               | 0.94660     | 0.29000                           | 2.50000  | -          | 1.80110             | 7.63770                                  |
|                                    | TOTAL - HOMESTEAD               | 6.00000             | -                           | -                           | 0.75000              | 3.45000  | -       | 0.11760              | 6.03700             | 10.80300            | 1.77720           | 1.40000         | 0.94660     | 0.29000                           | 2.50000  | 5.16190    | 1.80110             | 41.03440                                 |
| 03080                              | Saugatuck - Sum                 | 6.00000             | 9.00000                     | 3.00000                     | 0.37500              | 1.72500  | -       | 0.11760              | 6.03700             | 10.80300            | 1.77720           | 1.40000         | -           | -                                 | -  | 5.16190    | -                   | 42.39670                                 |
|                                    | Saugatuck - Win                 | -                   | 9.00000                     | 3.00000                     | 0.37500              | 1.72500  | -       | -                    | -                   | -                   | -                 | -               | 0.94660     | 0.29000                           | 2.50000  | -          | 1.80110             | 16.63770                                 |
|                                    | TOTAL - NON-HOME                | 6.00000             | 18.00000                    | 6.00000                     | 0.75000              | 3.45000  | -       | 0.11760              | 6.03700             | 10.80300            | 1.77720           | 1.40000         | 0.94660     | 0.29000                           | 2.50000  | 5.16190    | 1.80110             | 59.03440                                 |
| <b>SOUTH HAVEN CITY</b>            |                                 |                     |                             |                             |                      |          |         |                      |                     |                     |                   |                 |             |                                   |  |            |                     |  |
| 80010                              | South Haven - Sum               | 6.00000             | -                           | -                           | -                    | 4.50000  | 2.26540 | -                    | -                   | 9.79640             | 4.72040           | -               | -           | -                                 | -  | 5.16190    | -                   | 32.44410                                 |
|                                    | South Haven - Win               | -                   | -                           | -                           | -                    | -        | -       | 0.14000              | 6.67320             | -                   | 1.00000           | -               | -           | -                                 | -  | -          | 1.80110             | 9.61430                                  |
|                                    | TOTAL - HOMESTEAD               | 6.00000             | -                           | -                           | -                    | 4.50000  | 2.26540 | 0.14000              | 6.67320             | 9.79640             | 5.72040           | -               | -           | -                                 | -  | 5.16190    | 1.80110             | 42.05840                                 |
| 80010                              | South Haven - Sum               | 6.00000             | 18.00000                    | 6.00000                     | -                    | 4.50000  | 2.26540 | -                    | -                   | 9.79640             | 4.72040           | -               | -           | -                                 | -  | 5.16190    | -                   | 50.44410                                 |
|                                    | South Haven - Win               | -                   | -                           | -                           | -                    | -        | -       | 0.14000              | 6.67320             | -                   | 1.00000           | -               | -           | -                                 | -  | -          | 1.80110             | 9.61430                                  |
|                                    | TOTAL - NON-HOME                | 6.00000             | 18.00000                    | 6.00000                     | -                    | 4.50000  | 2.26540 | 0.14000              | 6.67320             | 9.79640             | 5.72040           | -               | -           | -                                 | -  | 5.16190    | 1.80110             | 60.05840                                 |
| <b>WAYLAND CITY</b>                |                                 |                     |                             |                             |                      |          |         |                      |                     |                     |                   |                 |             |                                   |  |            |                     |  |
| 03040                              | Wayland - Sum                   | 6.00000             | -                           | -                           | -                    | 4.20000  | -       | -                    | -                   | 16.36070            | -                 | -               | -           | -                                 | -  | 5.16190    | -                   | 31.72260                                 |
|                                    | Wayland - Win                   | -                   | -                           | -                           | -                    | 4.20000  | -       | 0.14000              | 4.71640             | -                   | -                 | -               | 1.35110     | -                                 | -  | -          | 1.80110             | 12.20860                                 |
|                                    | TOTAL - HOMESTEAD               | 6.00000             | -                           | -                           | -                    | 8.40000  | -       | 0.14000              | 4.71640             | 16.36070            | -                 | -               | 1.35110     | -                                 | -  | 5.16190    | 1.80110             | 43.93120                                 |
| 03040                              | Wayland - Sum                   | 6.00000             | 9.00000                     | 3.00000                     | -                    | 4.20000  | -       | -                    | -                   | 16.36070            | -                 | -               | -           | -                                 | -  | 5.16190    | -                   | 40.72260                                 |
|                                    | Wayland - Win                   | -                   | 9.00000                     | 3.00000                     | -                    | 4.20000  | -       | 0.14000              | 4.71640             | -                   | -                 | -               | 1.35110     | -                                 | -  | -          | 1.80110             | 21.20860                                 |
|                                    | TOTAL - NON-HOME                | 6.00000             | 18.00000                    | 6.00000                     | -                    | 8.40000  | -       | 0.14000              | 4.71640             | 16.36070            | -                 | -               | 1.35110     | -                                 | -  | 5.16190    | 1.80110             | 61.93120                                 |
| <b>CITY of the VILL of DOUGLAS</b> |                                 |                     |                             |                             |                      |          |         |                      |                     |                     |                   |                 |             |                                   |  |            |                     |  |
| 03080                              | Saugatuck - Sum                 | 6.00000             | -                           | -                           | 0.37500              | 1.72500  | -       | 0.11760              | 6.03700             | 13.08180            | -                 | -               | -           | -                                 | -  | 5.16190    | -                   | 32.49830                                 |
|                                    | Saugatuck - Win                 | -                   | -                           | -                           | 0.37500              | 1.72500  | -       | -                    | -                   | -                   | -                 | -               | 0.94660     | 0.29000                           | 2.50000  | -          | 1.80110             | 7.63770                                  |
|                                    | TOTAL - HOMESTEAD               | 6.00000             | -                           | -                           | 0.75000              | 3.45000  | -       | 0.11760              | 6.03700             | 13.08180            | -                 | -               | 0.94660     | 0.29000                           | 2.50000  | 5.16190    | 1.80110             | 40.13600                                 |
| 03080                              | Saugatuck - Sum                 | 6.00000             | 9.00000                     | 3.00000                     | 0.37500              | 1.72500  | -       | 0.11760              | 6.03700             | 13.08180            | -                 | -               | -           | -                                 | -  | 5.16190    | -                   | 41.49830                                 |
|                                    | Saugatuck - Win                 | -                   | 9.00000                     | 3.00000                     | 0.37500              | 1.72500  | -       | -                    | -                   | -                   | -                 | -               | 0.94660     | 0.29000                           | 2.50000  | -          | 1.80110             | 16.63770                                 |
|                                    | TOTAL - NON-HOME                | 6.00000             | 18.00000                    | 6.00000                     | 0.75000              | 3.45000  | -       | 0.11760              | 6.03700             | 13.08180            | -                 | -               | 0.94660     | 0.29000                           | 2.50000  | 5.16190    | 1.80110             | 58.13600                                 |

**2023 ALLEGAN COUNTY  
CERTIFIED PROPERTY TAX RATES  
(PER \$1000 TAXABLE VALUE)**

| STATE CODE             | PUBLIC SCHOOL BY ASSESSING UNIT | K-12 SCHOOLS        |                             |                             |                      |                 | COLLEGE   | INTERMEDIATE SCHOOLS |                 | TWP/CITIES/VILLAGES |                 |          | AUTHORITIES                      |            | AD VALOREM SPECIALS           | COUNTY              |  |                                  |
|------------------------|---------------------------------|---------------------|-----------------------------|-----------------------------|----------------------|-----------------|-----------|----------------------|-----------------|---------------------|-----------------|----------|----------------------------------|------------|-------------------------------|---------------------|--|----------------------------------|
|                        |                                 | STATE EDUCATION TAX | NON-PRINCIPAL RESIDENCE TAX | COMMERCIAL PERSONAL MILLAGE | EXTRA VOTED MILLAGES | DEBT            | GRCC/LMCC | ALLOCATED OPERATING  | VOTED OPERATING | ALLOCATED CHARTER   | VOTED OPERATING | DEBT     | VOTED LIBRARIES/POL/FIRE/TRANSIT | VOTED DEBT | Unit-wide Special assessments | ALLOCATED OPERATING | COUNTY VOTED ROADS / SENIOR/MEDICAL CARE | TOTAL MILLS (excl.com. Personal) |
| <b>HOPKINS VILLAGE</b> |                                 |                     |                             |                             |                      |                 |           |                      |                 |                     |                 |          |                                  |            |                               |                     |  |                                  |
| 03070                  | Hopkins - Sum                   | 6.00000             | -                           | -                           | -                    | -               | -         | -                    | -               | 5.42870             | 1.71950         | -        | -                                | -          | -                             | 5.16190             | -  | 18.31010                         |
|                        | Hopkins - Win                   | -                   | -                           | -                           | 1.54500              | 10.34000        | -         | 0.14000              | 4.71640         | 1.04620             | 2.91190         | -        | 0.55100                          | -          | -                             | -                   | 1.80110                                  | 23.05160                         |
|                        | <b>TOTAL - HOMESTEAD</b>        | <b>6.00000</b>      | <b>-</b>                    | <b>-</b>                    | <b>1.54500</b>       | <b>10.34000</b> | <b>-</b>  | <b>0.14000</b>       | <b>4.71640</b>  | <b>6.47490</b>      | <b>4.63140</b>  | <b>-</b> | <b>0.55100</b>                   | <b>-</b>   | <b>-</b>                      | <b>5.16190</b>      | <b>1.80110</b>                           | <b>41.36170</b>                  |
| <b>MARTIN VILLAGE</b>  |                                 |                     |                             |                             |                      |                 |           |                      |                 |                     |                 |          |                                  |            |                               |                     |  |                                  |
| 03060                  | Martin - Sum                    | 6.00000             | -                           | -                           | -                    | -               | -         | -                    | -               | 8.67480             | -               | -        | -                                | -          | -                             | 5.16190             | -  | 19.83670                         |
|                        | Martin - Win                    | -                   | -                           | -                           | -                    | 7.00000         | -         | 0.14000              | 4.71640         | 1.06030             | 5.69310         | -        | -                                | -          | -                             | -                   | 1.80110                                  | 20.41090                         |
|                        | <b>TOTAL - HOMESTEAD</b>        | <b>6.00000</b>      | <b>-</b>                    | <b>-</b>                    | <b>-</b>             | <b>7.00000</b>  | <b>-</b>  | <b>0.14000</b>       | <b>4.71640</b>  | <b>9.73510</b>      | <b>5.69310</b>  | <b>-</b> | <b>-</b>                         | <b>-</b>   | <b>-</b>                      | <b>5.16190</b>      | <b>1.80110</b>                           | <b>40.24760</b>                  |
| 03060                  | Martin - Sum                    | 6.00000             | -                           | -                           | -                    | -               | -         | -                    | -               | 8.67480             | -               | -        | -                                | -          | -                             | 5.16190             | -  | 19.83670                         |
|                        | Martin - Win                    | -                   | 18.00000                    | 6.00000                     | -                    | 7.00000         | -         | 0.14000              | 4.71640         | 1.06030             | 5.69310         | -        | -                                | -          | -                             | -                   | 1.80110                                  | 38.41090                         |
|                        | <b>TOTAL - NON-HOME</b>         | <b>6.00000</b>      | <b>18.00000</b>             | <b>6.00000</b>              | <b>-</b>             | <b>7.00000</b>  | <b>-</b>  | <b>0.14000</b>       | <b>4.71640</b>  | <b>9.73510</b>      | <b>5.69310</b>  | <b>-</b> | <b>-</b>                         | <b>-</b>   | <b>-</b>                      | <b>5.16190</b>      | <b>1.80110</b>                           | <b>58.24760</b>                  |

\* Units with REZ's

2023 ALLEGAN COUNTY  
TABULATION OF ESTIMATED TAX DOLLARS  
BY ASSESSING UNIT, SCHOOL DISTRICT, HOMESTEAD AND NON-HOMESTEAD

| UNITS                                     | TOTAL TAXABLE      | K-12 SCHOOLS        |                             |                                       |                   |                  |                | COLLEGE             | INTERMEDIATE SCHOOLS |                     | TWP/CITIES/VILLAGES |                | AUTHORITIES                      |          | AD VALOREM SPECIALS                           | COUNTY              |                     | TOTAL LEVY        |
|---|--------------------|---------------------|-----------------------------|---------------------------------------|-------------------|------------------|----------------|---------------------|----------------------|---------------------|---------------------|----------------|----------------------------------|----------|---|---------------------|---------------------|-------------------|
|   |                    | STATE EDUCATION TAX | NON-PRINCIPAL RESIDENCE TAX | COMMERCIAL PARTIAL SCH. OPERATING TAX | EXTRA VOTED TAXES | DEBT             | LMCC / GRCC    | ALLOCATED OPERATING | VOTED OPERATING      | ALLOCATED / CHARTER | VOTED OPERATING     | DEBT           | LIBRARY/ POOL/FIRE/TRANSIT VOTED | DEBT     | UNIT-WIDE SPECIAL ASSESSMENTS REAL PROP. ONLY | ALLOCATED OPERATING | COUNTY ROADS/SENIOR |                   |
| <b>Allegan Township</b>                   |                    |                     |                             |                                       |                   |                  |                |                     |                      |                     |                     |                |                                  |          |   |                     |                     |                   |
| <b>03030 Allegan Schools</b>              |                    |                     |                             |                                       |                   |                  |                |                     |                      |                     |                     |                |                                  |          |   |                     |                     |                   |
| PRE                                       | 135,464,959        | 812,790             | 0                           | 0                                     | 0                 | 1,156,234        | 0              | 18,965              | 638,907              | 142,008             | 503,862             | 0              | 237,592                          | 0        | 0   | 699,257             | 243,986             | 4,453,601         |
| Ind. Personal exempt from SET & Sch Op.   | 3,021,900          | 0                   | 0                           | 0                                     | 0                 | 25,793           | 0              | 423                 | 14,252               | 3,168               | 11,240              | 0              | 5,300                            | 0        | 0   | 15,599              | 5,443               | 81,218            |
| Com. Personal Exempt from 12 mills sch op | 1,056,100          | 6,337               | 0                           | 6,337                                 | 0                 | 9,014            | 0              | 148                 | 4,981                | 1,107               | 3,928               | 0              | 1,852                            | 0        | 0   | 5,451               | 1,902               | 41,057            |
| NON-PRE                                   | 48,688,705         | 292,132             | 876,397                     | 0                                     | 0                 | 415,573          | 0              | 6,816               | 229,635              | 51,040              | 181,098             | 0              | 85,395                           | 0        | 0   | 251,326             | 87,693              | 2,477,105         |
| <b>Allegan Schools Total</b>              | <b>188,231,664</b> | <b>1,111,259</b>    | <b>876,397</b>              | <b>6,337</b>                          | <b>0</b>          | <b>1,606,614</b> | <b>0</b>       | <b>26,352</b>       | <b>887,775</b>       | <b>197,323</b>      | <b>700,128</b>      | <b>0</b>       | <b>330,139</b>                   | <b>0</b> | <b>0</b>                                      | <b>971,633</b>      | <b>339,024</b>      | <b>7,052,981</b>  |
| <b>03070 Hopkins Schools</b>              |                    |                     |                             |                                       |                   |                  |                |                     |                      |                     |                     |                |                                  |          |   |                     |                     |                   |
| PRE                                       | 300,728            | 1,804               | 0                           | 0                                     | 465               | 3,110            | 0              | 42                  | 1,418                | 315                 | 1,119               | 0              | 166                              | 0        | 0   | 1,552               | 542                 | 10,533            |
| Ind. Personal exempt from SET & Sch Op.   | 0                  | 0                   | 0                           | 0                                     | 0                 | 0                | 0              | 0                   | 0                    | 0                   | 0                   | 0              | 0                                | 0        | 0   | 0                   | 0                   | 0                 |
| Com. Personal Exempt from 12 mills sch op | 0                  | 0                   | 0                           | 0                                     | 0                 | 0                | 0              | 0                   | 0                    | 0                   | 0                   | 0              | 0                                | 0        | 0   | 0                   | 0                   | 0                 |
| NON-PRE                                   | 0                  | 0                   | 0                           | 0                                     | 0                 | 0                | 0              | 0                   | 0                    | 0                   | 0                   | 0              | 0                                | 0        | 0   | 0                   | 0                   | 0                 |
| <b>Hopkins Schools Total</b>              | <b>300,728</b>     | <b>1,804</b>        | <b>0</b>                    | <b>0</b>                              | <b>465</b>        | <b>3,110</b>     | <b>0</b>       | <b>42</b>           | <b>1,418</b>         | <b>315</b>          | <b>1,119</b>        | <b>0</b>       | <b>166</b>                       | <b>0</b> | <b>0</b>                                      | <b>1,552</b>        | <b>542</b>          | <b>10,533</b>     |
| <b>Total Allegan Township</b>             | <b>188,532,392</b> | <b>1,113,063</b>    | <b>876,397</b>              | <b>6,337</b>                          | <b>465</b>        | <b>1,609,724</b> | <b>0</b>       | <b>26,394</b>       | <b>889,193</b>       | <b>197,638</b>      | <b>701,247</b>      | <b>0</b>       | <b>330,305</b>                   | <b>0</b> | <b>0</b>                                      | <b>973,185</b>      | <b>339,566</b>      | <b>7,063,514</b>  |
| <b>Casco Township</b>                     |                    |                     |                             |                                       |                   |                  |                |                     |                      |                     |                     |                |                                  |          |   |                     |                     |                   |
| <b>80090 Bloomingdale Schools</b>         |                    |                     |                             |                                       |                   |                  |                |                     |                      |                     |                     |                |                                  |          |   |                     |                     |                   |
| PRE                                       | 800,905            | 4,805               | 0                           | 0                                     | 6,167             | 0                | 112            | 5,345               | 839                  | 4,339               | 0                   | 449            | 0                                | 0        | 0   | 4,134               | 1,443               | 27,633            |
| Ind. Personal exempt from SET & Sch Op.   | 0                  | 0                   | 0                           | 0                                     | 0                 | 0                | 0              | 0                   | 0                    | 0                   | 0                   | 0              | 0                                | 0        | 0   | 0                   | 0                   | 0                 |
| Com. Personal Exempt from 12 mills sch op | 0                  | 0                   | 0                           | 0                                     | 0                 | 0                | 0              | 0                   | 0                    | 0                   | 0                   | 0              | 0                                | 0        | 0   | 0                   | 0                   | 0                 |
| NON-PRE                                   | 1,121,929          | 6,732               | 20,195                      | 0                                     | 8,639             | 0                | 157            | 7,487               | 1,175                | 6,078               | 0                   | 628            | 0                                | 0        | 5,791   | 2,021               | 58,903              |                   |
| <b>Bloomingdale Schools Total</b>         | <b>1,922,834</b>   | <b>11,537</b>       | <b>20,195</b>               | <b>0</b>                              | <b>14,806</b>     | <b>0</b>         | <b>269</b>     | <b>12,832</b>       | <b>2,014</b>         | <b>10,417</b>       | <b>0</b>            | <b>1,077</b>   | <b>0</b>                         | <b>0</b> | <b>9,925</b>                                  | <b>3,464</b>        | <b>86,536</b>       |                   |
| <b>03440 Glenn Schools</b>                |                    |                     |                             |                                       |                   |                  |                |                     |                      |                     |                     |                |                                  |          |   |                     |                     |                   |
| PRE                                       | 0                  | 0                   | 0                           | 0                                     | 0                 | 0                | 0              | 0                   | 0                    | 0                   | 0                   | 0              | 0                                | 0        | 0   | 0                   | 0                   | 0                 |
| Ind. Personal exempt from SET & Sch Op.   | 0                  | 0                   | 0                           | 0                                     | 0                 | 0                | 0              | 0                   | 0                    | 0                   | 0                   | 0              | 0                                | 0        | 0   | 0                   | 0                   | 0                 |
| Com. Personal Exempt from 12 mills sch op | 0                  | 0                   | 0                           | 0                                     | 0                 | 0                | 0              | 0                   | 0                    | 0                   | 0                   | 0              | 0                                | 0        | 0   | 0                   | 0                   | 0                 |
| NON-PRE                                   | 0                  | 0                   | 0                           | 0                                     | 0                 | 0                | 0              | 0                   | 0                    | 0                   | 0                   | 0              | 0                                | 0        | 0   | 0                   | 0                   | 0                 |
| <b>Glenn Schools Total</b>                | <b>0</b>           | <b>0</b>            | <b>0</b>                    | <b>0</b>                              | <b>0</b>          | <b>0</b>         | <b>0</b>       | <b>0</b>            | <b>0</b>             | <b>0</b>            | <b>0</b>            | <b>0</b>       | <b>0</b>                         | <b>0</b> | <b>0</b>                                      | <b>0</b>            | <b>0</b>            | <b>0</b>          |
| <b>03050 Fennville Schools</b>            |                    |                     |                             |                                       |                   |                  |                |                     |                      |                     |                     |                |                                  |          |   |                     |                     |                   |
| PRE                                       | 9,266,428          | 55,599              | 0                           | 0                                     | 4,527             | 62,085           | 0              | 1,297               | 43,704               | 9,703               | 50,203              | 0              | 5,189                            | 0        | 0   | 47,832              | 16,690              | 296,829           |
| Ind personal exempt form 6 mills SET      | 0                  | 0                   | 0                           | 0                                     | 0                 | 0                | 0              | 0                   | 0                    | 0                   | 0                   | 0              | 0                                | 0        | 0   | 0                   | 0                   | 0                 |
| Com. Personal Exempt from 12 mills sch op | 0                  | 0                   | 0                           | 0                                     | 0                 | 0                | 0              | 0                   | 0                    | 0                   | 0                   | 0              | 0                                | 0        | 0   | 0                   | 0                   | 0                 |
| NON-PRE                                   | 2,992,178          | 17,953              | 53,859                      | 0                                     | 1,462             | 20,048           | 0              | 419                 | 14,112               | 3,133               | 16,211              | 0              | 1,676                            | 0        | 0   | 15,445              | 5,389               | 149,707           |
| <b>Fennville Schools Total</b>            | <b>12,258,606</b>  | <b>73,552</b>       | <b>53,859</b>               | <b>0</b>                              | <b>5,989</b>      | <b>82,133</b>    | <b>0</b>       | <b>1,716</b>        | <b>57,816</b>        | <b>12,836</b>       | <b>66,414</b>       | <b>0</b>       | <b>6,865</b>                     | <b>0</b> | <b>0</b>                                      | <b>63,277</b>       | <b>22,079</b>       | <b>446,536</b>    |
| <b>80010 South Haven Schools</b>          |                    |                     |                             |                                       |                   |                  |                |                     |                      |                     |                     |                |                                  |          |   |                     |                     |                   |
| PRE                                       | 126,284,948        | 757,710             | 0                           | 0                                     | 568,282           | 286,086          | 17,680         | 842,725             | 132,233              | 684,174             | 0                   | 70,720         | 0                                | 0        | 651,870                                       | 227,452             | 4,238,932           |                   |
| Ind personal exempt form 6 mills SET      | 0                  | 0                   | 0                           | 0                                     | 0                 | 0                | 0              | 0                   | 0                    | 0                   | 0                   | 0              | 0                                | 0        | 0   | 0                   | 0                   | 0                 |
| Com. Personal Exempt from 12 mills sch op | 246,200            | 1,477               | 0                           | 1,477                                 | 1,108             | 558              | 34             | 1,643               | 258                  | 1,334               | 0                   | 138            | 0                                | 0        | 1,271   | 443                 | 9,741               |                   |
| NON-PRE                                   | 162,738,299        | 976,430             | 2,929,289                   | 0                                     | 732,322           | 368,667          | 22,783         | 1,085,985           | 170,403              | 881,667             | 0                   | 91,133         | 0                                | 0        | 840,039                                       | 293,108             | 8,391,826           |                   |
| <b>South Haven Schools Total</b>          | <b>289,269,447</b> | <b>1,735,617</b>    | <b>2,929,289</b>            | <b>1,477</b>                          | <b>1,301,712</b>  | <b>655,311</b>   | <b>40,497</b>  | <b>1,930,353</b>    | <b>302,894</b>       | <b>1,567,175</b>    | <b>0</b>            | <b>161,991</b> | <b>0</b>                         | <b>0</b> | <b>1,493,180</b>                              | <b>521,003</b>      | <b>12,640,499</b>   |                   |
| <b>Total Casco Township</b>               | <b>303,450,887</b> | <b>1,820,706</b>    | <b>3,003,343</b>            | <b>1,477</b>                          | <b>5,989</b>      | <b>1,398,651</b> | <b>655,311</b> | <b>42,482</b>       | <b>2,001,001</b>     | <b>317,744</b>      | <b>1,644,006</b>    | <b>0</b>       | <b>169,933</b>                   | <b>0</b> | <b>0</b>                                      | <b>1,566,382</b>    | <b>546,546</b>      | <b>13,173,571</b> |
| <b>Cheshire Township</b>                  |                    |                     |                             |                                       |                   |                  |                |                     |                      |                     |                     |                |                                  |          |   |                     |                     |                   |
| <b>03030 Allegan Schools</b>              |                    |                     |                             |                                       |                   |                  |                |                     |                      |                     |                     |                |                                  |          |   |                     |                     |                   |
| PRE                                       | 42,639,337         | 255,836             | 0                           | 0                                     | 363,940           | 0                | 5,970          | 201,104             | 44,170               | 212,941             | 0                   | 74,785         | 0                                | 0        | 220,100                                       | 76,798              | 1,455,644           |                   |
| Ind personal exempt form 6 mills SET      | 150,000            | 0                   | 0                           | 0                                     | 1,280             | 0                | 21             | 707                 | 155                  | 749                 | 0                   | 263            | 0                                | 0        | 774   | 270                 | 4,219               |                   |
| Com. Personal Exempt from 12 mills sch op | 160,000            | 960                 | 0                           | 960                                   | 1,366             | 0                | 22             | 755                 | 166                  | 799                 | 0                   | 281            | 0                                | 0        | 826   | 288                 | 6,423               |                   |
| NON-PRE                                   | 21,640,038         | 129,840             | 389,521                     | 0                                     | 184,704           | 0                | 3,030          | 102,063             | 22,417               | 108,070             | 0                   | 37,954         | 0                                | 0        | 111,704                                       | 38,976              | 1,128,279           |                   |
| <b>Allegan Schools Total</b>              | <b>64,589,375</b>  | <b>386,636</b>      | <b>389,521</b>              | <b>960</b>                            | <b>551,290</b>    | <b>0</b>         | <b>9,043</b>   | <b>304,629</b>      | <b>66,908</b>        | <b>322,559</b>      | <b>0</b>            | <b>113,283</b> | <b>0</b>                         | <b>0</b> | <b>333,404</b>                                | <b>116,332</b>      | <b>2,594,565</b>    |                   |
| <b>80090 Bloomingdale Schools</b>         |                    |                     |                             |                                       |                   |                  |                |                     |                      |                     |                     |                |                                  |          |   |                     |                     |                   |
| PRE                                       | 10,370,315         | 62,222              | 0                           | 0                                     | 79,851            | 0                | 1,452          | 69,203              | 10,743               | 51,789              | 0                   | 0              | 0                                | 0        | 53,531  | 18,678              | 347,469             |                   |
| Ind personal exempt form 6 mills SET      | 0                  | 0                   | 0                           | 0                                     | 0                 | 0                | 0              | 0                   | 0                    | 0                   | 0                   | 0              | 0                                | 0        | 0   | 0                   | 0                   |                   |
| Com. Personal Exempt from 12 mills sch op | 1,000              | 6                   | 0                           | 6                                     | 8                 | 0                | 7              | 1                   | 5                    | 0                   | 0                   | 0              | 0                                | 0        | 5   | 2                   | 40                  |                   |
| NON-PRE                                   | 5,620,937          | 33,726              | 101,177                     | 0                                     | 43,281            | 0                | 787            | 37,510              | 5,823                | 28,071              | 0                   | 0              | 0                                | 0        | 29,015  | 10,124              | 289,514             |                   |
| <b>Bloomingdale Schools Total</b>         | <b>15,992,252</b>  | <b>95,954</b>       | <b>101,177</b>              | <b>6</b>                              | <b>123,140</b>    | <b>0</b>         | <b>2,239</b>   | <b>106,720</b>      | <b>16,567</b>        | <b>79,865</b>       | <b>0</b>            | <b>0</b>       | <b>0</b>                         | <b>0</b> | <b>82,551</b>                                 | <b>28,804</b>       | <b>637,023</b>      |                   |
| <b>Total Cheshire Township</b>            | <b>80,581,627</b>  | <b>482,590</b>      | <b>490,698</b>              | <b>966</b>                            | <b>674,430</b>    | <b>0</b>         | <b>11,282</b>  | <b>411,349</b>      | <b>83,475</b>        | <b>402,424</b>      | <b>0</b>            | <b>113,283</b> | <b>0</b>                         | <b>0</b> | <b>415,955</b>                                | <b>145,136</b>      | <b>3,231,588</b>    |                   |
| <b>Clyde Township</b>                     |                    |                     |                             |                                       |                   |                  |                |                     |                      |                     |                     |                |                                  |          |   |                     |                     |                   |
| <b>03050 Fennville Schools</b>            |                    |                     |                             |                                       |                   |                  |                |                     |                      |                     |                     |                |                                  |          |   |                     |                     |                   |
| PRE                                       | 44,577,519         | 267,465             | 0                           | 0                                     | 21,776            | 298,669          | 0              | 6,241               | 210,245              | 45,839              | 201,366             | 0              | 24,963                           | 0        | 0   | 230,105             | 80,289              | 1,386,958         |
| Ind personal exempt form 6 mills SET      | 0                  | 0                   | 0                           | 0                                     | 0                 | 0                | 0              | 0                   | 0                    | 0                   | 0                   | 0              | 0                                | 0        | 0   | 0                   | 0                   | 0                 |
| Com. Personal Exempt from 12 mills sch op | 254,000            | 1,524               | 0                           | 1,524                                 | 124               | 1,702            | 0              | 36                  | 1,198                | 261                 | 1,147               | 0              | 142                              | 0        | 0   | 1,311               | 457                 | 9,426             |
| NON-PRE                                   | 29,007,068         | 174,042             | 522,127                     | 0                                     | 14,170            | 194,347          | 0              | 4,061               | 136,809              | 29,828              | 131,031             | 0              | 16,244                           | 0        | 0   | 149,732             | 52,245              | 1,424,635         |
| <b>Fennville Schools Total</b>            | <b>73,838,587</b>  | <b>443,031</b>      | <b>522,127</b>              | <b>1,524</b>                          | <b>36,070</b>     | <b>494,718</b>   | <b>0</b>       | <b>10,338</b>       | <b>348,252</b>       | <b>75,928</b>       | <b>333,544</b>      | <b>0</b>       | <b>41,349</b>                    | <b>0</b> | <b>0</b>                                      | <b>381,148</b>      | <b>132,991</b>      | <b>2,821,019</b>  |
| <b>Total Clyde Township</b>               | <b>73,838,587</b>  | <b>443,031</b>      | <b>522,127</b>              | <b>1,524</b>                          | <b>36,070</b>     | <b>494,718</b>   | <b>0</b>       | <b>10,338</b>       | <b>348,252</b>       | <b>75,928</b>       | <b>333,544</b>      | <b>0</b>       | <b>41,349</b>                    | <b>0</b> | <b>0</b>                                      | <b>381,148</b>      | <b>132,991</b>      | <b>2,821,019</b>  |

**2023 ALLEGAN COUNTY  
TABULATION OF ESTIMATED TAX DOLLARS  
BY ASSESSING UNIT, SCHOOL DISTRICT, HOMESTEAD AND NON-HOMESTEAD**

| UNITS                                       | TOTAL TAXABLE      | K-12 SCHOOLS        |                             |  |                   |                  | COLLEGE    | INTERMEDIATE SCHOOLS |                     | TWP/CITIES/VILLAGES |                     |                 | AUTHORITIES    |                                   | AD VALOREM SPECIALS | COUNTY           |  | TOTAL LEVY        |
|---|--------------------|---------------------|-----------------------------|--|-------------------|------------------|------------|----------------------|---------------------|---------------------|---------------------|-----------------|----------------|-----------------------------------|---------------------|------------------|--|-------------------|
|   |                    | STATE EDUCATION TAX | NON-PRINCIPAL RESIDENCE TAX | COMMERCIAL PERSONAL PARTIAL SCH. OPERATING TAX | EXTRA VOTED TAXES | DEBT             |            | LMCC / GRCC          | ALLOCATED OPERATING | VOTED OPERATING     | ALLOCATED / CHARTER | VOTED OPERATING | DEBT           | LIBRARY/ POOL/FIRE/T RANSIT VOTED |                     | DEBT             | UNIT-WIDE SPECIAL ASMSNITS REAL PROP. ONLY |                   |
| <b>Dorr Township</b>                        |                    |                     |                             |  |                   |                  |            |                      |                     |                     |                     |                 |                |                                   |                     |                  |  |                   |
| <b>41040 Byron Center Schools</b>           |                    |                     |                             |  |                   |                  |            |                      |                     |                     |                     |                 |                |                                   |                     |                  |  |                   |
| PRE   | 118,606            | 712                 | 0                           |  | 115               | 1,226            | 203        | 10                   | 636                 | 85                  | 468                 | 0               | 0              | 0                                 |                     | 612              | 214  | 4,281             |
| Ind personal exempt form 6 mills SET        | 0                  |                     |                             |  |                   | 0                | 0          | 0                    | 0                   | 0                   | 0                   | 0               | 0              | 0                                 |                     | 0                | 0  | 0                 |
| Com. Personal Exempt from 12 mills sch op   | 0                  | 0                   | 0                           | 0  | 0                 | 0                | 0          | 0                    | 0                   | 0                   | 0                   | 0               | 0              | 0                                 | 0                   | 0                | 0  | 0                 |
| NON-PRE                                     | 0                  | 0                   | 0                           | 0  | 0                 | 0                | 0          | 0                    | 0                   | 0                   | 0                   | 0               | 0              | 0                                 |                     | 0                | 0  | 0                 |
| <b>Byron Center Schools Total</b>           | <b>118,606</b>     | <b>712</b>          | <b>0</b>                    | <b>0</b>                                       | <b>115</b>        | <b>1,226</b>     | <b>203</b> | <b>10</b>            | <b>636</b>          | <b>85</b>           | <b>468</b>          | <b>0</b>        | <b>0</b>       | <b>0</b>                          | <b>0</b>            | <b>612</b>       | <b>214</b>                                 | <b>4,281</b>      |
| <b>03070 Hopkins Schools</b>                |                    |                     |                             |  |                   |                  |            |                      |                     |                     |                     |                 |                |                                   |                     |                  |  |                   |
| PRE   | 83,431,283         | 500,588             | 0                           |  | 128,901           | 862,679          | 0          | 11,680               | 393,495             | 60,054              | 329,278             | 0               | 0              | 0                                 |                     | 430,664          | 150,268                                    | 2,867,607         |
| Ind personal exempt form 6 mills SET        | 0                  |                     |                             |  |                   | 0                | 0          | 0                    | 0                   | 0                   | 0                   | 0               | 0              | 0                                 |                     | 0                | 0  | 0                 |
| Com. Personal Exempt from 12 mills sch op   | 261,100            | 1,567               | 0                           | 1,567  | 403               | 2,700            | 0          | 37                   | 1,231               | 188                 | 1,030               | 0               | 0              | 0                                 | 0                   | 1,348            | 470  | 10,541            |
| NON-PRE                                     | 7,151,289          | 42,908              | 128,723                     |  | 11,049            | 73,944           | 0          | 1,001                | 33,728              | 5,147               | 28,224              | 0               | 0              | 0                                 | 0                   | 36,914           | 12,880                                     | 374,518           |
| <b>Hopkins Schools Total</b>                | <b>90,843,672</b>  | <b>545,063</b>      | <b>128,723</b>              | <b>1,567</b>                                   | <b>140,353</b>    | <b>939,323</b>   | <b>0</b>   | <b>12,718</b>        | <b>428,454</b>      | <b>65,389</b>       | <b>358,532</b>      | <b>0</b>        | <b>0</b>       | <b>0</b>                          | <b>0</b>            | <b>468,926</b>   | <b>163,618</b>                             | <b>3,252,666</b>  |
| <b>03040 Wayland Schools (excludes REZ)</b> |                    |                     |                             |  |                   |                  |            |                      |                     |                     |                     |                 |                |                                   |                     |                  |  |                   |
| PRE   | 186,598,090        | 1,119,589           | 0                           |  | 0                 | 1,567,424        | 0          | 26,124               | 880,071             | 134,313             | 736,447             | 0               | 0              | 0                                 |                     | 963,201          | 336,082                                    | 5,763,251         |
| Ind personal exempt form 6 mills SET        | 549,100            |                     |                             |  |                   | 4,612            | 0          | 77                   | 2,590               | 395                 | 2,167               | 0               | 0              | 0                                 |                     | 2,834            | 989  | 13,664            |
| Com. Personal Exempt from 12 mills sch op   | 8,724,900          | 52,349              | 0                           | 52,349   | 0                 | 73,289           | 0          | 1,221                | 41,150              | 6,280               | 34,435              | 0               | 0              | 0                                 | 0                   | 45,037           | 15,714                                     | 321,824           |
| NON-PRE                                     | 46,786,056         | 280,716             | 842,149                     |  | 0                 | 393,003          | 0          | 6,550                | 220,662             | 33,677              | 184,651             | 0               | 0              | 0                                 | 0                   | 241,505          | 84,266                                     | 2,287,179         |
| <b>Wayland Schools Total</b>                | <b>242,658,146</b> | <b>1,452,654</b>    | <b>842,149</b>              | <b>52,349</b>                                  | <b>0</b>          | <b>2,038,328</b> | <b>0</b>   | <b>33,972</b>        | <b>1,144,473</b>    | <b>174,665</b>      | <b>957,700</b>      | <b>0</b>        | <b>0</b>       | <b>0</b>                          | <b>0</b>            | <b>1,252,577</b> | <b>437,051</b>                             | <b>8,385,918</b>  |
| <b>Total Dorr Township</b>                  | <b>333,620,424</b> | <b>1,998,429</b>    | <b>970,872</b>              | <b>53,916</b>                                  | <b>140,468</b>    | <b>2,978,877</b> | <b>203</b> | <b>46,700</b>        | <b>1,573,563</b>    | <b>240,139</b>      | <b>1,316,700</b>    | <b>0</b>        | <b>0</b>       | <b>0</b>                          | <b>0</b>            | <b>1,722,115</b> | <b>600,883</b>                             | <b>11,642,865</b> |
| <b>Fillmore Township</b>                    |                    |                     |                             |  |                   |                  |            |                      |                     |                     |                     |                 |                |                                   |                     |                  |  |                   |
| <b>03100 Hamilton Schools</b>               |                    |                     |                             |  |                   |                  |            |                      |                     |                     |                     |                 |                |                                   |                     |                  |  |                   |
| PRE   | 106,379,757        | 638,279             | 0                           |  | 0                 | 462,752          | 0          | 12,510               | 642,215             | 112,752             | 626,651             | 0               | 0              | 0                                 |                     | 549,122          | 191,601                                    | 3,235,882         |
| Ind personal exempt form 6 mills SET        | 193,100            |                     |                             |  |                   | 840              | 0          | 23                   | 1,166               | 205                 | 1,137               | 0               | 0              | 0                                 |                     | 997              | 348  | 4,716             |
| Com. Personal Exempt from 12 mills sch op   | 2,584,300          | 15,506              | 0                           | 15,506   | 0                 | 11,242           | 0          | 304                  | 15,601              | 2,739               | 15,223              | 0               | 0              | 0                                 | 0                   | 13,340           | 4,655                                      | 94,116            |
| NON-PRE                                     | 37,937,828         | 227,627             | 682,881                     |  | 0                 | 165,030          | 0          | 4,461                | 229,031             | 40,210              | 223,480             | 0               | 0              | 0                                 | 0                   | 195,831          | 68,330                                     | 1,836,881         |
| <b>Hamilton Schools Total</b>               | <b>147,094,985</b> | <b>881,412</b>      | <b>682,881</b>              | <b>15,506</b>                                  | <b>0</b>          | <b>639,864</b>   | <b>0</b>   | <b>17,298</b>        | <b>888,013</b>      | <b>155,906</b>      | <b>866,491</b>      | <b>0</b>        | <b>0</b>       | <b>0</b>                          | <b>0</b>            | <b>759,290</b>   | <b>264,934</b>                             | <b>5,171,595</b>  |
| <b>70350 Zeeland Schools</b>                |                    |                     |                             |  |                   |                  |            |                      |                     |                     |                     |                 |                |                                   |                     |                  |  |                   |
| PRE   | 11,742,203         | 70,453              | 0                           |  | 17,381            | 87,479           | 0          | 1,381                | 70,888              | 12,446              | 69,170              | 0               | 0              | 0                                 |                     | 60,612           | 21,149                                     | 410,959           |
| Ind personal exempt form 6 mills SET        | 0                  |                     |                             |  |                   | 0                | 0          | 0                    | 0                   | 0                   | 0                   | 0               | 0              | 0                                 |                     | 0                | 0  | 0                 |
| Com. Personal Exempt from 12 mills sch op   | 0                  | 0                   | 0                           | 0  | 0                 | 0                | 0          | 0                    | 0                   | 0                   | 0                   | 0               | 0              | 0                                 | 0                   | 0                | 0  | 0                 |
| NON-PRE                                     | 909,092            | 5,455               | 16,364                      |  | 1,346             | 6,773            | 0          | 107                  | 5,488               | 964                 | 5,355               | 0               | 0              | 0                                 | 0                   | 4,693            | 1,637                                      | 48,182            |
| <b>Zeeland Schools Total</b>                | <b>12,651,295</b>  | <b>75,908</b>       | <b>16,364</b>               | <b>0</b>                                       | <b>18,727</b>     | <b>94,252</b>    | <b>0</b>   | <b>1,488</b>         | <b>76,376</b>       | <b>13,410</b>       | <b>74,525</b>       | <b>0</b>        | <b>0</b>       | <b>0</b>                          | <b>0</b>            | <b>65,305</b>    | <b>22,786</b>                              | <b>459,141</b>    |
| <b>Total Fillmore Township</b>              | <b>159,746,280</b> | <b>957,320</b>      | <b>699,245</b>              | <b>15,506</b>                                  | <b>18,727</b>     | <b>734,116</b>   | <b>0</b>   | <b>18,786</b>        | <b>964,389</b>      | <b>169,316</b>      | <b>941,016</b>      | <b>0</b>        | <b>0</b>       | <b>0</b>                          | <b>0</b>            | <b>824,595</b>   | <b>287,720</b>                             | <b>5,630,736</b>  |
| <b>Ganges Township</b>                      |                    |                     |                             |  |                   |                  |            |                      |                     |                     |                     |                 |                |                                   |                     |                  |  |                   |
| <b>03050 Fennville Schools</b>              |                    |                     |                             |  |                   |                  |            |                      |                     |                     |                     |                 |                |                                   |                     |                  |  |                   |
| PRE   | 109,053,527        | 654,321             | 0                           |  | 53,273            | 730,659          | 0          | 15,267               | 514,340             | 52,771              | 353,770             | 0               | 61,070         | 0                                 |                     | 562,923          | 196,416                                    | 3,194,810         |
| Ind personal exempt form 6 mills SET        | 0                  |                     |                             |  |                   | 0                | 0          | 0                    | 0                   | 0                   | 0                   | 0               | 0              | 0                                 |                     | 0                | 0  | 0                 |
| Com. Personal Exempt from 12 mills sch op   | 639,500            | 3,837               | 0                           | 3,837  | 312               | 4,285            | 0          | 90                   | 3,016               | 309                 | 2,075               | 0               | 358            | 0                                 | 0                   | 3,301            | 1,152                                      | 22,572            |
| NON-PRE                                     | 98,064,785         | 588,389             | 1,765,166                   |  | 47,905            | 657,034          | 0          | 13,729               | 462,513             | 47,454              | 318,122             | 0               | 54,916         | 0                                 | 0                   | 506,201          | 176,624                                    | 4,638,053         |
| <b>Fennville Schools Total</b>              | <b>207,757,812</b> | <b>1,246,547</b>    | <b>1,765,166</b>            | <b>3,837</b>                                   | <b>101,490</b>    | <b>1,391,978</b> | <b>0</b>   | <b>29,086</b>        | <b>979,869</b>      | <b>100,534</b>      | <b>673,967</b>      | <b>0</b>        | <b>116,344</b> | <b>0</b>                          | <b>0</b>            | <b>1,072,425</b> | <b>374,192</b>                             | <b>7,855,435</b>  |
| <b>03440 Glenn Schools</b>                  |                    |                     |                             |  |                   |                  |            |                      |                     |                     |                     |                 |                |                                   |                     |                  |  |                   |
| PRE   | 24,006,853         | 144,041             | 0                           |  | 0                 | 21,126           | 0          | 3,361                | 113,226             | 11,617              | 77,878              | 0               | 13,444         | 0                                 |                     | 123,921          | 43,239                                     | 551,853           |
| Ind personal exempt form 6 mills SET        | (4,500)            |                     |                             |  |                   | (4)              | 0          | (1)                  | (21)                | (2)                 | (15)                | 0               | (3)            | 0                                 |                     | (23)             | (8)  | (77)              |
| Com. Personal Exempt from 12 mills sch op   | 57,400             | 344                 | 0                           | 344  | 0                 | 51               | 0          | 8                    | 271                 | 28                  | 186                 | 0               | 32             | 0                                 | 0                   | 296              | 103  | 1,663             |
| NON-PRE                                     | 39,434,723         | 236,608             | 709,825                     |  | 0                 | 34,703           | 0          | 5,521                | 185,990             | 19,082              | 127,926             | 0               | 22,083         | 0                                 | 0                   | 203,558          | 71,026                                     | 1,616,322         |
| <b>Glenn Schools Total</b>                  | <b>63,494,476</b>  | <b>380,993</b>      | <b>709,825</b>              | <b>344</b>                                     | <b>0</b>          | <b>55,876</b>    | <b>0</b>   | <b>8,889</b>         | <b>299,466</b>      | <b>30,725</b>       | <b>205,975</b>      | <b>0</b>        | <b>35,556</b>  | <b>0</b>                          | <b>0</b>            | <b>327,752</b>   | <b>114,360</b>                             | <b>2,169,761</b>  |
| <b>Total Ganges Township</b>                | <b>271,252,288</b> | <b>1,627,540</b>    | <b>2,474,991</b>            | <b>4,181</b>                                   | <b>101,490</b>    | <b>1,447,854</b> | <b>0</b>   | <b>37,975</b>        | <b>1,279,335</b>    | <b>131,259</b>      | <b>879,942</b>      | <b>0</b>        | <b>151,900</b> | <b>0</b>                          | <b>0</b>            | <b>1,400,177</b> | <b>488,552</b>                             | <b>10,025,196</b> |

**2023 ALLEGAN COUNTY  
TABULATION OF ESTIMATED TAX DOLLARS  
BY ASSESSING UNIT, SCHOOL DISTRICT, HOMESTEAD AND NON-HOMESTEAD**

| UNITS                                     | TOTAL TAXABLE      | K-12 SCHOOLS              |                                       |   |                         |          | COLLEGE<br>LMCC / GRCC | INTERMEDIATE SCHOOLS   |                    | TWP/CITIES/VILLAGES    |                    |                | AUTHORITIES                                |          | AD VALOREM<br>SPECIALS                                | COUNTY                 |                        | TOTAL LEVY |
|---|--------------------|---------------------------|---------------------------------------|---|-------------------------|----------|------------------------|------------------------|--------------------|------------------------|--------------------|----------------|--|----------|---|------------------------|------------------------|------------|
|   |                    | STATE<br>EDUCATION<br>TAX | NON-<br>PRINCIPAL<br>RESIDENCE<br>TAX | COMMERCIAL<br>PERSONAL<br>PARTIAL SCH.<br>OPERATING TAX | EXTRA<br>VOTED<br>TAXES | DEBT     |                        | ALLOCATED<br>OPERATING | VOTED<br>OPERATING | ALLOCATED<br>/ CHARTER | VOTED<br>OPERATING | DEBT           | LIBRARY/<br>POOL/FIRE/T<br>RANSIT<br>VOTED | DEBT     | UNIT-WIDE<br>SPECIAL<br>ASSMNTS<br>REAL PROP.<br>ONLY | ALLOCATED<br>OPERATING | COUNTY<br>ROADS/SENIOR |            |
| <b>Gun Plain Charter Township</b>         |                    |                           |                                       |   |                         |          |                        |                        |                    |                        |                    |                |  |          |   |                        |                        |            |
| <b>08010 Delton-Kellogg Schools</b>       |                    |                           |                                       |   |                         |          |                        |                        |                    |                        |                    |                |  |          |   |                        |                        |            |
| PRE                                       | 376,250            | 2,258                     | 0                                     | 0   | 1,844                   | 0        | 43                     | 792                    | 986                | 723                    | 0                  | 552            | 278  |          | 1,942   | 678                    | 10,096                 |            |
| Ind personal exempt form 6 mills SET      | 0                  | 0                         | 0                                     | 0   | 0                       | 0        | 0                      | 0                      | 0                  | 0                      | 0                  | 0              | 0  | 0        | 0   | 0                      | 0                      |            |
| Com. Personal Exempt from 12 mills sch op | 0                  | 0                         | 0                                     | 0   | 0                       | 0        | 0                      | 0                      | 0                  | 0                      | 0                  | 0              | 0  | 0        | 0   | 0                      | 0                      |            |
| NON-PRE                                   | 82,600             | 496                       | 1,487                                 | 0   | 405                     | 0        | 9                      | 174                    | 216                | 159                    | 0                  | 121            | 61   |          | 426   | 149                    | 3,703                  |            |
| <b>Delton-Kellogg Schools Total</b>       | <b>458,850</b>     | <b>2,754</b>              | <b>1,487</b>                          | <b>0</b>  | <b>2,249</b>            | <b>0</b> | <b>52</b>              | <b>966</b>             | <b>1,202</b>       | <b>882</b>             | <b>0</b>           | <b>673</b>     | <b>339</b>                                 | <b>0</b> | <b>2,368</b>  | <b>827</b>             | <b>13,799</b>          |            |
| <b>03060 Martin Schools</b>               |                    |                           |                                       |   |                         |          |                        |                        |                    |                        |                    |                |  |          |   |                        |                        |            |
| PRE                                       | 8,827,949          | 52,968                    | 0                                     | 0   | 61,796                  | 0        | 1,236                  | 41,636                 | 23,136             | 16,970                 | 0                  | 12,950         | 6,533                                      |          | 45,569  | 15,900                 | 278,694                |            |
| Ind personal exempt form 6 mills SET      | 0                  | 0                         | 0                                     | 0   | 0                       | 0        | 0                      | 0                      | 0                  | 0                      | 0                  | 0              | 0  | 0        | 0   | 0                      | 0                      |            |
| Com. Personal Exempt from 12 mills sch op | 0                  | 0                         | 0                                     | 0   | 0                       | 0        | 0                      | 0                      | 0                  | 0                      | 0                  | 0              | 0  | 0        | 0   | 0                      | 0                      |            |
| NON-PRE                                   | 1,001,940          | 6,012                     | 18,035                                | 0   | 7,014                   | 0        | 140                    | 4,726                  | 2,626              | 1,926                  | 0                  | 1,470          | 741  |          | 5,172   | 1,805                  | 49,667                 |            |
| <b>Martin Schools Total</b>               | <b>9,829,889</b>   | <b>58,980</b>             | <b>18,035</b>                         | <b>0</b>  | <b>68,810</b>           | <b>0</b> | <b>1,376</b>           | <b>46,362</b>          | <b>25,762</b>      | <b>18,896</b>          | <b>0</b>           | <b>14,420</b>  | <b>7,274</b>                               | <b>0</b> | <b>50,741</b>   | <b>17,705</b>          | <b>328,361</b>         |            |
| <b>03010 Plainwell Schools</b>            |                    |                           |                                       |   |                         |          |                        |                        |                    |                        |                    |                |  |          |   |                        |                        |            |
| PRE                                       | 188,442,993        | 1,130,658                 | 0                                     | 0   | 1,988,074               | 0        | 26,382                 | 888,773                | 493,871            | 362,244                | 0                  | 276,427        | 139,448                                    |          | 972,724   | 339,405                | 6,618,006              |            |
| Ind personal exempt form 6 mills SET      | 56,900             | 0                         | 0                                     | 0   | 0                       | 0        | 8                      | 268                    | 149                | 109                    | 0                  | 83             | 42   |          | 294   | 102                    | 1,655                  |            |
| Com. Personal Exempt from 12 mills sch op | 2,396,700          | 14,380                    | 0                                     | 14,380  | 25,285                  | 0        | 336                    | 11,304                 | 6,281              | 4,607                  | 0                  | 3,516          | 1,774                                      | 0        | 12,372  | 4,317                  | 98,552                 |            |
| NON-PRE                                   | 70,074,925         | 420,450                   | 1,261,349                             | 0   | 739,290                 | 0        | 9,810                  | 330,501                | 183,652            | 134,705                | 0                  | 102,793        | 51,855                                     |          | 361,720   | 126,212                | 3,722,337              |            |
| <b>Plainwell Schools Total</b>            | <b>260,971,518</b> | <b>1,565,488</b>          | <b>1,261,349</b>                      | <b>14,380</b>   | <b>2,753,249</b>        | <b>0</b> | <b>36,536</b>          | <b>1,230,846</b>       | <b>683,953</b>     | <b>501,665</b>         | <b>0</b>           | <b>382,819</b> | <b>193,119</b>                             | <b>0</b> | <b>1,347,110</b>                                      | <b>470,036</b>         | <b>10,440,550</b>      |            |
| <b>Total Gun Plain Township</b>           | <b>271,260,257</b> | <b>1,627,222</b>          | <b>1,280,871</b>                      | <b>14,380</b>   | <b>2,824,308</b>        | <b>0</b> | <b>37,964</b>          | <b>1,278,174</b>       | <b>710,917</b>     | <b>521,443</b>         | <b>0</b>           | <b>397,912</b> | <b>200,732</b>                             | <b>0</b> | <b>1,400,219</b>                                      | <b>488,568</b>         | <b>10,782,710</b>      |            |
| <b>Heath Township</b>                     |                    |                           |                                       |   |                         |          |                        |                        |                    |                        |                    |                |  |          |   |                        |                        |            |
| <b>03030 Allegan Schools</b>              |                    |                           |                                       |   |                         |          |                        |                        |                    |                        |                    |                |  |          |   |                        |                        |            |
| PRE                                       | 24,645,728         | 147,874                   | 0                                     | 0   | 210,359                 | 0        | 3,450                  | 116,239                | 25,846             | 108,705                | 0                  | 43,226         | 0  |          | 127,219   | 44,389                 | 827,307                |            |
| Ind personal exempt form 6 mills SET      | 38,300             | 0                         | 0                                     | 0   | 327                     | 0        | 5                      | 181                    | 40                 | 169                    | 0                  | 67             | 0  |          | 198   | 69                     | 1,056                  |            |
| Com. Personal Exempt from 12 mills sch op | 9,600              | 58                        | 0                                     | 58  | 82                      | 0        | 1                      | 45                     | 10                 | 42                     | 0                  | 17             | 0  | 0        | 50  | 17                     | 380                    |            |
| NON-PRE                                   | 7,035,801          | 42,215                    | 126,644                               | 0   | 60,053                  | 0        | 985                    | 33,184                 | 7,378              | 31,033                 | 0                  | 12,340         | 0  |          | 36,318  | 12,672                 | 362,822                |            |
| <b>Allegan Schools Total</b>              | <b>31,729,429</b>  | <b>190,147</b>            | <b>126,644</b>                        | <b>58</b>   | <b>270,821</b>          | <b>0</b> | <b>4,441</b>           | <b>149,649</b>         | <b>33,274</b>      | <b>139,949</b>         | <b>0</b>           | <b>55,650</b>  | <b>0</b>                                   | <b>0</b> | <b>163,785</b>  | <b>57,147</b>          | <b>1,191,565</b>       |            |
| <b>03100 Hamilton Schools</b>             |                    |                           |                                       |   |                         |          |                        |                        |                    |                        |                    |                |  |          |   |                        |                        |            |
| PRE                                       | 116,748,104        | 700,489                   | 0                                     | 0   | 507,854                 | 0        | 13,730                 | 704,808                | 122,434            | 514,941                | 0                  | 0              | 0  |          | 602,642   | 210,275                | 3,377,173              |            |
| Ind personal exempt form 6 mills SET      | 25,692,400         | 0                         | 0                                     | 0   | 111,762                 | 0        | 3,021                  | 155,105                | 26,944             | 113,321                | 0                  | 0              | 0  |          | 132,622   | 46,275                 | 589,050                |            |
| Com. Personal Exempt from 12 mills sch op | 1,307,900          | 7,847                     | 0                                     | 7,847   | 5,689                   | 0        | 154                    | 7,896                  | 1,372              | 5,769                  | 0                  | 0              | 0  | 0        | 6,751   | 2,356                  | 45,681                 |            |
| NON-PRE                                   | 29,623,511         | 177,741                   | 533,223                               | 0   | 128,862                 | 0        | 3,484                  | 178,837                | 31,066             | 130,660                | 0                  | 0              | 0  |          | 152,914   | 53,355                 | 1,390,142              |            |
| <b>Hamilton Schools Total</b>             | <b>173,371,915</b> | <b>886,077</b>            | <b>533,223</b>                        | <b>7,847</b>  | <b>754,167</b>          | <b>0</b> | <b>20,389</b>          | <b>1,046,646</b>       | <b>181,816</b>     | <b>764,691</b>         | <b>0</b>           | <b>0</b>       | <b>0</b>                                   | <b>0</b> | <b>894,929</b>  | <b>312,261</b>         | <b>5,402,046</b>       |            |
| <b>Total Heath Township</b>               | <b>205,101,344</b> | <b>1,076,224</b>          | <b>659,867</b>                        | <b>7,905</b>  | <b>1,024,988</b>        | <b>0</b> | <b>24,830</b>          | <b>1,196,295</b>       | <b>215,090</b>     | <b>904,640</b>         | <b>0</b>           | <b>55,650</b>  | <b>0</b>                                   | <b>0</b> | <b>1,058,714</b>                                      | <b>369,408</b>         | <b>6,593,611</b>       |            |
| <b>Hopkins Township</b>                   |                    |                           |                                       |   |                         |          |                        |                        |                    |                        |                    |                |  |          |   |                        |                        |            |
| <b>03070 Hopkins Schools</b>              |                    |                           |                                       |   |                         |          |                        |                        |                    |                        |                    |                |  |          |   |                        |                        |            |
| PRE                                       | 74,050,445         | 444,303                   | 0                                     | 114,408   | 765,882                 | 0        | 10,367                 | 349,252                | 77,472             | 215,627                | 0                  | 40,802         | 0  |          | 382,241   | 133,372                | 2,533,526              |            |
| Ind personal exempt form 6 mills SET      | 0                  | 0                         | 0                                     | 0   | 0                       | 0        | 0                      | 0                      | 0                  | 0                      | 0                  | 0              | 0  |          | 0   | 0                      | 0                      |            |
| Com. Personal Exempt from 12 mills sch op | 451,800            | 2,711                     | 0                                     | 2,711   | 698                     | 4,672    | 63                     | 2,131                  | 473                | 1,316                  | 0                  | 249            | 0  | 0        | 2,332   | 814                    | 18,170                 |            |
| NON-PRE                                   | 12,628,747         | 75,772                    | 227,317                               | 0   | 130,581                 | 0        | 1,768                  | 59,562                 | 13,212             | 36,774                 | 0                  | 6,958          | 0  |          | 65,188  | 22,746                 | 659,389                |            |
| <b>Hopkins Schools Total</b>              | <b>87,130,992</b>  | <b>522,786</b>            | <b>227,317</b>                        | <b>2,711</b>  | <b>900,935</b>          | <b>0</b> | <b>12,198</b>          | <b>410,945</b>         | <b>91,157</b>      | <b>253,717</b>         | <b>0</b>           | <b>48,009</b>  | <b>0</b>                                   | <b>0</b> | <b>449,761</b>  | <b>156,932</b>         | <b>3,211,085</b>       |            |
| <b>03060 Martin Schools</b>               |                    |                           |                                       |   |                         |          |                        |                        |                    |                        |                    |                |  |          |   |                        |                        |            |
| PRE                                       | 718,369            | 4,310                     | 0                                     | 0   | 5,029                   | 0        | 101                    | 3,388                  | 752                | 2,092                  | 0                  | 396            | 0  |          | 3,708   | 1,294                  | 21,070                 |            |
| Ind personal exempt form 6 mills SET      | 0                  | 0                         | 0                                     | 0   | 0                       | 0        | 0                      | 0                      | 0                  | 0                      | 0                  | 0              | 0  |          | 0   | 0                      | 0                      |            |
| Com. Personal Exempt from 12 mills sch op | 0                  | 0                         | 0                                     | 0   | 0                       | 0        | 0                      | 0                      | 0                  | 0                      | 0                  | 0              | 0  | 0        | 0   | 0                      | 0                      |            |
| NON-PRE                                   | 7,500              | 45                        | 135                                   | 0   | 53                      | 0        | 1                      | 35                     | 8                  | 22                     | 0                  | 4              | 0  |          | 39  | 14                     | 356                    |            |
| <b>Martin Schools Total</b>               | <b>725,869</b>     | <b>4,355</b>              | <b>135</b>                            | <b>0</b>  | <b>5,082</b>            | <b>0</b> | <b>102</b>             | <b>3,423</b>           | <b>760</b>         | <b>2,114</b>           | <b>0</b>           | <b>400</b>     | <b>0</b>                                   | <b>0</b> | <b>3,747</b>  | <b>1,308</b>           | <b>21,426</b>          |            |
| <b>03040 Wayland Schools</b>              |                    |                           |                                       |   |                         |          |                        |                        |                    |                        |                    |                |  |          |   |                        |                        |            |
| PRE                                       | 17,844,145         | 107,065                   | 0                                     | 0   | 149,891                 | 0        | 2,498                  | 84,160                 | 18,669             | 51,960                 | 0                  | 9,832          | 0  |          | 92,110  | 32,139                 | 548,324                |            |
| Ind personal exempt form 6 mills SET      | 0                  | 0                         | 0                                     | 0   | 0                       | 0        | 0                      | 0                      | 0                  | 0                      | 0                  | 0              | 0  |          | 0   | 0                      | 0                      |            |
| Com. Personal Exempt from 12 mills sch op | 222,000            | 1,332                     | 0                                     | 1,332   | 1,865                   | 0        | 31                     | 1,047                  | 232                | 646                    | 0                  | 122            | 0  | 0        | 1,146   | 400                    | 8,153                  |            |
| NON-PRE                                   | 5,543,935          | 33,264                    | 99,791                                | 0   | 46,569                  | 0        | 776                    | 26,147                 | 5,800              | 16,143                 | 0                  | 3,055          | 0  |          | 28,617  | 9,985                  | 270,147                |            |
| <b>Wayland Schools Total</b>              | <b>23,610,080</b>  | <b>141,661</b>            | <b>99,791</b>                         | <b>1,332</b>  | <b>198,325</b>          | <b>0</b> | <b>3,305</b>           | <b>111,354</b>         | <b>24,701</b>      | <b>68,749</b>          | <b>0</b>           | <b>13,009</b>  | <b>0</b>                                   | <b>0</b> | <b>121,873</b>  | <b>42,524</b>          | <b>826,624</b>         |            |
| <b>Total Hopkins Township</b>             | <b>111,466,941</b> | <b>668,802</b>            | <b>327,243</b>                        | <b>4,043</b>  | <b>1,104,342</b>        | <b>0</b> | <b>15,605</b>          | <b>525,722</b>         | <b>116,618</b>     | <b>324,580</b>         | <b>0</b>           | <b>61,418</b>  | <b>0</b>                                   | <b>0</b> | <b>575,381</b>  | <b>200,764</b>         | <b>4,059,135</b>       |            |



**2023 ALLEGAN COUNTY  
TABULATION OF ESTIMATED TAX DOLLARS  
BY ASSESSING UNIT, SCHOOL DISTRICT, HOMESTEAD AND NON-HOMESTEAD**

| UNITS                                     | TOTAL TAXABLE      | K-12 SCHOOLS        |                             |  |                   |                  | COLLEGE        | INTERMEDIATE SCHOOLS |                     | TWP/CITIES/VILLAGES |                     |                 | AUTHORITIES    |                                   | AD VALOREM SPECIALS | COUNTY           |   | TOTAL LEVY        |
|---|--------------------|---------------------|-----------------------------|--|-------------------|------------------|----------------|----------------------|---------------------|---------------------|---------------------|-----------------|----------------|-----------------------------------|---------------------|------------------|---|-------------------|
|   |                    | STATE EDUCATION TAX | NON-PRINCIPAL RESIDENCE TAX | COMMERCIAL PERSONAL PARTIAL SCH. OPERATING TAX | EXTRA VOTED TAXES | DEBT             |                | LMCC / GRCC          | ALLOCATED OPERATING | VOTED OPERATING     | ALLOCATED / CHARTER | VOTED OPERATING | DEBT           | LIBRARY/ POOL/FIRE/T RANSIT VOTED |                     | DEBT             | UNIT-WIDE SPECIAL ASSMNTS REAL PROP. ONLY |                   |
| <b>Laketown Township</b>                  |                    |                     |                             |  |                   |                  |                |                      |                     |                     |                     |                 |                |                                   |                     |                  |   |                   |
| <b>03100 Hamilton Schools</b>             |                    |                     |                             |  |                   |                  |                |                      |                     |                     |                     |                 |                |                                   |                     |                  |   |                   |
| PRE                                       | 156,760,471        | 940,563             | 0                           |  | 0                 | 681,908          | 0              | 18,435               | 946,363             | 156,760             | 466,456             | 0               | 220,891        | 0                                 |                     | 809,182          | 282,341                                   | 4,522,899         |
| Ind personal exempt form 6 mills SET      | 853,000            |                     |                             |  |                   | 3,711            | 0              | 100                  | 5,150               | 853                 | 2,538               | 0               | 1,202          | 0                                 |                     | 4,403            | 1,536                                     | 19,493            |
| Com. Personal Exempt from 12 mills sch op | 12,400             | 74                  | 0                           | 74   | 0                 | 54               | 0              | 1                    | 75                  | 12                  | 37                  | 0               | 17             | 0                                 | 0                   | 64               | 22  | 430               |
| NON-PRE                                   | 31,656,085         | 189,937             | 569,810                     |  | 0                 | 137,704          | 0              | 3,723                | 191,108             | 31,656              | 94,196              | 0               | 44,607         | 0                                 |                     | 163,406          | 57,016                                    | 1,483,163         |
| <b>Hamilton Schools Total</b>             | <b>189,281,956</b> | <b>1,130,574</b>    | <b>569,810</b>              | <b>74</b>                                      | <b>0</b>          | <b>823,377</b>   | <b>0</b>       | <b>22,259</b>        | <b>1,142,696</b>    | <b>189,281</b>      | <b>563,227</b>      | <b>0</b>        | <b>266,717</b> | <b>0</b>                          | <b>0</b>            | <b>977,055</b>   | <b>340,915</b>                            | <b>6,025,985</b>  |
| <b>70020 Holland Schools</b>              |                    |                     |                             |  |                   |                  |                |                      |                     |                     |                     |                 |                |                                   |                     |                  |   |                   |
| PRE                                       | 141,772,379        | 850,634             | 0                           |  | 167,561           | 670,583          | 0              | 16,672               | 855,880             | 141,772             | 421,858             | 0               | 334,526        | 144,608                           |                     | 731,815          | 255,346                                   | 4,591,255         |
| Ind personal exempt form 6 mills SET      | 0                  |                     |                             |  | 0                 | 0                | 0              | 0                    | 0                   | 0                   | 0                   | 0               | 0              | 0                                 | 0                   | 0                | 0   | 0                 |
| Com. Personal Exempt from 12 mills sch op | 241,800            | 1,451               | 0                           | 1,451  | 286               | 1,144            | 0              | 28                   | 1,460               | 242                 | 720                 | 0               | 571            | 247                               | 0                   | 1,248            | 436                                       | 9,284             |
| NON-PRE                                   | 72,540,553         | 435,243             | 1,305,730                   |  | 85,736            | 343,117          | 0              | 8,531                | 437,927             | 72,541              | 215,852             | 0               | 171,167        | 73,991                            |                     | 374,447          | 130,653                                   | 3,654,935         |
| <b>Holland Schools Total</b>              | <b>214,554,732</b> | <b>1,287,328</b>    | <b>1,305,730</b>            | <b>1,451</b>                                   | <b>253,583</b>    | <b>1,014,844</b> | <b>0</b>       | <b>25,231</b>        | <b>1,295,267</b>    | <b>214,555</b>      | <b>638,430</b>      | <b>0</b>        | <b>506,264</b> | <b>218,846</b>                    | <b>0</b>            | <b>1,107,510</b> | <b>386,435</b>                            | <b>8,255,474</b>  |
| <b>03080 Saugatuck Schools</b>            |                    |                     |                             |  |                   |                  |                |                      |                     |                     |                     |                 |                |                                   |                     |                  |   |                   |
| PRE                                       | 90,656,924         | 543,942             | 0                           |  | 67,993            | 312,766          | 0              | 10,661               | 547,296             | 90,657              | 269,759             | 0               | 127,745        | 0                                 |                     | 467,962          | 163,282                                   | 2,602,063         |
| Ind personal exempt form 6 mills SET      | 0                  |                     |                             |  | 0                 | 0                | 0              | 0                    | 0                   | 0                   | 0                   | 0               | 0              | 0                                 | 0                   | 0                | 0   | 0                 |
| Com. Personal Exempt from 12 mills sch op | 96,000             | 576                 | 0                           | 576  | 72                | 331              | 0              | 11                   | 580                 | 96                  | 286                 | 0               | 135            | 0                                 | 0                   | 496              | 173                                       | 3,332             |
| NON-PRE                                   | 47,353,563         | 284,121             | 852,364                     |  | 35,515            | 163,370          | 0              | 5,569                | 285,873             | 47,354              | 140,905             | 0               | 66,726         | 0                                 |                     | 244,434          | 85,289                                    | 2,211,520         |
| <b>Saugatuck Schools Total</b>            | <b>138,106,487</b> | <b>828,639</b>      | <b>852,364</b>              | <b>576</b>                                     | <b>103,580</b>    | <b>476,467</b>   | <b>0</b>       | <b>16,241</b>        | <b>833,749</b>      | <b>138,107</b>      | <b>410,950</b>      | <b>0</b>        | <b>194,606</b> | <b>0</b>                          | <b>0</b>            | <b>712,892</b>   | <b>248,744</b>                            | <b>4,816,915</b>  |
| <b>Total Laketown Township</b>            | <b>541,943,175</b> | <b>3,246,541</b>    | <b>2,727,904</b>            | <b>2,101</b>                                   | <b>357,163</b>    | <b>2,314,688</b> | <b>0</b>       | <b>63,731</b>        | <b>3,271,712</b>    | <b>541,943</b>      | <b>1,612,607</b>    | <b>0</b>        | <b>967,587</b> | <b>218,846</b>                    | <b>0</b>            | <b>2,797,457</b> | <b>976,094</b>                            | <b>19,098,374</b> |
| <b>Lee Township</b>                       |                    |                     |                             |  |                   |                  |                |                      |                     |                     |                     |                 |                |                                   |                     |                  |   |                   |
| <b>03030 Allegan Schools</b>              |                    |                     |                             |  |                   |                  |                |                      |                     |                     |                     |                 |                |                                   |                     |                  |   |                   |
| PRE                                       | 99,620             | 598                 | 0                           |  | 0                 | 850              | 0              | 14                   | 470                 | 102                 | 334                 | 0               | 175            | 0                                 | 0                   | 514              | 179                                       | 3,236             |
| Ind personal exempt form 6 mills SET      | 0                  |                     |                             |  | 0                 | 0                | 0              | 0                    | 0                   | 0                   | 0                   | 0               | 0              | 0                                 | 0                   | 0                | 0   | 0                 |
| Com. Personal Exempt from 12 mills sch op | 0                  | 0                   | 0                           | 0  | 0                 | 0                | 0              | 0                    | 0                   | 0                   | 0                   | 0               | 0              | 0                                 | 0                   | 0                | 0   | 0                 |
| NON-PRE                                   | 29,744             | 178                 | 535                         |  | 0                 | 254              | 0              | 4                    | 140                 | 31                  | 100                 | 0               | 52             | 0                                 | 634                 | 154              | 54  | 2,136             |
| <b>Allegan Schools Total</b>              | <b>129,364</b>     | <b>776</b>          | <b>535</b>                  | <b>0</b>                                       | <b>0</b>          | <b>1,104</b>     | <b>0</b>       | <b>18</b>            | <b>610</b>          | <b>133</b>          | <b>434</b>          | <b>0</b>        | <b>227</b>     | <b>0</b>                          | <b>634</b>          | <b>668</b>       | <b>233</b>                                | <b>5,373</b>      |
| <b>80090 Bloomingdale Schools</b>         |                    |                     |                             |  |                   |                  |                |                      |                     |                     |                     |                 |                |                                   |                     |                  |   |                   |
| PRE                                       | 34,082,218         | 204,493             | 0                           |  | 0                 | 262,433          | 0              | 4,772                | 227,437             | 34,985              | 114,373             | 0               | 0              | 0                                 | 136                 | 175,929          | 61,385                                    | 1,085,943         |
| Ind personal exempt form 6 mills SET      | 30,000             |                     |                             |  | 0                 | 231              | 0              | 4                    | 200                 | 31                  | 101                 | 0               | 0              | 0                                 | 0                   | 155              | 54  | 776               |
| Com. Personal Exempt from 12 mills sch op | 19,790,700         | 118,744             | 0                           | 118,744  | 0                 | 152,388          | 0              | 2,771                | 132,067             | 20,315              | 66,414              | 0               | 0              | 0                                 | 0                   | 102,158          | 35,645                                    | 749,246           |
| NON-PRE                                   | 38,342,576         | 230,055             | 690,166                     |  | 0                 | 295,238          | 0              | 5,368                | 255,868             | 39,359              | 128,670             | 0               | 0              | 0                                 | 324,388             | 197,921          | 69,059                                    | 2,236,092         |
| <b>Bloomingdale Schools Total</b>         | <b>92,245,494</b>  | <b>553,292</b>      | <b>690,166</b>              | <b>118,744</b>                                 | <b>0</b>          | <b>710,290</b>   | <b>0</b>       | <b>12,915</b>        | <b>615,572</b>      | <b>94,690</b>       | <b>309,558</b>      | <b>0</b>        | <b>0</b>       | <b>0</b>                          | <b>324,524</b>      | <b>476,163</b>   | <b>166,143</b>                            | <b>4,072,057</b>  |
| <b>03050 Fennville Schools</b>            |                    |                     |                             |  |                   |                  |                |                      |                     |                     |                     |                 |                |                                   |                     |                  |   |                   |
| PRE                                       | 4,096,945          | 24,582              | 0                           |  | 2,001             | 27,450           | 0              | 574                  | 19,323              | 4,206               | 13,749              | 0               | 0              | 0                                 | 153,977             | 21,148           | 7,379                                     | 274,389           |
| Ind personal exempt form 6 mills SET      | 0                  |                     |                             |  | 0                 | 0                | 0              | 0                    | 0                   | 0                   | 0                   | 0               | 0              | 0                                 | 0                   | 0                | 0   | 0                 |
| Com. Personal Exempt from 12 mills sch op | 0                  | 0                   | 0                           | 0  | 0                 | 0                | 0              | 0                    | 0                   | 0                   | 0                   | 0               | 0              | 0                                 | 0                   | 0                | 0   | 0                 |
| NON-PRE                                   | 4,667,965          | 28,008              | 84,023                      |  | 2,280             | 31,275           | 0              | 654                  | 22,016              | 4,792               | 15,665              | 0               | 0              | 0                                 | 41,995              | 24,096           | 8,407                                     | 263,211           |
| <b>Fennville Schools Total</b>            | <b>8,764,910</b>   | <b>52,590</b>       | <b>84,023</b>               | <b>0</b>                                       | <b>4,281</b>      | <b>58,725</b>    | <b>0</b>       | <b>1,228</b>         | <b>41,339</b>       | <b>8,998</b>        | <b>29,414</b>       | <b>0</b>        | <b>0</b>       | <b>0</b>                          | <b>195,972</b>      | <b>45,244</b>    | <b>15,786</b>                             | <b>537,600</b>    |
| <b>Total Lee Township</b>                 | <b>101,139,768</b> | <b>606,658</b>      | <b>774,724</b>              | <b>118,744</b>                                 | <b>4,281</b>      | <b>770,119</b>   | <b>0</b>       | <b>14,161</b>        | <b>657,521</b>      | <b>103,821</b>      | <b>339,406</b>      | <b>0</b>        | <b>227</b>     | <b>0</b>                          | <b>521,130</b>      | <b>522,075</b>   | <b>182,162</b>                            | <b>4,615,030</b>  |
| <b>Leighton Township</b>                  |                    |                     |                             |  |                   |                  |                |                      |                     |                     |                     |                 |                |                                   |                     |                  |   |                   |
| <b>41050 Caledonia Schools</b>            |                    |                     |                             |  |                   |                  |                |                      |                     |                     |                     |                 |                |                                   |                     |                  |   |                   |
| PRE                                       | 115,731,945        | 694,392             | 0                           |  | 0                 | 810,124          | 197,728        | 9,907                | 620,219             | 121,090             | 400,271             | 0               | 0              | 0                                 |                     | 597,397          | 208,445                                   | 3,659,572         |
| Ind personal exempt form 6 mills SET      | 0                  |                     |                             |  | 0                 | 0                | 0              | 0                    | 0                   | 0                   | 0                   | 0               | 0              | 0                                 | 0                   | 0                | 0   | 0                 |
| Com. Personal Exempt from 12 mills sch op | 0                  | 0                   | 0                           | 0  | 0                 | 0                | 0              | 0                    | 0                   | 0                   | 0                   | 0               | 0              | 0                                 | 0                   | 0                | 0   | 0                 |
| NON-PRE                                   | 20,599,510         | 123,597             | 370,791                     |  | 0                 | 144,197          | 35,194         | 1,763                | 110,395             | 21,553              | 71,245              | 0               | 0              | 0                                 |                     | 106,333          | 37,102                                    | 1,022,170         |
| <b>Caledonia Schools Total</b>            | <b>136,331,455</b> | <b>817,989</b>      | <b>370,791</b>              | <b>0</b>                                       | <b>0</b>          | <b>954,321</b>   | <b>232,922</b> | <b>11,670</b>        | <b>730,614</b>      | <b>142,643</b>      | <b>471,516</b>      | <b>0</b>        | <b>0</b>       | <b>0</b>                          | <b>0</b>            | <b>703,730</b>   | <b>245,547</b>                            | <b>4,681,742</b>  |
| <b>08050 Thornapple-Kellogg Sch.</b>      |                    |                     |                             |  |                   |                  |                |                      |                     |                     |                     |                 |                |                                   |                     |                  |   |                   |
| PRE                                       | 15,938,783         | 95,633              | 0                           |  | 0                 | 153,809          | 27,231         | 1,364                | 85,418              | 16,677              | 55,126              | 0               | 0              | 0                                 |                     | 82,274           | 28,707                                    | 546,239           |
| Ind personal exempt form 6 mills SET      | 240,000            |                     |                             |  | 2,316             | 410              | 410            | 21                   | 1,286               | 251                 | 830                 | 0               | 0              | 0                                 |                     | 1,239            | 432                                       | 6,785             |
| Com. Personal Exempt from 12 mills sch op | 2,200              | 13                  | 0                           | 13   | 0                 | 21               | 4              | 0                    | 12                  | 2                   | 8                   | 0               | 0              | 0                                 |                     | 11               | 4   | 88                |
| NON-PRE                                   | 6,685,625          | 40,114              | 120,341                     |  | 0                 | 64,516           | 11,422         | 572                  | 35,829              | 6,995               | 23,123              | 0               | 0              | 0                                 |                     | 34,511           | 12,041                                    | 349,464           |
| <b>Thornapple-Kellogg Schools Total</b>   | <b>22,866,608</b>  | <b>135,760</b>      | <b>120,341</b>              | <b>13</b>                                      | <b>0</b>          | <b>220,662</b>   | <b>39,067</b>  | <b>1,957</b>         | <b>122,545</b>      | <b>23,925</b>       | <b>79,087</b>       | <b>0</b>        | <b>0</b>       | <b>0</b>                          | <b>0</b>            | <b>118,035</b>   | <b>41,184</b>                             | <b>902,576</b>    |
| <b>03040 Wayland Schools</b>              |                    |                     |                             |  |                   |                  |                |                      |                     |                     |                     |                 |                |                                   |                     |                  |   |                   |
| PRE                                       | 136,153,699        | 816,922             | 0                           |  | 0                 | 1,143,691        | 0              | 19,062               | 642,155             | 142,458             | 470,901             | 0               | 0              | 0                                 |                     | 702,812          | 245,226                                   | 4,183,227         |
| Ind personal exempt form 6 mills SET      | 510,100            |                     |                             |  | 4,285             | 0                | 0              | 71                   | 2,406               | 534                 | 1,764               | 0               | 0              | 0                                 |                     | 2,633            | 919                                       | 12,612            |
| Com. Personal Exempt from 12 mills sch op | 3,832,900          | 22,997              | 0                           | 22,997   | 0                 | 32,196           | 0              | 537                  | 18,077              | 4,010               | 13,256              | 0               | 0              | 0                                 | 0                   | 19,785           | 6,903                                     | 140,758           |
| NON-PRE                                   | 44,960,355         | 269,762             | 809,286                     |  | 0                 | 377,667          | 0              | 6,294                | 212,051             | 47,042              | 155,500             | 0               | 0              | 0                                 |                     | 232,081          | 80,978                                    | 2,190,661         |
| <b>Wayland Schools Total</b>              | <b>185,457,054</b> | <b>1,109,681</b>    | <b>809,286</b>              | <b>22,997</b>                                  | <b>0</b>          | <b>1,557,839</b> | <b>0</b>       | <b>25,964</b>        | <b>874,689</b>      | <b>194,044</b>      | <b>641,421</b>      | <b>0</b>        | <b>0</b>       | <b>0</b>                          | <b>0</b>            | <b>957,311</b>   | <b>334,026</b>                            | <b>6,527,258</b>  |
| <b>Total Leighton Township</b>            | <b>344,655,117</b> | <b>2,063,430</b>    | <b>1,300,418</b>            | <b>23,010</b>                                  | <b>0</b>          | <b>2,732,822</b> | <b>271,989</b> | <b>39,591</b>        | <b>1,727,848</b>    | <b>360,612</b>      | <b>1,192,024</b>    | <b>0</b>        | <b>0</b>       | <b>0</b>                          | <b>0</b>            | <b>1,779,076</b> | <b>620,757</b>                            | <b>12,111,576</b> |

**2023 ALLEGAN COUNTY  
TABULATION OF ESTIMATED TAX DOLLARS  
BY ASSESSING UNIT, SCHOOL DISTRICT, HOMESTEAD AND NON-HOMESTEAD**

| UNITS                                     | TOTAL TAXABLE      | K-12 SCHOOLS        |                             |  |                   |                  | COLLEGE  | INTERMEDIATE SCHOOLS | TWP/CITIES/VILLAGES |                     |                 | AUTHORITIES         |                 | AD VALOREM SPECIALS | COUNTY         |                                   | TOTAL LEVY       |           |
|---|--------------------|---------------------|-----------------------------|--|-------------------|------------------|----------|----------------------|---------------------|---------------------|-----------------|---------------------|-----------------|---------------------|----------------|-----------------------------------|------------------|-----------|
|   |                    | STATE EDUCATION TAX | NON-PRINCIPAL RESIDENCE TAX | COMMERCIAL PERSONAL PARTIAL SCH. OPERATING TAX | EXTRA VOTED TAXES | DEBT             |          |                      | LMCC / GRCC         | ALLOCATED OPERATING | VOTED OPERATING | ALLOCATED / CHARTER | VOTED OPERATING |                     | DEBT           | LIBRARY/ POOL/FIRE/T RANSIT VOTED |                  | DEBT      |
| <b>Manlius Township</b>                   |                    |                     |                             |  |                   |                  |          |                      |                     |                     |                 |                     |                 |                     |                |                                   |                  |           |
| <b>03050 Fennville Schools</b>            |                    |                     |                             |  |                   |                  |          |                      |                     |                     |                 |                     |                 |                     |                |                                   |                  |           |
| PRE                                       | 44,788,045         | 268,728             | 0                           |  | 21,879            | 300,080          | 0        | 6,270                | 211,238             | 33,116              | 233,252         | 0                   | 0               | 0                   |                | 231,191                           | 80,668           | 1,386,422 |
| Ind personal exempt form 6 mills SET      | 0                  |                     |                             |  | 0                 | 0                | 0        | 0                    | 0                   | 0                   | 0               | 0                   | 0               | 0                   | 0              | 0                                 | 0                | 0         |
| Com. Personal Exempt from 12 mills sch op | 27,700             | 166                 | 0                           | 166  | 14                | 186              | 0        | 4                    | 131                 | 20                  | 144             | 0                   | 0               | 0                   | 0              | 143                               | 50               | 1,024     |
| NON-PRE                                   | 10,077,272         | 60,464              | 181,391                     |  | 4,923             | 67,518           | 0        | 1,411                | 47,528              | 7,451               | 52,481          | 0                   | 0               | 0                   | 52,018         | 18,150                            | 493,335          |           |
| <b>Fennville Schools Total</b>            | <b>54,893,017</b>  | <b>329,358</b>      | <b>181,391</b>              | <b>166</b>                                     | <b>26,816</b>     | <b>367,784</b>   | <b>0</b> | <b>7,685</b>         | <b>258,897</b>      | <b>40,587</b>       | <b>285,877</b>  | <b>0</b>            | <b>0</b>        | <b>0</b>            | <b>283,352</b> | <b>98,868</b>                     | <b>1,880,781</b> |           |
| <b>03100 Hamilton Schools</b>             |                    |                     |                             |  |                   |                  |          |                      |                     |                     |                 |                     |                 |                     |                |                                   |                  |           |
| PRE                                       | 74,835,187         | 449,011             | 0                           |  | 0                 | 325,533          | 0        | 8,801                | 451,780             | 55,333              | 389,734         | 0                   | 0               | 0                   |                | 386,292                           | 134,786          | 2,201,270 |
| Ind personal exempt form 6 mills SET      | 0                  |                     |                             |  | 0                 | 0                | 0        | 0                    | 0                   | 0                   | 0               | 0                   | 0               | 0                   | 0              | 0                                 | 0                | 0         |
| Com. Personal Exempt from 12 mills sch op | 107,400            | 644                 | 0                           | 644  | 0                 | 467              | 0        | 13                   | 648                 | 79                  | 559             | 0                   | 0               | 0                   | 554            | 193                               | 3,801            |           |
| NON-PRE                                   | 11,951,599         | 71,710              | 215,129                     |  | 0                 | 51,989           | 0        | 1,406                | 72,152              | 8,837               | 62,243          | 0                   | 0               | 0                   | 61,693         | 21,526                            | 566,685          |           |
| <b>Hamilton Schools Total</b>             | <b>86,894,186</b>  | <b>521,365</b>      | <b>215,129</b>              | <b>644</b>                                     | <b>0</b>          | <b>377,989</b>   | <b>0</b> | <b>10,220</b>        | <b>524,580</b>      | <b>64,249</b>       | <b>452,536</b>  | <b>0</b>            | <b>0</b>        | <b>0</b>            | <b>448,539</b> | <b>156,505</b>                    | <b>2,771,756</b> |           |
| <b>Total Manlius Township</b>             | <b>141,787,203</b> | <b>850,723</b>      | <b>396,520</b>              | <b>810</b>                                     | <b>26,816</b>     | <b>745,773</b>   | <b>0</b> | <b>17,905</b>        | <b>783,477</b>      | <b>104,836</b>      | <b>738,413</b>  | <b>0</b>            | <b>0</b>        | <b>0</b>            | <b>731,891</b> | <b>255,373</b>                    | <b>4,652,537</b> |           |
| <b>Martin Township</b>                    |                    |                     |                             |  |                   |                  |          |                      |                     |                     |                 |                     |                 |                     |                |                                   |                  |           |
| <b>03060 Martin Schools</b>               |                    |                     |                             |  |                   |                  |          |                      |                     |                     |                 |                     |                 |                     |                |                                   |                  |           |
| PRE                                       | 87,562,218         | 525,373             | 0                           |  | 0                 | 612,936          | 0        | 12,259               | 412,978             | 92,842              | 498,500         | 0                   | 0               | 0                   |                | 451,987                           | 157,708          | 2,764,583 |
| Ind personal exempt form 6 mills SET      | 261,700            |                     |                             |  | 0                 | 1,832            | 0        | 37                   | 1,234               | 277                 | 1,490           | 0                   | 0               | 0                   | 1,351          | 471                               | 6,692            |           |
| Com. Personal Exempt from 12 mills sch op | 201,800            | 1,211               | 0                           | 1,211  | 0                 | 1,413            | 0        | 28                   | 952                 | 214                 | 1,149           | 0                   | 0               | 0                   | 1,042          | 363                               | 7,583            |           |
| NON-PRE                                   | 22,463,734         | 134,782             | 404,347                     |  | 0                 | 157,246          | 0        | 3,145                | 105,948             | 23,818              | 127,888         | 0                   | 0               | 0                   | 115,956        | 40,459                            | 1,113,589        |           |
| <b>Martin Schools Total</b>               | <b>110,489,452</b> | <b>661,366</b>      | <b>404,347</b>              | <b>1,211</b>                                   | <b>0</b>          | <b>773,427</b>   | <b>0</b> | <b>15,469</b>        | <b>521,112</b>      | <b>117,151</b>      | <b>629,027</b>  | <b>0</b>            | <b>0</b>        | <b>0</b>            | <b>570,336</b> | <b>199,001</b>                    | <b>3,892,447</b> |           |
| <b>03010 Plainwell Schools</b>            |                    |                     |                             |  |                   |                  |          |                      |                     |                     |                 |                     |                 |                     |                |                                   |                  |           |
| PRE                                       | 2,540,984          | 15,246              | 0                           |  | 0                 | 26,807           | 0        | 356                  | 11,984              | 2,694               | 14,466          | 0                   | 0               | 0                   |                | 13,116                            | 4,577            | 89,246    |
| Ind personal exempt form 6 mills SET      | 0                  |                     |                             |  | 0                 | 0                | 0        | 0                    | 0                   | 0                   | 0               | 0                   | 0               | 0                   | 0              | 0                                 | 0                | 0         |
| Com. Personal Exempt from 12 mills sch op | 0                  | 0                   | 0                           | 0  | 0                 | 0                | 0        | 0                    | 0                   | 0                   | 0               | 0                   | 0               | 0                   | 0              | 0                                 | 0                | 0         |
| NON-PRE                                   | 277,799            | 1,667               | 5,000                       |  | 0                 | 2,931            | 0        | 39                   | 1,310               | 295                 | 1,582           | 0                   | 0               | 0                   | 1,434          | 500                               | 14,758           |           |
| <b>Plainwell Schools Total</b>            | <b>2,818,783</b>   | <b>16,913</b>       | <b>5,000</b>                | <b>0</b>                                       | <b>0</b>          | <b>29,738</b>    | <b>0</b> | <b>395</b>           | <b>13,294</b>       | <b>2,989</b>        | <b>16,048</b>   | <b>0</b>            | <b>0</b>        | <b>0</b>            | <b>14,550</b>  | <b>5,077</b>                      | <b>104,004</b>   |           |
| <b>Total Martin Township</b>              | <b>113,308,235</b> | <b>678,279</b>      | <b>409,347</b>              | <b>1,211</b>                                   | <b>0</b>          | <b>803,165</b>   | <b>0</b> | <b>15,864</b>        | <b>534,406</b>      | <b>120,140</b>      | <b>645,075</b>  | <b>0</b>            | <b>0</b>        | <b>0</b>            | <b>584,886</b> | <b>204,078</b>                    | <b>3,996,451</b> |           |
| <b>Monterey Township</b>                  |                    |                     |                             |  |                   |                  |          |                      |                     |                     |                 |                     |                 |                     |                |                                   |                  |           |
| <b>03030 Allegan Schools</b>              |                    |                     |                             |  |                   |                  |          |                      |                     |                     |                 |                     |                 |                     |                |                                   |                  |           |
| PRE                                       | 24,820,511         | 148,923             | 0                           |  | 0                 | 211,851          | 0        | 3,475                | 117,063             | 25,833              | 120,494         | 0                   | 43,533          | 0                   |                | 128,121                           | 44,704           | 843,997   |
| Ind personal exempt form 6 mills SET      | 51,500             |                     |                             |  | 0                 | 440              | 0        | 7                    | 243                 | 54                  | 250             | 0                   | 90              | 0                   | 266            | 93                                | 1,443            |           |
| Com. Personal Exempt from 12 mills sch op | 13,500             | 81                  | 0                           | 81   | 0                 | 115              | 0        | 2                    | 64                  | 14                  | 66              | 0                   | 24              | 0                   | 70             | 24                                | 541              |           |
| NON-PRE                                   | 7,155,684          | 42,934              | 128,802                     |  | 0                 | 61,076           | 0        | 1,002                | 33,749              | 7,448               | 34,738          | 0                   | 12,550          | 0                   | 36,937         | 12,888                            | 372,124          |           |
| <b>Allegan Schools Total</b>              | <b>32,041,195</b>  | <b>191,938</b>      | <b>128,802</b>              | <b>81</b>                                      | <b>0</b>          | <b>273,482</b>   | <b>0</b> | <b>4,486</b>         | <b>151,119</b>      | <b>33,349</b>       | <b>155,548</b>  | <b>0</b>            | <b>56,197</b>   | <b>0</b>            | <b>165,394</b> | <b>57,709</b>                     | <b>1,218,105</b> |           |
| <b>03100 Hamilton Schools</b>             |                    |                     |                             |  |                   |                  |          |                      |                     |                     |                 |                     |                 |                     |                |                                   |                  |           |
| PRE                                       | 8,312,135          | 49,873              | 0                           |  | 0                 | 36,158           | 0        | 978                  | 50,180              | 8,651               | 40,352          | 0                   | 4,580           | 0                   |                | 42,906                            | 14,971           | 248,649   |
| Ind personal exempt form 6 mills SET      | 0                  |                     |                             |  | 0                 | 0                | 0        | 0                    | 0                   | 0                   | 0               | 0                   | 0               | 0                   | 0              | 0                                 | 0                | 0         |
| Com. Personal Exempt from 12 mills sch op | 222,200            | 1,333               | 0                           | 1,333  | 0                 | 967              | 0        | 26                   | 1,341               | 231                 | 1,079           | 0                   | 122             | 0                   | 1,147          | 400                               | 7,979            |           |
| NON-PRE                                   | 2,073,903          | 12,443              | 37,330                      |  | 0                 | 9,021            | 0        | 244                  | 12,520              | 2,159               | 10,068          | 0                   | 1,143           | 0                   | 10,705         | 3,735                             | 99,368           |           |
| <b>Hamilton Schools Total</b>             | <b>10,608,238</b>  | <b>63,649</b>       | <b>37,330</b>               | <b>1,333</b>                                   | <b>0</b>          | <b>46,146</b>    | <b>0</b> | <b>1,248</b>         | <b>64,041</b>       | <b>11,041</b>       | <b>51,499</b>   | <b>0</b>            | <b>5,845</b>    | <b>0</b>            | <b>54,758</b>  | <b>19,106</b>                     | <b>355,996</b>   |           |
| <b>03070 Hopkins Schools</b>              |                    |                     |                             |  |                   |                  |          |                      |                     |                     |                 |                     |                 |                     |                |                                   |                  |           |
| PRE                                       | 55,736,512         | 334,419             | 0                           |  | 86,113            | 576,316          | 0        | 7,803                | 262,876             | 58,011              | 270,578         | 0                   | 30,711          | 0                   |                | 287,706                           | 100,387          | 2,014,920 |
| Ind personal exempt form 6 mills SET      | 884,600            |                     |                             |  | 0                 | 9,147            | 0        | 124                  | 4,172               | 921                 | 4,294           | 0                   | 487             | 0                   | 4,566          | 1,593                             | 25,304           |           |
| Com. Personal Exempt from 12 mills sch op | 0                  | 0                   | 0                           | 0  | 0                 | 0                | 0        | 0                    | 0                   | 0                   | 0               | 0                   | 0               | 0                   | 0              | 0                                 | 0                |           |
| NON-PRE                                   | 10,167,476         | 61,005              | 183,015                     |  | 15,709            | 105,132          | 0        | 1,423                | 47,954              | 10,582              | 49,359          | 0                   | 5,602           | 0                   | 52,483         | 18,313                            | 550,577          |           |
| <b>Hopkins Schools Total</b>              | <b>66,788,588</b>  | <b>395,424</b>      | <b>183,015</b>              | <b>0</b>                                       | <b>101,822</b>    | <b>690,595</b>   | <b>0</b> | <b>9,350</b>         | <b>315,002</b>      | <b>69,514</b>       | <b>324,231</b>  | <b>0</b>            | <b>36,800</b>   | <b>0</b>            | <b>344,755</b> | <b>120,293</b>                    | <b>2,590,801</b> |           |
| <b>Total Monterey Township</b>            | <b>109,438,021</b> | <b>651,011</b>      | <b>349,147</b>              | <b>1,414</b>                                   | <b>101,822</b>    | <b>1,010,223</b> | <b>0</b> | <b>15,084</b>        | <b>530,162</b>      | <b>113,904</b>      | <b>531,278</b>  | <b>0</b>            | <b>98,842</b>   | <b>0</b>            | <b>564,907</b> | <b>197,108</b>                    | <b>4,164,902</b> |           |

**2023 ALLEGAN COUNTY  
TABULATION OF ESTIMATED TAX DOLLARS  
BY ASSESSING UNIT, SCHOOL DISTRICT, HOMESTEAD AND NON-HOMESTEAD**

| UNITS                                     | TOTAL TAXABLE      | K-12 SCHOOLS        |                             |  |                   |                  |             | COLLEGE             | INTERMEDIATE SCHOOLS |                     | TWP/CITIES/VILLAGES |          |                                   | AUTHORITIES    |   | AD VALOREM SPECIALS | COUNTY              |                  | TOTAL LEVY |
|---|--------------------|---------------------|-----------------------------|--|-------------------|------------------|-------------|---------------------|----------------------|---------------------|---------------------|----------|-----------------------------------|----------------|---|---------------------|---------------------|------------------|------------|
|   |                    | STATE EDUCATION TAX | NON-PRINCIPAL RESIDENCE TAX | COMMERCIAL PERSONAL PARTIAL SCH. OPERATING TAX | EXTRA VOTED TAXES | DEBT             | LMCC / GRCC | ALLOCATED OPERATING | VOTED OPERATING      | ALLOCATED / CHARTER | VOTED OPERATING     | DEBT     | LIBRARY/ POOL/FIRE/T RANSIT VOTED | DEBT           | UNIT-WIDE SPECIAL ASSMNTS REAL PROP. ONLY | ALLOCATED OPERATING | COUNTY ROADS/SENIOR |                  |            |
| <b>Otsego Township</b>                    |                    |                     |                             |  |                   |                  |             |                     |                      |                     |                     |          |                                   |                |   |                     |                     |                  |            |
| <b>03030 Allegan Schools</b>              |                    |                     |                             |  |                   |                  |             |                     |                      |                     |                     |          |                                   |                |   |                     |                     |                  |            |
| PRE                                       | 9,845,464          | 59,073              | 0                           | 0  | 0                 | 84,034           | 0           | 1,378               | 46,435               | 10,479              | 41,843              | 0        | 9,527                             | 5,218          |   | 50,821              | 17,733              | 326,541          |            |
| Ind personal exempt form 6 mills SET      | 0                  |                     |                             |  |                   | 0                | 0           | 0                   | 0                    | 0                   | 0                   | 0        | 0                                 | 0              |   | 0                   | 0                   | 0                |            |
| Com. Personal Exempt from 12 mills sch op | 87,400             | 524                 | 0                           | 524  | 0                 | 746              | 0           | 12                  | 412                  | 93                  | 371                 | 0        | 85                                | 46             | 0   | 451                 | 157                 | 3,421            |            |
| NON-PRE                                   | 1,328,948          | 7,974               | 23,921                      |  | 0                 | 11,343           | 0           | 186                 | 6,268                | 1,414               | 5,648               | 0        | 1,286                             | 704            |   | 6,860               | 2,394               | 67,998           |            |
| <b>Allegan Schools Total</b>              | <b>11,261,812</b>  | <b>67,571</b>       | <b>23,921</b>               | <b>524</b>                                     | <b>0</b>          | <b>96,123</b>    | <b>0</b>    | <b>1,576</b>        | <b>53,115</b>        | <b>11,986</b>       | <b>47,862</b>       | <b>0</b> | <b>10,898</b>                     | <b>5,968</b>   | <b>0</b>                                  | <b>58,132</b>       | <b>20,284</b>       | <b>397,960</b>   |            |
| <b>03060 Martin Schools</b>               |                    |                     |                             |  |                   |                  |             |                     |                      |                     |                     |          |                                   |                |   |                     |                     |                  |            |
| PRE                                       | 903,132            | 5,419               | 0                           |  | 0                 | 6,322            | 0           | 126                 | 4,260                | 961                 | 3,838               | 0        | 874                               | 479            |   | 4,662               | 1,627               | 28,568           |            |
| Ind personal exempt form 6 mills SET      | 0                  |                     |                             |  |                   | 0                | 0           | 0                   | 0                    | 0                   | 0                   | 0        | 0                                 | 0              |   | 0                   | 0                   | 0                |            |
| Com. Personal Exempt from 12 mills sch op | 0                  | 0                   |                             | 0  | 0                 | 0                | 0           | 0                   | 0                    | 0                   | 0                   | 0        | 0                                 | 0              | 0   | 0                   | 0                   | 0                |            |
| NON-PRE                                   | 99,637             | 598                 | 1,793                       |  | 0                 | 697              | 0           | 14                  | 470                  | 106                 | 423                 | 0        | 96                                | 53             |   | 514                 | 179                 | 4,943            |            |
| <b>Martin Schools Total</b>               | <b>1,002,769</b>   | <b>6,017</b>        | <b>1,793</b>                | <b>0</b>                                       | <b>0</b>          | <b>7,019</b>     | <b>0</b>    | <b>140</b>          | <b>4,730</b>         | <b>1,067</b>        | <b>4,261</b>        | <b>0</b> | <b>970</b>                        | <b>532</b>     | <b>0</b>                                  | <b>5,176</b>        | <b>1,806</b>        | <b>33,511</b>    |            |
| <b>03020 Otsego Schools</b>               |                    |                     |                             |  |                   |                  |             |                     |                      |                     |                     |          |                                   |                |   |                     |                     |                  |            |
| PRE                                       | 141,596,798        | 849,581             | 0                           |  | 0                 | 1,202,157        | 0           | 19,824              | 667,827              | 150,701             | 601,786             | 0        | 137,023                           | 75,046         |   | 730,909             | 255,030             | 4,689,884        |            |
| Ind personal exempt form 6 mills SET      | 640,400            |                     |                             |  |                   | 5,437            | 0           | 90                  | 3,020                | 682                 | 2,722               | 0        | 620                               | 339            |   | 3,306               | 1,153               | 17,369           |            |
| Com. Personal Exempt from 12 mills sch op | 4,474,000          | 26,844              |                             | 23,566   | 0                 | 37,984           | 0           | 626                 | 21,101               | 4,762               | 19,015              | 0        | 4,329                             | 2,371          | 0   | 23,094              | 8,058               | 171,750          |            |
| NON-PRE                                   | 52,784,082         | 316,704             | 911,444                     |  | 0                 | 448,137          | 0           | 7,390               | 248,951              | 56,178              | 224,332             | 0        | 51,079                            | 27,976         |   | 272,466             | 95,069              | 2,659,726        |            |
| <b>Otsego Schools Total</b>               | <b>199,495,280</b> | <b>1,193,129</b>    | <b>911,444</b>              | <b>23,566</b>                                  | <b>0</b>          | <b>1,693,715</b> | <b>0</b>    | <b>27,930</b>       | <b>940,899</b>       | <b>212,323</b>      | <b>847,855</b>      | <b>0</b> | <b>193,051</b>                    | <b>105,732</b> | <b>0</b>                                  | <b>1,029,775</b>    | <b>359,310</b>      | <b>7,538,729</b> |            |
| <b>03026 Otsego Sch-Martin Debt</b>       |                    |                     |                             |  |                   |                  |             |                     |                      |                     |                     |          |                                   |                |   |                     |                     |                  |            |
| PRE                                       | 154,455            | 927                 | 0                           |  | 0                 | 1,081            | 0           | 22                  | 728                  | 164                 | 656                 | 0        | 149                               | 82             |   | 797                 | 278                 | 4,884            |            |
| Ind personal exempt form 6 mills SET      | 0                  |                     |                             |  |                   | 0                | 0           | 0                   | 0                    | 0                   | 0                   | 0        | 0                                 | 0              |   | 0                   | 0                   | 0                |            |
| Com. Personal Exempt from 12 mills sch op | 0                  | 0                   | 0                           | 0  | 0                 | 0                | 0           | 0                   | 0                    | 0                   | 0                   | 0        | 0                                 | 0              | 0   | 0                   | 0                   | 0                |            |
| NON-PRE                                   | 68,544             | 411                 | 1,184                       |  | 0                 | 480              | 0           | 10                  | 323                  | 73                  | 291                 | 0        | 66                                | 36             |   | 354                 | 123                 | 3,351            |            |
| <b>Otsego Sch-Martin Debt Total</b>       | <b>222,999</b>     | <b>1,338</b>        | <b>1,184</b>                | <b>0</b>                                       | <b>0</b>          | <b>1,561</b>     | <b>0</b>    | <b>32</b>           | <b>1,051</b>         | <b>237</b>          | <b>947</b>          | <b>0</b> | <b>215</b>                        | <b>118</b>     | <b>0</b>                                  | <b>1,151</b>        | <b>401</b>          | <b>8,235</b>     |            |
| <b>03010 Plainwell Schools</b>            |                    |                     |                             |  |                   |                  |             |                     |                      |                     |                     |          |                                   |                |   |                     |                     |                  |            |
| PRE                                       | 9,108,411          | 54,650              | 0                           |  | 0                 | 96,094           | 0           | 1,275               | 42,959               | 9,694               | 38,711              | 0        | 8,814                             | 4,827          |   | 47,017              | 16,405              | 320,446          |            |
| Ind personal exempt form 6 mills SET      | 0                  |                     |                             |  |                   | 0                | 0           | 0                   | 0                    | 0                   | 0                   | 0        | 0                                 | 0              |   | 0                   | 0                   | 0                |            |
| Com. Personal Exempt from 12 mills sch op | 1,062,800          | 6,377               | 0                           | 6,377  | 0                 | 11,213           | 0           | 149                 | 5,013                | 1,131               | 4,517               | 0        | 1,028                             | 563            | 0   | 5,486               | 1,914               | 43,768           |            |
| NON-PRE                                   | 5,645,704          | 33,874              | 101,623                     |  | 0                 | 59,562           | 0           | 790                 | 26,627               | 6,009               | 23,994              | 0        | 5,463                             | 2,992          |   | 29,143              | 10,168              | 300,245          |            |
| <b>Plainwell Schools Total</b>            | <b>15,816,915</b>  | <b>94,901</b>       | <b>101,623</b>              | <b>6,377</b>                                   | <b>0</b>          | <b>166,869</b>   | <b>0</b>    | <b>2,214</b>        | <b>74,599</b>        | <b>16,834</b>       | <b>67,222</b>       | <b>0</b> | <b>15,305</b>                     | <b>8,382</b>   | <b>0</b>                                  | <b>81,646</b>       | <b>28,487</b>       | <b>664,459</b>   |            |
| <b>Total Otsego Township</b>              | <b>227,799,775</b> | <b>1,362,956</b>    | <b>1,039,965</b>            | <b>30,467</b>                                  | <b>0</b>          | <b>1,965,287</b> | <b>0</b>    | <b>31,892</b>       | <b>1,074,394</b>     | <b>242,447</b>      | <b>968,147</b>      | <b>0</b> | <b>220,439</b>                    | <b>120,732</b> | <b>0</b>                                  | <b>1,175,880</b>    | <b>410,288</b>      | <b>8,642,894</b> |            |
| <b>Overisel Township</b>                  |                    |                     |                             |  |                   |                  |             |                     |                      |                     |                     |          |                                   |                |   |                     |                     |                  |            |
| <b>03100 Hamilton Schools</b>             |                    |                     |                             |  |                   |                  |             |                     |                      |                     |                     |          |                                   |                |   |                     |                     |                  |            |
| PRE                                       | 117,553,558        | 705,321             | 0                           |  | 0                 | 511,358          | 0           | 13,824              | 709,671              | 89,341              | 781,731             | 0        | 0                                 | 0              |   | 606,800             | 211,726             | 3,629,772        |            |
| Ind personal exempt form 6 mills SET      | 40,207,400         |                     |                             |  |                   | 174,902          | 0           | 4,728               | 242,732              | 30,558              | 267,379             | 0        | 0                                 | 0              |   | 207,547             | 72,418              | 1,000,264        |            |
| Com. Personal Exempt from 12 mills sch op | 246,000            | 1,476               | 0                           | 1,476  | 0                 | 1,070            | 0           | 29                  | 1,485                | 187                 | 1,636               | 0        | 0                                 | 0              | 0   | 1,270               | 443                 | 9,072            |            |
| NON-PRE                                   | 23,745,594         | 142,474             | 427,421                     |  | 0                 | 103,293          | 0           | 2,792               | 143,352              | 18,047              | 157,908             | 0        | 0                                 | 0              |   | 122,572             | 42,768              | 1,160,627        |            |
| <b>Hamilton Schools Total</b>             | <b>181,752,552</b> | <b>849,271</b>      | <b>427,421</b>              | <b>1,476</b>                                   | <b>0</b>          | <b>790,623</b>   | <b>0</b>    | <b>21,373</b>       | <b>1,097,240</b>     | <b>138,133</b>      | <b>1,208,654</b>    | <b>0</b> | <b>0</b>                          | <b>0</b>       | <b>0</b>                                  | <b>938,189</b>      | <b>327,355</b>      | <b>5,799,735</b> |            |
| <b>70350 Zeeland Schools</b>              |                    |                     |                             |  |                   |                  |             |                     |                      |                     |                     |          |                                   |                |   |                     |                     |                  |            |
| PRE                                       | 25,443,639         | 152,662             | 0                           |  | 37,662            | 189,555          | 0           | 2,992               | 153,603              | 19,337              | 169,200             | 0        | 0                                 | 0              |   | 131,338             | 45,827              | 902,176          |            |
| Ind personal exempt form 6 mills SET      | 0                  |                     |                             |  |                   | 0                | 0           | 0                   | 0                    | 0                   | 0                   | 0        | 0                                 | 0              |   | 0                   | 0                   | 0                |            |
| Com. Personal Exempt from 12 mills sch op | 278,700            | 1,672               | 0                           | 1,672  | 413               | 2,076            | 0           | 33                  | 1,683                | 212                 | 1,853               | 0        | 0                                 | 0              | 0   | 1,439               | 502                 | 11,555           |            |
| NON-PRE                                   | 3,363,382          | 20,180              | 60,541                      |  | 0                 | 25,057           | 0           | 396                 | 20,305               | 2,556               | 22,366              | 0        | 0                                 | 0              |   | 17,361              | 6,058               | 179,798          |            |
| <b>Zeeland Schools Total</b>              | <b>29,085,721</b>  | <b>174,514</b>      | <b>60,541</b>               | <b>1,672</b>                                   | <b>43,053</b>     | <b>216,688</b>   | <b>0</b>    | <b>3,421</b>        | <b>175,591</b>       | <b>22,105</b>       | <b>193,419</b>      | <b>0</b> | <b>0</b>                          | <b>0</b>       | <b>0</b>                                  | <b>150,138</b>      | <b>52,387</b>       | <b>1,093,529</b> |            |
| <b>Total Overisel Township</b>            | <b>210,838,273</b> | <b>1,023,785</b>    | <b>487,962</b>              | <b>3,148</b>                                   | <b>43,053</b>     | <b>1,007,311</b> | <b>0</b>    | <b>24,794</b>       | <b>1,272,831</b>     | <b>160,238</b>      | <b>1,402,073</b>    | <b>0</b> | <b>0</b>                          | <b>0</b>       | <b>0</b>                                  | <b>1,088,327</b>    | <b>379,742</b>      | <b>6,893,264</b> |            |

**2023 ALLEGAN COUNTY  
TABULATION OF ESTIMATED TAX DOLLARS  
BY ASSESSING UNIT, SCHOOL DISTRICT, HOMESTEAD AND NON-HOMESTEAD**

| UNITS                                     | TOTAL TAXABLE      | K-12 SCHOOLS        |                             |                                       |                   |                  | COLLEGE<br>LMCC / GRCC | INTERMEDIATE SCHOOLS |                  | TWP/CITIES/VILLAGES |                  |          | AUTHORITIES                       |                | AD VALOREM SPECIALS<br>UNIT-WIDE SPECIAL ASSESSMENTS REAL PROP. ONLY | COUNTY              |                     | TOTAL LEVY        |
|---|--------------------|---------------------|-----------------------------|---------------------------------------|-------------------|------------------|------------------------|----------------------|------------------|---------------------|------------------|----------|-----------------------------------|----------------|--|---------------------|---------------------|-------------------|
|   |                    | STATE EDUCATION TAX | NON-PRINCIPAL RESIDENCE TAX | COMMERCIAL PARTIAL SCH. OPERATING TAX | EXTRA VOTED TAXES | DEBT             |                        | ALLOCATED OPERATING  | VOTED OPERATING  | ALLOCATED / CHARTER | VOTED OPERATING  | DEBT     | LIBRARY/ POOL/FIRE/T RANSIT VOTED | DEBT           |  | ALLOCATED OPERATING | COUNTY ROADS/SENIOR |                   |
| <b>Salem Township</b>                     |                    |                     |                             |                                       |                   |                  |                        |                      |                  |                     |                  |          |                                   |                |  |                     |                     |                   |
| <b>03100 Hamilton Schools</b>             |                    |                     |                             |                                       |                   |                  |                        |                      |                  |                     |                  |          |                                   |                |  |                     |                     |                   |
| PRE                                       | 70,035,482         | 420,213             | 0                           | 0                                     | 0                 | 304,654          | 0                      | 8,236                | 422,804          | 74,938              | 412,061          | 0        | 0                                 | 0              | 0  | 361,516             | 126,141             | 2,130,563         |
| Ind personal exempt form 6 mills SET      | 0                  | 0                   | 0                           | 0                                     | 0                 | 0                | 0                      | 0                    | 0                | 0                   | 0                | 0        | 0                                 | 0              | 0  | 0                   | 0                   | 0                 |
| Com. Personal Exempt from 12 mills sch op | 594,900            | 3,569               | 0                           | 3,569                                 | 0                 | 2,588            | 0                      | 70                   | 3,591            | 637                 | 3,500            | 0        | 0                                 | 0              | 3,071  | 1,071               | 21,666              |                   |
| NON-PRE                                   | 24,181,490         | 145,089             | 435,267                     | 0                                     | 105,189           | 0                | 2,844                  | 145,984              | 25,874           | 142,274             | 0                | 0        | 0                                 | 0              | 124,822  | 43,553              | 1,170,896           |                   |
| <b>Hamilton Schools Total</b>             | <b>94,811,872</b>  | <b>568,871</b>      | <b>435,267</b>              | <b>3,569</b>                          | <b>0</b>          | <b>412,431</b>   | <b>0</b>               | <b>11,150</b>        | <b>572,379</b>   | <b>101,449</b>      | <b>557,835</b>   | <b>0</b> | <b>0</b>                          | <b>0</b>       | <b>489,409</b>   | <b>170,765</b>      | <b>3,323,125</b>    |                   |
| <b>03070 Hopkins Schools</b>              |                    |                     |                             |                                       |                   |                  |                        |                      |                  |                     |                  |          |                                   |                |  |                     |                     |                   |
| PRE                                       | 89,947,746         | 539,686             | 0                           | 0                                     | 138,969           | 930,060          | 0                      | 12,593               | 424,230          | 96,244              | 529,217          | 0        | 0                                 | 0              | 464,301  | 162,005             | 3,297,305           |                   |
| Ind personal exempt form 6 mills SET      | 0                  | 0                   | 0                           | 0                                     | 0                 | 0                | 0                      | 0                    | 0                | 0                   | 0                | 0        | 0                                 | 0              | 0  | 0                   | 0                   |                   |
| Com. Personal Exempt from 12 mills sch op | 1,129,400          | 6,776               | 0                           | 6,776                                 | 1,745             | 11,678           | 0                      | 158                  | 5,327            | 1,208               | 6,645            | 0        | 0                                 | 0              | 5,830  | 2,034               | 48,177              |                   |
| NON-PRE                                   | 25,755,618         | 154,534             | 463,601                     | 0                                     | 39,792            | 266,313          | 0                      | 3,606                | 121,474          | 27,559              | 151,536          | 0        | 0                                 | 0              | 132,948  | 46,388              | 1,407,751           |                   |
| <b>Hopkins Schools Total</b>              | <b>116,832,764</b> | <b>700,996</b>      | <b>463,601</b>              | <b>6,776</b>                          | <b>180,506</b>    | <b>1,208,051</b> | <b>0</b>               | <b>16,357</b>        | <b>551,031</b>   | <b>125,011</b>      | <b>687,398</b>   | <b>0</b> | <b>0</b>                          | <b>0</b>       | <b>603,079</b>   | <b>210,427</b>      | <b>4,753,233</b>    |                   |
| <b>70190 Hudsonville Schools</b>          |                    |                     |                             |                                       |                   |                  |                        |                      |                  |                     |                  |          |                                   |                |  |                     |                     |                   |
| PRE                                       | 2,347,787          | 14,087              | 0                           | 0                                     | 2,348             | 16,435           | 0                      | 276                  | 14,174           | 2,512               | 13,813           | 0        | 0                                 | 0              | 12,119   | 4,229               | 79,993              |                   |
| Ind personal exempt form 6 mills SET      | 0                  | 0                   | 0                           | 0                                     | 0                 | 0                | 0                      | 0                    | 0                | 0                   | 0                | 0        | 0                                 | 0              | 0  | 0                   | 0                   |                   |
| Com. Personal Exempt from 12 mills sch op | 0                  | 0                   | 0                           | 0                                     | 0                 | 0                | 0                      | 0                    | 0                | 0                   | 0                | 0        | 0                                 | 0              | 0  | 0                   | 0                   |                   |
| NON-PRE                                   | 192,522            | 1,155               | 3,465                       | 0                                     | 193               | 1,348            | 0                      | 23                   | 1,162            | 206                 | 1,133            | 0        | 0                                 | 0              | 994  | 347                 | 10,026              |                   |
| <b>Hudsonville Schools Total</b>          | <b>2,540,309</b>   | <b>15,242</b>       | <b>3,465</b>                | <b>0</b>                              | <b>2,541</b>      | <b>17,783</b>    | <b>0</b>               | <b>299</b>           | <b>15,336</b>    | <b>2,718</b>        | <b>14,946</b>    | <b>0</b> | <b>0</b>                          | <b>0</b>       | <b>13,113</b>  | <b>4,576</b>        | <b>90,019</b>       |                   |
| <b>70350 Zeeland Schools</b>              |                    |                     |                             |                                       |                   |                  |                        |                      |                  |                     |                  |          |                                   |                |  |                     |                     |                   |
| PRE                                       | 23,146,127         | 138,877             | 0                           | 0                                     | 34,261            | 172,439          | 0                      | 2,722                | 139,733          | 24,766              | 136,183          | 0        | 0                                 | 0              | 119,478  | 41,688              | 810,147             |                   |
| Ind personal exempt form 6 mills SET      | 0                  | 0                   | 0                           | 0                                     | 0                 | 0                | 0                      | 0                    | 0                | 0                   | 0                | 0        | 0                                 | 0              | 0  | 0                   | 0                   |                   |
| Com. Personal Exempt from 12 mills sch op | 0                  | 0                   | 0                           | 0                                     | 0                 | 0                | 0                      | 0                    | 0                | 0                   | 0                | 0        | 0                                 | 0              | 0  | 0                   | 0                   |                   |
| NON-PRE                                   | 1,903,933          | 11,424              | 34,271                      | 0                                     | 2,818             | 14,184           | 0                      | 224                  | 11,494           | 2,037               | 11,202           | 0        | 0                                 | 0              | 9,828  | 3,429               | 100,911             |                   |
| <b>Zeeland Schools Total</b>              | <b>25,050,060</b>  | <b>150,301</b>      | <b>34,271</b>               | <b>0</b>                              | <b>37,079</b>     | <b>186,623</b>   | <b>0</b>               | <b>2,946</b>         | <b>151,227</b>   | <b>26,803</b>       | <b>147,385</b>   | <b>0</b> | <b>0</b>                          | <b>0</b>       | <b>129,306</b>   | <b>45,117</b>       | <b>911,058</b>      |                   |
| <b>Total Salem Township</b>               | <b>239,235,005</b> | <b>1,435,410</b>    | <b>936,604</b>              | <b>10,345</b>                         | <b>220,126</b>    | <b>1,824,888</b> | <b>0</b>               | <b>30,752</b>        | <b>1,289,973</b> | <b>255,981</b>      | <b>1,407,564</b> | <b>0</b> | <b>0</b>                          | <b>0</b>       | <b>1,234,907</b>   | <b>430,885</b>      | <b>9,077,435</b>    |                   |
| <b>Saugatuck Township</b>                 |                    |                     |                             |                                       |                   |                  |                        |                      |                  |                     |                  |          |                                   |                |  |                     |                     |                   |
| <b>03050 Fennville Schools</b>            |                    |                     |                             |                                       |                   |                  |                        |                      |                  |                     |                  |          |                                   |                |  |                     |                     |                   |
| PRE                                       | 61,297,468         | 367,785             | 0                           | 0                                     | 29,944            | 410,693          | 0                      | 8,582                | 289,103          | 63,020              | 163,070          | 0        | 58,024                            | 17,776         | 60,526   | 316,411             | 110,403             | 1,895,337         |
| Ind personal exempt form 6 mills SET      | 0                  | 0                   | 0                           | 0                                     | 0                 | 0                | 0                      | 0                    | 0                | 0                   | 0                | 0        | 0                                 | 0              | 0  | 0                   | 0                   |                   |
| Com. Personal Exempt from 12 mills sch op | 76,200             | 457                 | 0                           | 457                                   | 37                | 511              | 0                      | 11                   | 359              | 78                  | 203              | 0        | 72                                | 22             | 393  | 137                 | 2,737               |                   |
| NON-PRE                                   | 41,034,629         | 246,208             | 738,623                     | 0                                     | 20,045            | 274,932          | 0                      | 5,745                | 193,536          | 42,188              | 109,164          | 0        | 38,843                            | 11,900         | 57,865   | 211,817             | 73,907              | 2,024,773         |
| <b>Fennville Schools Total</b>            | <b>102,408,297</b> | <b>614,450</b>      | <b>738,623</b>              | <b>457</b>                            | <b>50,026</b>     | <b>686,136</b>   | <b>0</b>               | <b>14,338</b>        | <b>482,998</b>   | <b>105,286</b>      | <b>272,437</b>   | <b>0</b> | <b>96,939</b>                     | <b>29,698</b>  | <b>118,391</b>   | <b>528,621</b>      | <b>184,447</b>      | <b>3,922,847</b>  |
| <b>03100 Hamilton Schools</b>             |                    |                     |                             |                                       |                   |                  |                        |                      |                  |                     |                  |          |                                   |                |  |                     |                     |                   |
| PRE                                       | 4,750,149          | 28,501              | 0                           | 0                                     | 0                 | 20,663           | 0                      | 559                  | 28,677           | 4,884               | 12,637           | 0        | 4,496                             | 1,378          | 518,111  | 24,520              | 8,555               | 652,981           |
| Ind personal exempt form 6 mills SET      | 0                  | 0                   | 0                           | 0                                     | 0                 | 0                | 0                      | 0                    | 0                | 0                   | 0                | 0        | 0                                 | 0              | 0  | 0                   | 0                   |                   |
| Com. Personal Exempt from 12 mills sch op | 0                  | 0                   | 0                           | 0                                     | 0                 | 0                | 0                      | 0                    | 0                | 0                   | 0                | 0        | 0                                 | 0              | 0  | 0                   | 0                   |                   |
| NON-PRE                                   | 2,823,065          | 16,938              | 50,815                      | 0                                     | 0                 | 12,280           | 0                      | 332                  | 17,043           | 2,902               | 7,510            | 0        | 2,672                             | 819            | 0  | 14,572              | 5,085               | 130,968           |
| <b>Hamilton Schools Total</b>             | <b>7,573,214</b>   | <b>45,439</b>       | <b>50,815</b>               | <b>0</b>                              | <b>0</b>          | <b>32,943</b>    | <b>0</b>               | <b>891</b>           | <b>45,720</b>    | <b>7,786</b>        | <b>20,147</b>    | <b>0</b> | <b>7,168</b>                      | <b>2,197</b>   | <b>518,111</b>   | <b>39,092</b>       | <b>13,640</b>       | <b>783,949</b>    |
| <b>03080 Saugatuck Schools</b>            |                    |                     |                             |                                       |                   |                  |                        |                      |                  |                     |                  |          |                                   |                |  |                     |                     |                   |
| PRE                                       | 183,913,623        | 1,103,482           | 0                           | 0                                     | 137,935           | 634,502          | 0                      | 21,628               | 1,110,287        | 189,082             | 489,265          | 0        | 174,093                           | 53,335         | 153,244  | 949,344             | 331,247             | 5,347,444         |
| Ind personal exempt form 6 mills SET      | 0                  | 0                   | 0                           | 0                                     | 0                 | 0                | 0                      | 0                    | 0                | 0                   | 0                | 0        | 0                                 | 0              | 0  | 0                   | 0                   |                   |
| Com. Personal Exempt from 12 mills sch op | 921,200            | 5,527               | 0                           | 5,527                                 | 691               | 3,178            | 0                      | 108                  | 5,561            | 947                 | 2,451            | 0        | 872                               | 267            | 4,755  | 1,659               | 31,543              |                   |
| NON-PRE                                   | 142,143,730        | 852,862             | 2,558,587                   | 0                                     | 106,608           | 490,396          | 0                      | 16,716               | 858,122          | 146,138             | 378,145          | 0        | 134,553                           | 41,222         | 98,050   | 733,732             | 256,015             | 6,671,146         |
| <b>Saugatuck Schools Total</b>            | <b>326,978,553</b> | <b>1,961,871</b>    | <b>2,558,587</b>            | <b>5,527</b>                          | <b>245,234</b>    | <b>1,128,076</b> | <b>0</b>               | <b>38,452</b>        | <b>1,973,970</b> | <b>336,167</b>      | <b>869,861</b>   | <b>0</b> | <b>309,518</b>                    | <b>94,824</b>  | <b>251,294</b>   | <b>1,687,831</b>    | <b>588,921</b>      | <b>12,050,133</b> |
| <b>Total Saugatuck Township</b>           | <b>436,960,064</b> | <b>2,621,760</b>    | <b>3,348,025</b>            | <b>5,984</b>                          | <b>295,260</b>    | <b>1,847,155</b> | <b>0</b>               | <b>53,681</b>        | <b>2,502,688</b> | <b>449,239</b>      | <b>1,162,445</b> | <b>0</b> | <b>413,625</b>                    | <b>126,719</b> | <b>887,796</b>   | <b>2,255,544</b>    | <b>787,008</b>      | <b>16,756,929</b> |
| <b>Trowbridge Township</b>                |                    |                     |                             |                                       |                   |                  |                        |                      |                  |                     |                  |          |                                   |                |  |                     |                     |                   |
| <b>03030 Allegan Schools</b>              |                    |                     |                             |                                       |                   |                  |                        |                      |                  |                     |                  |          |                                   |                |  |                     |                     |                   |
| PRE                                       | 65,906,646         | 395,440             | 0                           | 0                                     | 0                 | 562,533          | 0                      | 9,227                | 310,842          | 68,279              | 228,584          | 0        | 115,594                           | 0              | 340,204  | 118,704             | 2,149,407           |                   |
| Ind personal exempt form 6 mills SET      | 307,900            | 0                   | 0                           | 0                                     | 0                 | 2,628            | 0                      | 43                   | 1,452            | 319                 | 1,068            | 0        | 540                               | 0              | 1,589  | 555                 | 8,194               |                   |
| Com. Personal Exempt from 12 mills sch op | 731,400            | 4,388               | 0                           | 4,388                                 | 0                 | 6,243            | 0                      | 102                  | 3,450            | 758                 | 2,537            | 0        | 1,283                             | 0              | 3,775  | 1,317               | 28,241              |                   |
| NON-PRE                                   | 23,096,411         | 138,578             | 415,735                     | 0                                     | 197,135           | 0                | 3,233                  | 108,932              | 23,928           | 80,105              | 0                | 40,509   | 0                                 | 0              | 119,221  | 41,599              | 1,168,975           |                   |
| <b>Allegan Schools Total</b>              | <b>90,042,357</b>  | <b>538,406</b>      | <b>415,735</b>              | <b>4,388</b>                          | <b>0</b>          | <b>768,539</b>   | <b>0</b>               | <b>12,605</b>        | <b>424,676</b>   | <b>93,284</b>       | <b>312,294</b>   | <b>0</b> | <b>157,926</b>                    | <b>0</b>       | <b>464,789</b>   | <b>162,175</b>      | <b>3,354,817</b>    |                   |
| <b>80110 Gobles Schools</b>               |                    |                     |                             |                                       |                   |                  |                        |                      |                  |                     |                  |          |                                   |                |  |                     |                     |                   |
| PRE                                       | 124,698            | 748                 | 0                           | 0                                     | 636               | 736              | 0                      | 17                   | 832              | 129                 | 432              | 0        | 0                                 | 0              | 644  | 225                 | 4,399               |                   |
| Ind personal exempt form 6 mills SET      | 0                  | 0                   | 0                           | 0                                     | 0                 | 0                | 0                      | 0                    | 0                | 0                   | 0                | 0        | 0                                 | 0              | 0  | 0                   | 0                   |                   |
| Com. Personal Exempt from 12 mills sch op | 0                  | 0                   | 0                           | 0                                     | 0                 | 0                | 0                      | 0                    | 0                | 0                   | 0                | 0        | 0                                 | 0              | 0  | 0                   | 0                   |                   |
| NON-PRE                                   | 900                | 5                   | 16                          | 0                                     | 5                 | 5                | 0                      | 0                    | 6                | 1                   | 3                | 0        | 0                                 | 0              | 5  | 2                   | 48                  |                   |
| <b>Gobles Schools Total</b>               | <b>125,598</b>     | <b>753</b>          | <b>16</b>                   | <b>0</b>                              | <b>641</b>        | <b>741</b>       | <b>0</b>               | <b>17</b>            | <b>838</b>       | <b>130</b>          | <b>435</b>       | <b>0</b> | <b>0</b>                          | <b>0</b>       | <b>649</b>   | <b>227</b>          | <b>4,447</b>        |                   |
| <b>03020 Otsego Schools</b>               |                    |                     |                             |                                       |                   |                  |                        |                      |                  |                     |                  |          |                                   |                |  |                     |                     |                   |
| PRE                                       | 6,446,146          | 38,677              | 0                           | 0                                     | 0                 | 54,728           | 0                      | 902                  | 30,403           | 6,678               | 22,357           | 0        | 0                                 | 0              | 33,274   | 11,610              | 198,629             |                   |
| Ind personal exempt form 6 mills SET      | 0                  | 0                   | 0                           | 0                                     | 0                 | 0                | 0                      | 0                    | 0                | 0                   | 0                | 0        | 0                                 | 0              | 0  | 0                   | 0                   |                   |
| Com. Personal Exempt from 12 mills sch op | 0                  | 0                   | 0                           | 0                                     | 0                 | 0                | 0                      | 0                    | 0                | 0                   | 0                | 0        | 0                                 | 0              | 0  | 0                   | 0                   |                   |
| NON-PRE                                   | 1,118,280          | 6,710               | 19,310                      | 0                                     | 9,494             | 0                | 157                    | 5,274                | 1,159            | 3,879               | 0                | 0        | 0                                 | 0              | 5,772  | 2,014               | 53,769              |                   |
| <b>Otsego Schools Total</b>               | <b>7,564,426</b>   | <b>45,387</b>       | <b>19,310</b>               | <b>0</b>                              | <b>64,222</b>     | <b>0</b>         | <b>1,059</b>           | <b>35,677</b>        | <b>7,837</b>     | <b>26,236</b>       | <b>0</b>         | <b>0</b> | <b>0</b>                          | <b>0</b>       | <b>39,046</b>  | <b>13,624</b>       | <b>252,398</b>      |                   |
| <b>Total Trowbridge Township</b>          | <b>97,732,381</b>  | <b>584,546</b>      | <b>435,061</b>              | <b>4,388</b>                          | <b>641</b>        | <b>833,502</b>   | <b>0</b>               | <b>13,681</b>        | <b>461,191</b>   | <b>101,251</b>      | <b>338,965</b>   | <b>0</b> | <b>157,926</b>                    | <b>0</b>       | <b>504,484</b>   | <b>176,026</b>      | <b>3,611,662</b>    |                   |

**2023 ALLEGAN COUNTY  
TABULATION OF ESTIMATED TAX DOLLARS  
BY ASSESSING UNIT, SCHOOL DISTRICT, HOMESTEAD AND NON-HOMESTEAD**

| UNITS                                     | TOTAL TAXABLE      | K-12 SCHOOLS              |                                       |   |                         |                  | COLLEGE<br>LMCC / GRCC | INTERMEDIATE SCHOOLS   |                    | TWP/CITIES/VILLAGES    |                    |          | AUTHORITIES                                |          | AD VALOREM<br>SPECIALS | COUNTY  |                        | TOTAL LEVY       |
|---|--------------------|---------------------------|---------------------------------------|---|-------------------------|------------------|------------------------|------------------------|--------------------|------------------------|--------------------|----------|--|----------|------------------------|---|------------------------|------------------|
|   |                    | STATE<br>EDUCATION<br>TAX | NON-<br>PRINCIPAL<br>RESIDENCE<br>TAX | COMMERCIAL<br>PERSONAL<br>PARTIAL SCH.<br>OPERATING TAX | EXTRA<br>VOTED<br>TAXES | DEBT             |                        | ALLOCATED<br>OPERATING | VOTED<br>OPERATING | ALLOCATED<br>/ CHARTER | VOTED<br>OPERATING | DEBT     | LIBRARY/<br>POOL/FIRE/<br>TRANSIT<br>VOTED | DEBT     |                        | UNIT-WIDE<br>SPECIAL<br>ASSMNTS<br>REAL PROP.<br>ONLY | ALLOCATED<br>OPERATING |                  |
| <b>Valley Township</b>                    |                    |                           |                                       |   |                         |                  |                        |                        |                    |                        |                    |          |  |          |                        |   |                        |                  |
| <b>03030 Allegan Schools</b>              |                    |                           |                                       |   |                         |                  |                        |                        |                    |                        |                    |          |  |          |                        |   |                        |                  |
| PRE                                       | 75,274,112         | 451,645                   | 0                                     |   | 0                       | 642,487          | 0                      | 10,538                 | 355,023            | 77,736                 | 294,487            | 0        | 132,023                                    | 0        |                        | 388,557   | 135,576                | 2,488,072        |
| Ind personal exempt form 6 mills SET      | 0                  |                           |                                       |   |                         | 0                | 0                      | 0                      | 0                  | 0                      | 0                  | 0        | 0  | 0        | 0                      | 0   | 0                      | 0                |
| Com. Personal Exempt from 12 mills sch op | 129,000            | 774                       | 0                                     | 774   | 0                       | 1,101            | 0                      | 18                     | 608                | 133                    | 505                | 0        | 226  | 0        | 0                      | 666   | 232                    | 5,037            |
| NON-PRE                                   | 28,168,936         | 169,014                   | 507,041                               |   | 0                       | 240,430          | 0                      | 3,944                  | 132,856            | 29,090                 | 110,203            | 0        | 49,405                                     | 0        |                        | 145,405   | 50,735                 | 1,438,123        |
| <b>Allegan Schools Total</b>              | <b>103,572,048</b> | <b>621,433</b>            | <b>507,041</b>                        | <b>774</b>  | <b>0</b>                | <b>884,018</b>   | <b>0</b>               | <b>14,500</b>          | <b>488,487</b>     | <b>106,959</b>         | <b>405,195</b>     | <b>0</b> | <b>181,654</b>                             | <b>0</b> | <b>0</b>               | <b>534,628</b>  | <b>186,543</b>         | <b>3,931,232</b> |
| <b>03050 Fennville Schools</b>            |                    |                           |                                       |   |                         |                  |                        |                        |                    |                        |                    |          |  |          |                        |   |                        |                  |
| PRE                                       | 1,094,941          | 6,570                     | 0                                     |   | 535                     | 7,336            | 0                      | 153                    | 5,164              | 1,131                  | 4,284              | 0        | 0  | 0        |                        | 5,652   | 1,972                  | 32,797           |
| Ind personal exempt form 6 mills SET      | 0                  |                           |                                       |   |                         | 0                | 0                      | 0                      | 0                  | 0                      | 0                  | 0        | 0  | 0        | 0                      | 0   | 0                      | 0                |
| Com. Personal Exempt from 12 mills sch op | 10,000             | 60                        | 0                                     | 60  | 5                       | 67               | 0                      | 1                      | 47                 | 10                     | 39                 | 0        | 0  | 0        | 0                      | 52  | 18                     | 359              |
| NON-PRE                                   | 1,356,025          | 8,136                     | 24,408                                |   | 662                     | 9,085            | 0                      | 190                    | 6,396              | 1,400                  | 5,305              | 0        | 0  | 0        |                        | 7,000   | 2,442                  | 65,024           |
| <b>Fennville Schools Total</b>            | <b>2,460,966</b>   | <b>14,766</b>             | <b>24,408</b>                         | <b>60</b>   | <b>1,202</b>            | <b>16,488</b>    | <b>0</b>               | <b>344</b>             | <b>11,607</b>      | <b>2,541</b>           | <b>9,628</b>       | <b>0</b> | <b>0</b>                                   | <b>0</b> | <b>0</b>               | <b>12,704</b>   | <b>4,432</b>           | <b>98,180</b>    |
| <b>Total Valley Township</b>              | <b>106,033,014</b> | <b>636,199</b>            | <b>531,449</b>                        | <b>834</b>  | <b>1,202</b>            | <b>900,506</b>   | <b>0</b>               | <b>14,844</b>          | <b>500,094</b>     | <b>109,500</b>         | <b>414,823</b>     | <b>0</b> | <b>181,654</b>                             | <b>0</b> | <b>0</b>               | <b>547,332</b>  | <b>190,975</b>         | <b>4,029,412</b> |
| <b>Watson Township</b>                    |                    |                           |                                       |   |                         |                  |                        |                        |                    |                        |                    |          |  |          |                        |   |                        |                  |
| <b>03030 Allegan Schools</b>              |                    |                           |                                       |   |                         |                  |                        |                        |                    |                        |                    |          |  |          |                        |   |                        |                  |
| PRE                                       | 5,736,627          | 34,420                    | 0                                     |   | 0                       | 48,964           | 0                      | 803                    | 27,056             | 5,433                  | 13,818             | 0        | 10,061                                     | 0        | 2,353                  | 29,612  | 10,332                 | 182,852          |
| Ind personal exempt form 6 mills SET      | 0                  |                           |                                       |   |                         | 0                | 0                      | 0                      | 0                  | 0                      | 0                  | 0        | 0  | 0        | 0                      | 0   | 0                      | 0                |
| Com. Personal Exempt from 12 mills sch op | 0                  | 0                         | 0                                     | 0   | 0                       | 0                | 0                      | 0                      | 0                  | 0                      | 0                  | 0        | 0  | 0        | 0                      | 0   | 0                      | 0                |
| NON-PRE                                   | 279,134            | 1,675                     | 5,024                                 |   | 0                       | 2,382            | 0                      | 39                     | 1,317              | 264                    | 672                | 0        | 490  | 0        | 1,095                  | 1,441   | 503                    | 14,902           |
| <b>Allegan Schools Total</b>              | <b>6,015,761</b>   | <b>36,095</b>             | <b>5,024</b>                          | <b>0</b>  | <b>0</b>                | <b>51,346</b>    | <b>0</b>               | <b>842</b>             | <b>28,373</b>      | <b>5,697</b>           | <b>14,490</b>      | <b>0</b> | <b>10,551</b>                              | <b>0</b> | <b>3,448</b>           | <b>31,053</b>   | <b>10,835</b>          | <b>197,754</b>   |
| <b>03070 Hopkins Schools</b>              |                    |                           |                                       |   |                         |                  |                        |                        |                    |                        |                    |          |  |          |                        |   |                        |                  |
| PRE                                       | 16,832,892         | 100,997                   | 0                                     |   | 26,007                  | 174,052          | 0                      | 2,357                  | 79,391             | 15,941                 | 40,545             | 0        | 9,275                                      | 0        | 103,749                | 86,890  | 30,318                 | 669,522          |
| Ind personal exempt form 6 mills SET      | 0                  |                           |                                       |   |                         | 0                | 0                      | 0                      | 0                  | 0                      | 0                  | 0        | 0  | 0        | 0                      | 0   | 0                      | 0                |
| Com. Personal Exempt from 12 mills sch op | 209,200            | 1,255                     | 0                                     | 1,255   | 323                     | 2,163            | 0                      | 29                     | 987                | 198                    | 504                | 0        | 115  | 0        | 0                      | 1,080   | 377                    | 8,286            |
| NON-PRE                                   | 2,718,526          | 16,311                    | 48,933                                |   | 4,200                   | 28,110           | 0                      | 381                    | 12,822             | 2,574                  | 6,548              | 0        | 1,498                                      | 0        | 0                      | 14,033  | 4,896                  | 140,306          |
| <b>Hopkins Schools Total</b>              | <b>19,760,618</b>  | <b>118,563</b>            | <b>48,933</b>                         | <b>1,255</b>  | <b>30,530</b>           | <b>204,325</b>   | <b>0</b>               | <b>2,767</b>           | <b>93,200</b>      | <b>18,713</b>          | <b>47,597</b>      | <b>0</b> | <b>10,888</b>                              | <b>0</b> | <b>103,749</b>         | <b>102,003</b>  | <b>35,591</b>          | <b>818,114</b>   |
| <b>03060 Martin Schools</b>               |                    |                           |                                       |   |                         |                  |                        |                        |                    |                        |                    |          |  |          |                        |   |                        |                  |
| PRE                                       | 42,019,664         | 252,118                   | 0                                     |   | 0                       | 294,138          | 0                      | 5,883                  | 198,182            | 39,793                 | 101,213            | 0        | 0  | 0        | 5,737                  | 216,901   | 75,682                 | 1,189,647        |
| Ind personal exempt form 6 mills SET      | 0                  |                           |                                       |   |                         | 0                | 0                      | 0                      | 0                  | 0                      | 0                  | 0        | 0  | 0        | 0                      | 0   | 0                      | 0                |
| Com. Personal Exempt from 12 mills sch op | 434,800            | 2,609                     | 0                                     | 2,609   | 0                       | 3,044            | 0                      | 61                     | 2,051              | 412                    | 1,047              | 0        | 0  | 0        | 0                      | 2,244   | 783                    | 14,860           |
| NON-PRE                                   | 12,997,058         | 77,962                    | 233,947                               |   | 0                       | 90,979           | 0                      | 1,820                  | 61,299             | 12,306                 | 31,306             | 0        | 0  | 0        | 143                    | 67,090  | 23,409                 | 600,263          |
| <b>Martin Schools Total</b>               | <b>55,451,522</b>  | <b>332,709</b>            | <b>233,947</b>                        | <b>2,609</b>  | <b>0</b>                | <b>388,161</b>   | <b>0</b>               | <b>7,764</b>           | <b>261,532</b>     | <b>52,513</b>          | <b>133,566</b>     | <b>0</b> | <b>0</b>                                   | <b>0</b> | <b>5,879</b>           | <b>286,235</b>  | <b>99,874</b>          | <b>1,804,789</b> |
| <b>03020 Otsego Schools</b>               |                    |                           |                                       |   |                         |                  |                        |                        |                    |                        |                    |          |  |          |                        |   |                        |                  |
| PRE                                       | 0                  | 0                         | 0                                     |   | 0                       | 0                | 0                      | 0                      | 0                  | 0                      | 0                  | 0        | 0  | 0        | 16,833                 | 0   | 0                      | 16,833           |
| Ind personal exempt form 6 mills SET      | 0                  |                           |                                       |   |                         | 0                | 0                      | 0                      | 0                  | 0                      | 0                  | 0        | 0  | 0        | 0                      | 0   | 0                      | 0                |
| Com. Personal Exempt from 12 mills sch op | 0                  | 0                         | 0                                     | 0   | 0                       | 0                | 0                      | 0                      | 0                  | 0                      | 0                  | 0        | 0  | 0        | 0                      | 0   | 0                      | 0                |
| NON-PRE                                   | 717,437            | 4,305                     | 12,388                                |   | 0                       | 6,091            | 0                      | 100                    | 3,384              | 679                    | 1,728              | 0        | 0  | 0        | 1,912                  | 3,703   | 1,292                  | 35,582           |
| <b>Otsego Schools Total</b>               | <b>717,437</b>     | <b>4,305</b>              | <b>12,388</b>                         | <b>0</b>  | <b>0</b>                | <b>6,091</b>     | <b>0</b>               | <b>100</b>             | <b>3,384</b>       | <b>679</b>             | <b>1,728</b>       | <b>0</b> | <b>0</b>                                   | <b>0</b> | <b>18,745</b>          | <b>3,703</b>  | <b>1,292</b>           | <b>52,415</b>    |
| <b>Total Watson Township</b>              | <b>81,945,338</b>  | <b>491,672</b>            | <b>300,292</b>                        | <b>3,864</b>  | <b>30,530</b>           | <b>649,923</b>   | <b>0</b>               | <b>11,473</b>          | <b>386,489</b>     | <b>77,602</b>          | <b>197,381</b>     | <b>0</b> | <b>21,439</b>                              | <b>0</b> | <b>131,821</b>         | <b>422,994</b>  | <b>147,592</b>         | <b>2,873,072</b> |
| <b>Wayland Township</b>                   |                    |                           |                                       |   |                         |                  |                        |                        |                    |                        |                    |          |  |          |                        |   |                        |                  |
| <b>08050 Thornapple-Kellogg Sch.</b>      |                    |                           |                                       |   |                         |                  |                        |                        |                    |                        |                    |          |  |          |                        |   |                        |                  |
| PRE                                       | 1,044,423          | 6,267                     | 0                                     |   | 0                       | 10,079           | 1,784                  | 89                     | 5,597              | 1,104                  | 0                  | 0        | 0  | 0        |                        | 5,391   | 1,881                  | 32,192           |
| Ind personal exempt form 6 mills SET      | 0                  |                           |                                       |   |                         | 0                | 0                      | 0                      | 0                  | 0                      | 0                  | 0        | 0  | 0        | 0                      | 0   | 0                      | 0                |
| Com. Personal Exempt from 12 mills sch op | 0                  | 0                         | 0                                     | 0   | 0                       | 0                | 0                      | 0                      | 0                  | 0                      | 0                  | 0        | 0  | 0        | 0                      | 0   | 0                      | 0                |
| NON-PRE                                   | 257,080            | 1,542                     | 4,627                                 |   | 0                       | 2,481            | 439                    | 22                     | 1,378              | 272                    | 0                  | 0        | 0  | 0        |                        | 1,327   | 463                    | 12,551           |
| <b>Thornapple-Kellogg Schools Total</b>   | <b>1,301,503</b>   | <b>7,809</b>              | <b>4,627</b>                          | <b>0</b>  | <b>0</b>                | <b>12,560</b>    | <b>2,223</b>           | <b>111</b>             | <b>6,975</b>       | <b>1,376</b>           | <b>0</b>           | <b>0</b> | <b>0</b>                                   | <b>0</b> | <b>0</b>               | <b>6,718</b>  | <b>2,344</b>           | <b>44,743</b>    |
| <b>03040 Wayland Schools</b>              |                    |                           |                                       |   |                         |                  |                        |                        |                    |                        |                    |          |  |          |                        |   |                        |                  |
| PRE                                       | 122,033,763        | 732,203                   | 0                                     |   | 0                       | 1,025,084        | 0                      | 17,085                 | 575,560            | 128,953                | 0                  | 0        | 164,880                                    | 0        |                        | 629,926   | 219,795                | 3,493,486        |
| Ind personal exempt form 6 mills SET      | 231,300            |                           |                                       |   |                         | 1,943            | 0                      | 32                     | 1,091              | 244                    | 0                  | 0        | 313  | 0        | 0                      | 1,194   | 417                    | 5,234            |
| Com. Personal Exempt from 12 mills sch op | 1,691,600          | 10,150                    | 0                                     | 10,150  | 0                       | 14,209           | 0                      | 237                    | 7,978              | 1,788                  | 0                  | 0        | 2,286                                      | 0        | 0                      | 8,732   | 3,047                  | 58,577           |
| NON-PRE                                   | 40,694,901         | 244,169                   | 732,508                               |   | 0                       | 341,837          | 0                      | 5,697                  | 191,933            | 43,002                 | 0                  | 0        | 54,983                                     | 0        | 0                      | 210,063   | 73,296                 | 1,897,488        |
| <b>Wayland Schools Total</b>              | <b>164,651,564</b> | <b>986,522</b>            | <b>732,508</b>                        | <b>10,150</b>   | <b>0</b>                | <b>1,383,073</b> | <b>0</b>               | <b>23,051</b>          | <b>776,562</b>     | <b>173,987</b>         | <b>0</b>           | <b>0</b> | <b>222,462</b>                             | <b>0</b> | <b>0</b>               | <b>849,915</b>  | <b>296,555</b>         | <b>5,454,785</b> |
| <b>Total Wayland Township</b>             | <b>165,953,067</b> | <b>994,331</b>            | <b>737,135</b>                        | <b>10,150</b>   | <b>0</b>                | <b>1,395,633</b> | <b>2,223</b>           | <b>23,162</b>          | <b>783,537</b>     | <b>175,363</b>         | <b>0</b>           | <b>0</b> | <b>222,462</b>                             | <b>0</b> | <b>0</b>               | <b>856,633</b>  | <b>298,899</b>         | <b>5,499,528</b> |

**2023 ALLEGAN COUNTY  
TABULATION OF ESTIMATED TAX DOLLARS  
BY ASSESSING UNIT, SCHOOL DISTRICT, HOMESTEAD AND NON-HOMESTEAD**

| UNITS  | TOTAL TAXABLE      | K-12 SCHOOLS        |                             |  |                   |                  | COLLEGE  | INTERMEDIATE SCHOOLS |                     | TWP/CITIES/VILLAGES |                     |                 | AUTHORITIES      |                                  | AD VALOREM SPECIALS | COUNTY           |   | TOTAL LEVY        |
|--|--------------------|---------------------|-----------------------------|--|-------------------|------------------|----------|----------------------|---------------------|---------------------|---------------------|-----------------|------------------|----------------------------------|---------------------|------------------|---|-------------------|
|  |                    | STATE EDUCATION TAX | NON-PRINCIPAL RESIDENCE TAX | COMMERCIAL PERSONAL PARTIAL SCH. OPERATING TAX | EXTRA VOTED TAXES | DEBT             |          | LMCC / GRCC          | ALLOCATED OPERATING | VOTED OPERATING     | ALLOCATED / CHARTER | VOTED OPERATING | DEBT             | LIBRARY/ POOL/FIRE/ RANSIT VOTED |                     | DEBT             | UNIT-WIDE SPECIAL ASSESSMENTS REAL PROP. ONLY |                   |
| <b>Allegan City</b>                          |                    |                     |                             |  |                   |                  |          |                      |                     |                     |                     |                 |                  |                                  |                     |                  |   |                   |
| <b>03030 Allegan Schools</b>                 |                    |                     |                             |  |                   |                  |          |                      |                     |                     |                     |                 |                  |                                  |                     |                  |   |                   |
| PRE  | 61,380,391         | 55                  | 0                           |  | 0                 | 523,900          | 0        | 8,593                | 289,494             | 1,012,064           | 0                   | 0               | 107,655          | 0                                |                     | 316,839          | 110,552                                       | 2,369,152         |
| Ind personal exempt form 6 mills SET         | 785,200            |                     |                             |  |                   | 6,702            | 0        | 110                  | 3,703               | 12,947              | 0                   | 0               | 1,377            | 0                                |                     | 4,053            | 1,414   | 30,306            |
| Com. Personal Exempt from 12 mills sch op    | 4,423,900          | 26,543              | 0                           | 26,543   | 0                 | 37,759           | 0        | 619                  | 20,865              | 72,943              | 0                   | 0               | 7,759            | 0                                | 0                   | 22,836           | 7,968   | 223,835           |
| NON-PRE                                      | 81,155,103         | 486,931             | 1,460,792                   |  | 0                 | 692,683          | 0        | 11,362               | 382,760             | 1,338,118           | 0                   | 0               | 142,338          | 0                                | 0                   | 418,915          | 146,168                                       | 5,080,067         |
| <b>Allegan Schools Total</b>                 | <b>147,744,594</b> | <b>513,529</b>      | <b>1,460,792</b>            | <b>26,543</b>                                  | <b>0</b>          | <b>1,261,044</b> | <b>0</b> | <b>20,684</b>        | <b>696,822</b>      | <b>2,436,072</b>    | <b>0</b>            | <b>0</b>        | <b>259,129</b>   | <b>0</b>                         | <b>0</b>            | <b>762,643</b>   | <b>266,102</b>                                | <b>7,703,360</b>  |
| <b>Fennville City</b>                        |                    |                     |                             |  |                   |                  |          |                      |                     |                     |                     |                 |                  |                                  |                     |                  |   |                   |
| <b>03050 Fennville Schools</b>               |                    |                     |                             |  |                   |                  |          |                      |                     |                     |                     |                 |                  |                                  |                     |                  |   |                   |
| PRE  | 13,577,617         | 81,466              | 0                           |  | 6,633             | 90,970           | 0        | 1,901                | 64,037              | 203,413             | 12,451              | 0               | 7,603            | 0                                |                     | 70,086           | 24,455  | 563,015           |
| Ind personal exempt form 6 mills SET         | 0                  |                     |                             |  |                   | 0                | 0        | 0                    | 0                   | 0                   | 0                   | 0               | 0                | 0                                | 0                   | 0                | 0   | 0                 |
| Com. Personal Exempt from 12 mills sch op    | 902,200            | 5,413               | 0                           | 5,413  | 441               | 6,045            | 0        | 126                  | 4,255               | 13,516              | 827                 | 0               | 505              | 0                                | 0                   | 4,657            | 1,625   | 42,823            |
| NON-PRE                                      | 13,821,864         | 82,931              | 248,794                     |  | 6,752             | 92,606           | 0        | 1,935                | 65,189              | 207,072             | 12,675              | 0               | 7,740            | 0                                | 0                   | 71,347           | 24,895  | 821,936           |
| <b>Fennville Schools Total</b>               | <b>28,301,681</b>  | <b>169,810</b>      | <b>248,794</b>              | <b>5,413</b>                                   | <b>13,826</b>     | <b>189,621</b>   | <b>0</b> | <b>3,962</b>         | <b>133,481</b>      | <b>424,001</b>      | <b>25,953</b>       | <b>0</b>        | <b>15,848</b>    | <b>0</b>                         | <b>0</b>            | <b>146,090</b>   | <b>50,975</b>                                 | <b>1,427,774</b>  |
| <b>Total Fennville City</b>                  | <b>28,301,681</b>  | <b>169,810</b>      | <b>248,794</b>              | <b>5,413</b>                                   | <b>13,826</b>     | <b>189,621</b>   | <b>0</b> | <b>3,962</b>         | <b>133,481</b>      | <b>424,001</b>      | <b>25,953</b>       | <b>0</b>        | <b>15,848</b>    | <b>0</b>                         | <b>0</b>            | <b>146,090</b>   | <b>50,975</b>                                 | <b>1,427,774</b>  |
| <b>Holland City (excl. REZ)</b>              |                    |                     |                             |  |                   |                  |          |                      |                     |                     |                     |                 |                  |                                  |                     |                  |   |                   |
| <b>03100 Hamilton Schools</b>                |                    |                     |                             |  |                   |                  |          |                      |                     |                     |                     |                 |                  |                                  |                     |                  |   |                   |
| Homestead                                    | 24,808,825         | 148,853             | 0                           |  | 0                 | 107,918          | 0        | 2,918                | 149,771             | 341,759             | 2,320               | 0               | 44,765           | 0                                |                     | 128,061          | 44,683  | 971,048           |
| Ind personal exempt form 6 mills SET         | 2,413,700          | 14,482              | 43,447                      |  | 0                 | 10,500           | 0        | 284                  | 14,572              | 33,250              | 226                 | 0               | 4,355            | 0                                | 0                   | 12,459           | 4,347   | 137,922           |
| Com. Personal Exempt from 12 mills sch op    | 9,978,400          |                     |                             |  | 0                 | 43,406           | 0        | 1,173                | 60,240              | 137,459             | 933                 | 0               | 18,005           | 0                                | 0                   | 51,508           | 17,972  | 330,696           |
| NON-PRE                                      | 137,296,305        | 823,778             | 0                           | 823,778  | 0                 | 597,239          | 0        | 16,146               | 828,858             | 1,891,353           | 12,837              | 0               | 247,737          | 0                                | 0                   | 708,710          | 247,284                                       | 6,197,720         |
| <b>Hamilton Schools Total*(excludes REZ)</b> | <b>174,497,230</b> | <b>987,113</b>      | <b>43,447</b>               | <b>823,778</b>                                 | <b>0</b>          | <b>759,063</b>   | <b>0</b> | <b>20,521</b>        | <b>1,053,441</b>    | <b>2,403,821</b>    | <b>16,316</b>       | <b>0</b>        | <b>314,862</b>   | <b>0</b>                         | <b>0</b>            | <b>900,738</b>   | <b>314,286</b>                                | <b>7,637,386</b>  |
| <b>70020 Holland Schools</b>                 |                    |                     |                             |  |                   |                  |          |                      |                     |                     |                     |                 |                  |                                  |                     |                  |   |                   |
| PRE  | 153,665,489        | 921,993             | 0                           |  | 181,617           | 726,838          | 0        | 18,071               | 927,679             | 2,116,850           | 14,368              | 0               | 423,333          | 156,739                          |                     | 793,206          | 276,767                                       | 6,557,461         |
| Ind personal exempt form 6 mills SET         | 230,500            |                     |                             |  |                   | 1,090            | 0        | 27                   | 1,392               | 3,175               | 22                  | 0               | 635              | 235                              | 0                   | 1,190            | 415   | 8,181             |
| Com. Personal Exempt from 12 mills sch op    | 6,344,000          | 38,064              | 0                           | 38,064   | 7,498             | 30,007           | 0        | 746                  | 38,299              | 87,393              | 593                 | 0               | 17,477           | 6,471                            | 0                   | 32,747           | 11,426  | 308,785           |
| NON-PRE                                      | 141,979,888        | 851,879             | 2,555,638                   |  | 167,806           | 671,565          | 0        | 16,697               | 857,133             | 1,955,872           | 13,275              | 0               | 391,140          | 144,819                          | 0                   | 732,886          | 255,720                                       | 8,614,430         |
| <b>Holland Schools Total</b>                 | <b>302,219,877</b> | <b>1,811,936</b>    | <b>2,555,638</b>            | <b>38,064</b>                                  | <b>356,921</b>    | <b>1,429,500</b> | <b>0</b> | <b>35,541</b>        | <b>1,824,503</b>    | <b>4,163,290</b>    | <b>28,258</b>       | <b>0</b>        | <b>832,585</b>   | <b>308,264</b>                   | <b>0</b>            | <b>1,560,029</b> | <b>544,328</b>                                | <b>15,488,857</b> |
| <b>Total Holland City *(excludes REZ)</b>    | <b>476,717,107</b> | <b>2,799,049</b>    | <b>2,599,085</b>            | <b>861,842</b>                                 | <b>356,921</b>    | <b>2,188,563</b> | <b>0</b> | <b>56,062</b>        | <b>2,877,944</b>    | <b>6,567,111</b>    | <b>44,574</b>       | <b>0</b>        | <b>1,147,447</b> | <b>308,264</b>                   | <b>0</b>            | <b>2,460,767</b> | <b>858,614</b>                                | <b>23,126,243</b> |
| <b>Holland City Ren. Zone Hamilton Sch</b>   |                    |                     |                             |  |                   |                  |          |                      |                     |                     |                     |                 |                  |                                  |                     |                  |   |                   |
| <b>0</b>                                     |                    |                     |                             |  |                   |                  |          |                      |                     |                     |                     |                 |                  |                                  |                     |                  |   |                   |
| <b>Holland City Ren. Zone Holland Sch</b>    |                    |                     |                             |  |                   |                  |          |                      |                     |                     |                     |                 |                  |                                  |                     |                  |   |                   |
| <b>0</b>                                     |                    |                     |                             |  |                   |                  |          |                      |                     |                     |                     |                 |                  |                                  |                     |                  |   |                   |
| <b>Otsego City</b>                           |                    |                     |                             |  |                   |                  |          |                      |                     |                     |                     |                 |                  |                                  |                     |                  |   |                   |
| <b>03020 Otsego Schools</b>                  |                    |                     |                             |  |                   |                  |          |                      |                     |                     |                     |                 |                  |                                  |                     |                  |   |                   |
| PRE  | 71,875,326         | 431,252             | 0                           |  | 0                 | 610,222          | 0        | 10,063               | 338,993             | 801,065             | 432,733             | 0               | 69,554           | 38,094                           |                     | 371,013          | 129,455                                       | 3,232,444         |
| Ind personal exempt form 6 mills SET         | 0                  |                     |                             |  |                   | 0                | 0        | 0                    | 0                   | 0                   | 0                   | 0               | 0                | 0                                | 0                   | 0                | 0   | 0                 |
| Com. Personal Exempt from 12 mills sch op    | 268,100            | 1,609               | 0                           | 1,412  | 0                 | 2,276            | 0        | 38                   | 1,264               | 2,988               | 1,614               | 0               | 259              | 142                              | 0                   | 1,384            | 483   | 13,469            |
| NON-PRE                                      | 37,897,304         | 227,384             | 654,388                     |  | 0                 | 321,748          | 0        | 5,306                | 178,739             | 422,373             | 228,165             | 0               | 36,673           | 20,086                           | 0                   | 195,622          | 68,257  | 2,358,741         |
| <b>Otsego Schools Total</b>                  | <b>110,040,730</b> | <b>660,245</b>      | <b>654,388</b>              | <b>1,412</b>                                   | <b>0</b>          | <b>934,246</b>   | <b>0</b> | <b>15,407</b>        | <b>518,996</b>      | <b>1,226,426</b>    | <b>662,512</b>      | <b>0</b>        | <b>106,486</b>   | <b>58,322</b>                    | <b>0</b>            | <b>568,019</b>   | <b>198,195</b>                                | <b>5,604,654</b>  |
| <b>Total Otsego City</b>                     | <b>110,040,730</b> | <b>660,245</b>      | <b>654,388</b>              | <b>1,412</b>                                   | <b>0</b>          | <b>934,246</b>   | <b>0</b> | <b>15,407</b>        | <b>518,996</b>      | <b>1,226,426</b>    | <b>662,512</b>      | <b>0</b>        | <b>106,486</b>   | <b>58,322</b>                    | <b>0</b>            | <b>568,019</b>   | <b>198,195</b>                                | <b>5,604,654</b>  |
| <b>Plainwell City</b>                        |                    |                     |                             |  |                   |                  |          |                      |                     |                     |                     |                 |                  |                                  |                     |                  |   |                   |
| <b>03010 Plainwell Schools</b>               |                    |                     |                             |  |                   |                  |          |                      |                     |                     |                     |                 |                  |                                  |                     |                  |   |                   |
| PRE  | 60,822,844         | 364,937             | 0                           |  | 0                 | 641,681          | 0        | 8,515                | 286,865             | 869,098             | 79,070              | 0               | 89,221           | 45,009                           |                     | 313,961          | 109,548                                       | 2,807,905         |
| Ind personal exempt form 6 mills SET         | 739,900            |                     |                             |  |                   | 7,806            | 0        | 104                  | 3,490               | 10,572              | 962                 | 0               | 1,085            | 548                              | 0                   | 3,819            | 1,333   | 29,719            |
| Com. Personal Exempt from 12 mills sch op    | 1,896,100          | 11,377              | 0                           | 11,377   | 0                 | 20,004           | 0        | 265                  | 8,943               | 27,093              | 2,465               | 0               | 2,781            | 1,403                            | 0                   | 9,787            | 3,415   | 98,910            |
| NON-PRE                                      | 39,853,250         | 239,120             | 717,359                     |  | 0                 | 420,452          | 0        | 5,579                | 187,964             | 569,463             | 51,809              | 0               | 58,461           | 29,491                           | 0                   | 205,718          | 71,780  | 2,557,196         |
| <b>Plainwell Schools Total</b>               | <b>103,312,094</b> | <b>615,434</b>      | <b>717,359</b>              | <b>11,377</b>                                  | <b>0</b>          | <b>1,089,943</b> | <b>0</b> | <b>14,463</b>        | <b>487,262</b>      | <b>1,476,226</b>    | <b>134,306</b>      | <b>0</b>        | <b>151,548</b>   | <b>76,451</b>                    | <b>0</b>            | <b>533,285</b>   | <b>186,076</b>                                | <b>5,493,730</b>  |
| <b>Total Plainwell City</b>                  | <b>103,312,094</b> | <b>615,434</b>      | <b>717,359</b>              | <b>11,377</b>                                  | <b>0</b>          | <b>1,089,943</b> | <b>0</b> | <b>14,463</b>        | <b>487,262</b>      | <b>1,476,226</b>    | <b>134,306</b>      | <b>0</b>        | <b>151,548</b>   | <b>76,451</b>                    | <b>0</b>            | <b>533,285</b>   | <b>186,076</b>                                | <b>5,493,730</b>  |
| <b>Saugatuck City</b>                        |                    |                     |                             |  |                   |                  |          |                      |                     |                     |                     |                 |                  |                                  |                     |                  |   |                   |
| <b>03080 Saugatuck Schools</b>               |                    |                     |                             |  |                   |                  |          |                      |                     |                     |                     |                 |                  |                                  |                     |                  |   |                   |
| PRE  | 75,015,178         | 450,091             | 0                           |  | 56,261            | 258,802          | 0        | 8,822                | 452,867             | 810,389             | 133,317             | 105,021         | 71,009           | 21,754                           | 265,533             | 387,221          | 135,110                                       | 3,156,197         |
| Ind personal exempt form 6 mills SET         | 0                  |                     |                             |  |                   | 0                | 0        | 0                    | 0                   | 0                   | 0                   | 0               | 0                | 0                                | 0                   | 0                | 0   | 0                 |
| Com. Personal Exempt from 12 mills sch op    | 960,400            | 5,762               | 0                           | 5,762  | 720               | 3,313            | 0        | 113                  | 5,798               | 10,375              | 1,707               | 1,345           | 909              | 279                              | 0                   | 4,957            | 1,730   | 42,770            |
| NON-PRE                                      | 133,960,015        | 803,760             | 2,411,280                   |  | 100,470           | 462,162          | 0        | 15,754               | 808,717             | 1,447,170           | 238,074             | 187,544         | 126,807          | 38,848                           | 0                   | 691,488          | 241,275                                       | 7,573,349         |
| <b>Saugatuck Schools Total</b>               | <b>209,935,593</b> | <b>1,259,613</b>    | <b>2,411,280</b>            | <b>5,762</b>                                   | <b>157,451</b>    | <b>724,277</b>   | <b>0</b> | <b>24,689</b>        | <b>1,267,382</b>    | <b>2,267,934</b>    | <b>373,098</b>      | <b>293,910</b>  | <b>198,725</b>   | <b>60,881</b>                    | <b>265,533</b>      | <b>1,083,666</b> | <b>378,115</b>                                | <b>10,772,316</b> |
| <b>Total Saugatuck City</b>                  | <b>209,935,593</b> | <b>1,259,613</b>    | <b>2,411,280</b>            | <b>5,762</b>                                   | <b>157,451</b>    | <b>724,277</b>   | <b>0</b> | <b>24,689</b>        | <b>1,267,382</b>    | <b>2,267,934</b>    | <b>373,098</b>      | <b>293,910</b>  | <b>198,725</b>   | <b>60,881</b>                    | <b>265,533</b>      | <b>1,083,666</b> | <b>378,115</b>                                | <b>10,772,316</b> |

**2023 ALLEGAN COUNTY  
TABULATION OF ESTIMATED TAX DOLLARS  
BY ASSESSING UNIT, SCHOOL DISTRICT, HOMESTEAD AND NON-HOMESTEAD**

| UNITS   | TOTAL TAXABLE        | K-12 SCHOOLS        |                             |  |                   |                  | COLLEGE           | INTERMEDIATE SCHOOLS |                     | TWP/CITIES/VILLAGES |                     |                 | AUTHORITIES    |                                   | AD VALOREM SPECIALS | COUNTY           |   | TOTAL LEVY        |                     |
|---|----------------------|---------------------|-----------------------------|--|-------------------|------------------|-------------------|----------------------|---------------------|---------------------|---------------------|-----------------|----------------|-----------------------------------|---------------------|------------------|---|-------------------|---------------------|
|   |                      | STATE EDUCATION TAX | NON-PRINCIPAL RESIDENCE TAX | COMMERCIAL PERSONAL PARTIAL SCH. OPERATING TAX | EXTRA VOTED TAXES | DEBT             |                   | LMCC / GRCC          | ALLOCATED OPERATING | VOTED OPERATING     | ALLOCATED / CHARTER | VOTED OPERATING | DEBT           | LIBRARY/ POOL/FIRE/T RANSIT VOTED |                     | DEBT             | UNIT-WIDE SPECIAL ASSMNTS REAL PROP. ONLY |                   | ALLOCATED OPERATING |
| <b>South Haven City</b>                         |                      |                     |                             |  |                   |                  |                   |                      |                     |                     |                     |                 |                |                                   |                     |                  |   |                   |                     |
| <b>80010 South Haven Schools</b>                |                      |                     |                             |  |                   |                  |                   |                      |                     |                     |                     |                 |                |                                   |                     |                  |   |                   |                     |
| *PRE  | 1,548,803            | 9,293               | 0                           |  | 0                 | 6,970            | 3,509             | 217                  | 10,335              | 15,173              | 8,860               | 0               | 0              | 0                                 |                     | 7,995            | 2,790                                     | 65,142            |                     |
| Ind personal exempt form 6 mills SET            | 0                    |                     |                             |  |                   | 0                | 0                 | 0                    | 0                   | 0                   | 0                   | 0               | 0              | 0                                 | 0                   | 0                | 0   | 0                 |                     |
| Com. Personal Exempt from 12 mills sch op       | 0                    | 0                   | 0                           | 0  | 0                 | 0                | 0                 | 0                    | 0                   | 0                   | 0                   | 0               | 0              | 0                                 | 0                   | 0                | 0   | 0                 |                     |
| *NON-PRE  | 2,951,156            | 17,707              | 53,121                      |  | 0                 | 13,280           | 6,686             | 413                  | 19,694              | 28,911              | 16,882              | 0               | 0              | 0                                 |                     | 15,234           | 5,315                                     | 177,243           |                     |
| <b>South Haven Schools Total</b>                | <b>4,499,959</b>     | <b>27,000</b>       | <b>53,121</b>               |  | <b>0</b>          | <b>20,250</b>    | <b>10,195</b>     | <b>630</b>           | <b>30,029</b>       | <b>44,084</b>       | <b>25,742</b>       | <b>0</b>        | <b>0</b>       | <b>0</b>                          | <b>0</b>            | <b>23,229</b>    | <b>8,105</b>                              | <b>242,385</b>    |                     |
| <b>Total South Haven City</b>                   | <b>4,499,959</b>     | <b>27,000</b>       | <b>53,121</b>               |  | <b>0</b>          | <b>20,250</b>    | <b>10,195</b>     | <b>630</b>           | <b>30,029</b>       | <b>44,084</b>       | <b>25,742</b>       | <b>0</b>        | <b>0</b>       | <b>0</b>                          | <b>0</b>            | <b>23,229</b>    | <b>8,105</b>                              | <b>242,385</b>    |                     |
| <b>Wayland City</b>                             |                      |                     |                             |  |                   |                  |                   |                      |                     |                     |                     |                 |                |                                   |                     |                  |   |                   |                     |
| <b>03040 Wayland Schools</b>                    |                      |                     |                             |  |                   |                  |                   |                      |                     |                     |                     |                 |                |                                   |                     |                  |   |                   |                     |
| PRE   | 65,905,967           | 395,436             | 0                           |  | 0                 | 553,610          | 0                 | 9,227                | 310,839             | 1,078,268           | 0                   | 0               | 89,046         | 0                                 |                     | 340,200          | 118,703                                   | 2,895,329         |                     |
| Ind personal exempt form 6 mills SET            | 1,075,500            |                     |                             |  |                   | 9,034            | 0                 | 151                  | 5,072               | 17,596              | 0                   | 0               | 1,453          | 0                                 | 0                   | 5,552            | 1,937                                     | 40,795            |                     |
| Com. Personal Exempt from 12 mills sch op       | 5,076,400            | 30,458              | 0                           | 30,458   | 0                 | 42,642           | 0                 | 711                  | 23,942              | 83,053              | 0                   | 0               | 6,859          | 0                                 | 0                   | 26,204           | 9,143                                     | 253,470           |                     |
| NON-PRE   | 75,171,100           | 451,027             | 1,353,080                   |  | 0                 | 631,437          | 0                 | 10,524               | 354,537             | 1,229,852           | 0                   | 0               | 101,564        | 0                                 | 0                   | 388,026          | 135,391                                   | 4,655,438         |                     |
| <b>Wayland Schools Total</b>                    | <b>147,228,967</b>   | <b>876,921</b>      | <b>1,353,080</b>            |  | <b>30,458</b>     | <b>1,236,723</b> | <b>0</b>          | <b>20,613</b>        | <b>694,390</b>      | <b>2,408,769</b>    | <b>0</b>            | <b>0</b>        | <b>198,922</b> | <b>0</b>                          | <b>0</b>            | <b>759,982</b>   | <b>265,174</b>                            | <b>7,845,032</b>  |                     |
| <b>Total Wayland City</b>                       | <b>147,228,967</b>   | <b>876,921</b>      | <b>1,353,080</b>            |  | <b>30,458</b>     | <b>1,236,723</b> | <b>0</b>          | <b>20,613</b>        | <b>694,390</b>      | <b>2,408,769</b>    | <b>0</b>            | <b>0</b>        | <b>198,922</b> | <b>0</b>                          | <b>0</b>            | <b>759,982</b>   | <b>265,174</b>                            | <b>7,845,032</b>  |                     |
| <b>City of the Village of Douglas</b>           |                      |                     |                             |  |                   |                  |                   |                      |                     |                     |                     |                 |                |                                   |                     |                  |   |                   |                     |
| <b>03080 Saugatuck Schools</b>                  |                      |                     |                             |  |                   |                  |                   |                      |                     |                     |                     |                 |                |                                   |                     |                  |   |                   |                     |
| PRE   | 90,801,352           | 544,808             | 0                           |  | 68,101            | 313,265          | 0                 | 10,678               | 548,168             | 1,187,845           | 0                   | 0               | 85,953         | 26,332                            | 0                   | 468,707          | 163,542                                   | 3,417,399         |                     |
| Ind personal exempt form 6 mills SET            | 0                    |                     |                             |  | 0                 | 0                | 0                 | 0                    | 0                   | 0                   | 0                   | 0               | 0              | 0                                 | 0                   | 0                | 0   | 0                 |                     |
| Com. Personal Exempt from 12 mills sch op       | 584,400              | 3,506               | 0                           | 3,506  | 438               | 2,016            | 0                 | 69                   | 3,528               | 7,645               | 0                   | 0               | 553            | 169                               | 0                   | 3,017            | 1,053                                     | 25,500            |                     |
| NON-PRE   | 130,402,107          | 782,413             | 2,347,238                   |  | 97,802            | 449,887          | 0                 | 15,335               | 787,238             | 1,705,894           | 0                   | 0               | 123,439        | 37,817                            | 11,250              | 673,123          | 234,867                                   | 7,266,303         |                     |
| <b>Saugatuck Schools Total</b>                  | <b>221,787,859</b>   | <b>1,330,727</b>    | <b>2,347,238</b>            |  | <b>3,506</b>      | <b>166,341</b>   | <b>765,168</b>    | <b>0</b>             | <b>26,082</b>       | <b>1,338,934</b>    | <b>2,901,384</b>    | <b>0</b>        | <b>0</b>       | <b>209,945</b>                    | <b>64,318</b>       | <b>11,250</b>    | <b>1,144,847</b>                          | <b>399,462</b>    | <b>10,709,202</b>   |
| <b>Total City of the Village of Douglas</b>     | <b>221,787,859</b>   | <b>1,330,727</b>    | <b>2,347,238</b>            |  | <b>3,506</b>      | <b>166,341</b>   | <b>765,168</b>    | <b>0</b>             | <b>26,082</b>       | <b>1,338,934</b>    | <b>2,901,384</b>    | <b>0</b>        | <b>0</b>       | <b>209,945</b>                    | <b>64,318</b>       | <b>11,250</b>    | <b>1,144,847</b>                          | <b>399,462</b>    | <b>10,709,202</b>   |
| <i>Village Levies Only</i>                      |                      |                     |                             |  |                   |                  |                   |                      |                     |                     |                     |                 |                |                                   |                     |                  |   |                   |                     |
| Hopkins Village Levies Only                     | 14,040,541           |                     |                             |  |                   |                  |                   |                      |                     | 76,222              | 24,143              | 0               | 0              | 0                                 |                     |                  |   | 100,365           |                     |
| Martin Village Levies Only                      | 11,386,954           |                     |                             |  |                   |                  |                   |                      |                     | 98,780              | 0                   | 0               | 0              | 0                                 |                     |                  |   | 98,780            |                     |
| <b>VILLAGE TOTALS</b>                           | <b>25,427,495</b>    | <b>0</b>            | <b>0</b>                    |  | <b>0</b>          | <b>0</b>         | <b>0</b>          | <b>0</b>             | <b>0</b>            | <b>175,002</b>      | <b>24,143</b>       | <b>0</b>        | <b>0</b>       | <b>0</b>                          | <b>0</b>            | <b>0</b>         | <b>0</b>                                  | <b>199,145</b>    |                     |
| <b>COUNTY TOTAL *excluding REZ &amp; senior</b> | <b>6,367,188,047</b> | <b>37,314,556</b>   | <b>36,925,344</b>           |  | <b>1,273,018</b>  | <b>2,213,259</b> | <b>41,502,838</b> | <b>939,921</b>       | <b>825,563</b>      | <b>34,288,836</b>   | <b>#####</b>        | <b>#####</b>    | <b>293,910</b> | <b>5,894,001</b>                  | <b>1,235,265</b>    | <b>1,817,530</b> | <b>32,866,792</b>                         | <b>11,467,938</b> | <b>254,170,852</b>  |

\*( REZ value )

**2023 ALLEGAN COUNTY  
SCHOOL TAX DOLLARS BY DISTRICT ( excluding REZ)**

| DISTRICT/UNIT                             | STATE<br>EDUCATION<br>TAX | NON-<br>PRINCIPAL<br>RESIDENCE<br>TAX | COMMERCIAL<br>PERSONAL | EXTRA VOTED<br>TAXES | DEBT             | TOTAL LEVY        |
|---|---------------------------|---------------------------------------|------------------------|----------------------|------------------|-------------------|
| <b>03030 ALLEGAN SCHOOLS</b>              |                           |                                       |                        |                      |                  |                   |
| Allegan Township                          | 1,111,259                 | 876,397                               | 6,337                  | 0                    | 1,606,614        | 3,600,607         |
| Cheshire Township                         | 386,636                   | 389,521                               | 960                    | 0                    | 551,290          | 1,328,407         |
| Heath Township                            | 190,147                   | 126,644                               | 58                     | 0                    | 270,821          | 587,670           |
| Lee Township                              | 776                       | 535                                   | 0                      | 0                    | 1,104            | 2,415             |
| Monterey Township                         | 191,938                   | 128,802                               | 81                     | 0                    | 273,482          | 594,303           |
| Otsego Township                           | 67,571                    | 23,921                                | 524                    | 0                    | 96,123           | 188,139           |
| Trowbridge Township                       | 538,406                   | 415,735                               | 4,388                  | 0                    | 768,539          | 1,727,068         |
| Valley Township                           | 621,433                   | 507,041                               | 774                    | 0                    | 884,018          | 2,013,266         |
| Watson Township                           | 36,095                    | 5,024                                 | 0                      | 0                    | 51,346           | 92,465            |
| Allegan City                              | 513,529                   | 1,460,792                             | 26,543                 | 0                    | 1,261,044        | 3,261,908         |
| <b>03030 SCHOOL TOTALS</b>                | <b>3,657,790</b>          | <b>3,934,412</b>                      | <b>39,665</b>          | <b>0</b>             | <b>5,764,381</b> | <b>13,396,248</b> |
| <b>80090 BLOOMINGDALE SCHOOLS</b>         |                           |                                       |                        |                      |                  |                   |
| Casco Township                            | 11,537                    | 20,195                                | 0                      | 0                    | 14,806           | 46,538            |
| Cheshire Township                         | 95,954                    | 101,177                               | 6                      | 0                    | 123,140          | 320,277           |
| Lee Township                              | 553,292                   | 690,166                               | 118,744                | 0                    | 710,290          | 2,072,492         |
| <b>80090 SCHOOL TOTALS</b>                | <b>660,783</b>            | <b>811,538</b>                        | <b>118,750</b>         | <b>0</b>             | <b>848,236</b>   | <b>2,439,307</b>  |
| <b>41040 BYRON CENTER SCHOOLS</b>         |                           |                                       |                        |                      |                  |                   |
| Dorr Township                             | 712                       | 0                                     | 0                      | 115                  | 1,226            | 2,053             |
| <b>41040 SCHOOL TOTALS</b>                | <b>712</b>                | <b>0</b>                              | <b>0</b>               | <b>115</b>           | <b>1,226</b>     | <b>2,053</b>      |
| <b>41050 CALEDONIA SCHOOLS</b>            |                           |                                       |                        |                      |                  |                   |
| Leighton Township                         | 817,989                   | 370,791                               | 0                      | 0                    | 954,321          | 2,143,101         |
| <b>41050 SCHOOL TOTALS</b>                | <b>817,989</b>            | <b>370,791</b>                        | <b>0</b>               | <b>0</b>             | <b>954,321</b>   | <b>2,143,101</b>  |
| <b>08010 DELTON-KELLOGG SCHOOLS</b>       |                           |                                       |                        |                      |                  |                   |
| Gun Plain Township                        | 2,754                     | 1,487                                 | 0                      | 0                    | 2,249            | 6,490             |
| <b>08010 SCHOOL TOTALS</b>                | <b>2,754</b>              | <b>1,487</b>                          | <b>0</b>               | <b>0</b>             | <b>2,249</b>     | <b>6,490</b>      |
| <b>03050 FENNVILLE SCHOOLS</b>            |                           |                                       |                        |                      |                  |                   |
| Casco Township                            | 73,552                    | 53,859                                | 0                      | 5,989                | 82,133           | 215,533           |
| Clyde Township                            | 443,031                   | 522,127                               | 1,524                  | 36,070               | 494,718          | 1,497,471         |
| Ganges Township                           | 1,246,547                 | 1,765,166                             | 3,837                  | 101,490              | 1,391,978        | 4,509,018         |
| Lee Township                              | 52,590                    | 84,023                                | 0                      | 4,281                | 58,725           | 199,619           |
| Manlius Township                          | 329,358                   | 181,391                               | 166                    | 26,816               | 367,784          | 905,515           |
| Saugatuck Township                        | 614,450                   | 738,623                               | 457                    | 50,026               | 686,136          | 2,089,692         |
| Valley Township                           | 14,766                    | 24,408                                | 60                     | 1,202                | 16,488           | 56,924            |
| Fennville City                            | 169,810                   | 248,794                               | 5,413                  | 13,826               | 189,621          | 627,464           |
| <b>03050 SCHOOL TOTALS</b>                | <b>2,944,104</b>          | <b>3,618,391</b>                      | <b>11,457</b>          | <b>239,700</b>       | <b>3,287,583</b> | <b>10,101,236</b> |
| <b>03440 GLENN SCHOOLS</b>                |                           |                                       |                        |                      |                  |                   |
| Casco Township                            | 0                         | 0                                     | 0                      | 0                    | 0                | 0                 |
| Ganges Township                           | 380,993                   | 709,825                               | 344                    | 0                    | 55,876           | 1,147,038         |
| <b>03440 SCHOOL TOTALS</b>                | <b>380,993</b>            | <b>709,825</b>                        | <b>344</b>             | <b>0</b>             | <b>55,876</b>    | <b>1,147,038</b>  |
| <b>80110 GOBLES SCHOOLS</b>               |                           |                                       |                        |                      |                  |                   |
| Trowbridge Township                       | 753                       | 16                                    | 0                      | 641                  | 741              | 2,151             |
| <b>80110 SCHOOL TOTALS</b>                | <b>753</b>                | <b>16</b>                             | <b>0</b>               | <b>641</b>           | <b>741</b>       | <b>2,151</b>      |
| <b>03100 HAMILTON SCHOOLS (excl. REZ)</b> |                           |                                       |                        |                      |                  |                   |
| Filmore Township                          | 881,412                   | 682,881                               | 15,506                 | 0                    | 639,864          | 2,219,663         |
| Heath Township                            | 886,077                   | 533,223                               | 7,847                  | 0                    | 754,167          | 2,181,314         |
| Laketown Township                         | 1,130,574                 | 569,810                               | 74                     | 0                    | 823,377          | 2,523,835         |
| Manlius Township                          | 521,365                   | 215,129                               | 644                    | 0                    | 377,989          | 1,115,127         |
| Monterey Township                         | 63,649                    | 37,330                                | 1,333                  | 0                    | 46,146           | 148,458           |
| Overisel Township                         | 849,271                   | 427,421                               | 1,476                  | 0                    | 790,623          | 2,068,791         |
| Salem Township                            | 568,871                   | 435,267                               | 3,569                  | 0                    | 412,431          | 1,420,138         |
| Saugatuck Township                        | 45,439                    | 50,815                                | 0                      | 0                    | 32,943           | 129,197           |
| Holland City (excl. REZ)                  | 987,113                   | 43,447                                | 823,778                | 0                    | 759,063          | 2,613,401         |
| <b>03100 SCHOOL TOTALS</b>                | <b>5,933,771</b>          | <b>2,995,323</b>                      | <b>854,227</b>         | <b>0</b>             | <b>4,636,603</b> | <b>14,419,924</b> |



**2023 ALLEGAN COUNTY  
SCHOOL TAX DOLLARS BY DISTRICT ( excluding REZ)**

| DISTRICT/UNIT                             | STATE<br>EDUCATION<br>TAX | NON-<br>PRINCIPAL<br>RESIDENCE<br>TAX | COMMERCIAL<br>PERSONAL | EXTRA VOTED<br>TAXES | DEBT              | TOTAL LEVY         |
|---|---------------------------|---------------------------------------|------------------------|----------------------|-------------------|--------------------|
| <b>70020 HOLLAND SCHOOLS</b>              |                           |                                       |                        |                      |                   |                    |
| Laketown Township                         | 1,287,328                 | 1,305,730                             | 1,451                  | 253,583              | 1,014,844         | 3,862,936          |
| Holland City                              | 1,811,936                 | 2,555,638                             | 38,064                 | 356,921              | 1,429,500         | 6,192,059          |
| <b>70020 SCHOOL TOTALS</b>                | <b>3,099,264</b>          | <b>3,861,368</b>                      | <b>39,515</b>          | <b>610,504</b>       | <b>2,444,344</b>  | <b>10,054,995</b>  |
| <b>03070 HOPKINS SCHOOLS</b>              |                           |                                       |                        |                      |                   |                    |
| Allegan Township                          | 1,804                     | 0                                     | 0                      | 465                  | 3,110             | 5,379              |
| Dorr Township                             | 545,063                   | 128,723                               | 1,567                  | 140,353              | 939,323           | 1,755,029          |
| Hopkins Township                          | 522,786                   | 227,317                               | 2,711                  | 134,617              | 900,935           | 1,788,366          |
| Monterey Township                         | 395,424                   | 183,015                               | 0                      | 101,822              | 690,595           | 1,370,856          |
| Salem Township                            | 700,996                   | 463,601                               | 6,776                  | 180,506              | 1,208,051         | 2,559,930          |
| Watson Township                           | 118,563                   | 48,933                                | 1,255                  | 30,530               | 204,325           | 403,606            |
| <b>03070 SCHOOL TOTALS</b>                | <b>2,284,636</b>          | <b>1,051,589</b>                      | <b>12,309</b>          | <b>588,293</b>       | <b>3,946,339</b>  | <b>7,883,166</b>   |
| <b>70190 HUDSONVILLE SCHOOLS</b>          |                           |                                       |                        |                      |                   |                    |
| Salem Township                            | 15,242                    | 3,465                                 | 0                      | 2,541                | 17,783            | 39,031             |
| <b>70190 SCHOOL TOTALS</b>                | <b>15,242</b>             | <b>3,465</b>                          | <b>0</b>               | <b>2,541</b>         | <b>17,783</b>     | <b>39,031</b>      |
| <b>03060 MARTIN SCHOOLS</b>               |                           |                                       |                        |                      |                   |                    |
| Gun Plain Township                        | 58,980                    | 18,035                                | 0                      | 0                    | 68,810            | 145,825            |
| Hopkins Township                          | 4,355                     | 135                                   | 0                      | 0                    | 5,082             | 9,572              |
| Martin Township                           | 661,366                   | 404,347                               | 1,211                  | 0                    | 773,427           | 1,840,351          |
| Otsego Township                           | 6,017                     | 1,793                                 | 0                      | 0                    | 7,019             | 14,829             |
| Watson Township                           | 332,709                   | 233,947                               | 2,609                  | 0                    | 388,161           | 957,426            |
| <b>03060 SCHOOL TOTALS</b>                | <b>1,063,427</b>          | <b>658,257</b>                        | <b>3,820</b>           | <b>0</b>             | <b>1,242,499</b>  | <b>2,968,003</b>   |
| <b>03020 OTSEGO SCHOOLS (excl.REZ)</b>    |                           |                                       |                        |                      |                   |                    |
| Otsego Township                           | 1,193,129                 | 911,444                               | 23,566                 | 0                    | 1,693,715         | 3,821,854          |
| Trowbridge Township                       | 45,387                    | 19,310                                | 0                      | 0                    | 64,222            | 128,919            |
| Watson Township                           | 4,305                     | 12,388                                | 0                      | 0                    | 6,091             | 22,784             |
| Otsego City (exc.REZ)                     | 660,245                   | 654,388                               | 1,412                  | 0                    | 934,246           | 2,250,291          |
| <b>03020 SCHOOL TOTALS</b>                | <b>1,903,066</b>          | <b>1,597,530</b>                      | <b>24,978</b>          | <b>0</b>             | <b>2,698,274</b>  | <b>6,223,848</b>   |
| <b>03026 OTSEGO SCH-MARTIN DEBT</b>       |                           |                                       |                        |                      |                   |                    |
| Otsego Township                           | 1,338                     | 1,184                                 | 0                      | 0                    | 1,561             | 4,083              |
| <b>03026 SCHOOL TOTALS</b>                | <b>1,338</b>              | <b>1,184</b>                          | <b>0</b>               | <b>0</b>             | <b>1,561</b>      | <b>4,083</b>       |
| <b>03010 PLAINWELL SCHOOLS (excl.REZ)</b> |                           |                                       |                        |                      |                   |                    |
| Gun Plain Township                        | 1,565,488                 | 1,261,349                             | 14,380                 | 0                    | 2,753,249         | 5,594,466          |
| Martin Township                           | 16,913                    | 5,000                                 | 0                      | 0                    | 29,738            | 51,651             |
| Otsego Township                           | 94,901                    | 101,623                               | 6,377                  | 0                    | 166,869           | 369,770            |
| Plainwell City (excl.REZ)                 | 615,434                   | 717,359                               | 11,377                 | 0                    | 1,089,943         | 2,434,113          |
| <b>03010 SCHOOL TOTALS</b>                | <b>2,292,736</b>          | <b>2,085,331</b>                      | <b>32,134</b>          | <b>0</b>             | <b>4,039,799</b>  | <b>8,450,000</b>   |
| <b>03080 SAUGATUCK SCHOOLS</b>            |                           |                                       |                        |                      |                   |                    |
| Laketown Township                         | 828,639                   | 852,364                               | 576                    | 103,580              | 476,467           | 2,261,626          |
| Saugatuck Township                        | 1,961,871                 | 2,558,587                             | 5,527                  | 245,234              | 1,128,076         | 5,899,295          |
| Saugatuck City                            | 1,259,613                 | 2,411,280                             | 5,762                  | 157,451              | 724,277           | 4,558,383          |
| City of the Village of Douglas            | 1,330,727                 | 2,347,238                             | 3,506                  | 166,341              | 765,168           | 4,612,980          |
| <b>03080 SCHOOL TOTALS</b>                | <b>5,380,850</b>          | <b>8,169,469</b>                      | <b>15,371</b>          | <b>672,606</b>       | <b>3,093,988</b>  | <b>17,332,284</b>  |
| <b>80010 SOUTH HAVEN SCHOOLS</b>          |                           |                                       |                        |                      |                   |                    |
| Casco Township                            | 1,735,617                 | 2,929,289                             | 1,477                  | 0                    | 1,301,712         | 5,968,095          |
| South Haven City                          | 27,000                    | 53,121                                | 0                      | 0                    | 20,250            | 100,371            |
| <b>80010 SCHOOL TOTALS</b>                | <b>1,762,617</b>          | <b>2,982,410</b>                      | <b>1,477</b>           | <b>0</b>             | <b>1,321,962</b>  | <b>6,068,466</b>   |
| <b>08050 THORNAPPLE-KELLOGG SCHOOLS</b>   |                           |                                       |                        |                      |                   |                    |
| Leighton Township                         | 135,760                   | 120,341                               | 13                     | 0                    | 220,662           | 476,776            |
| Wayland Township                          | 7,809                     | 4,627                                 | 0                      | 0                    | 12,560            | 24,996             |
| <b>08050 SCHOOL TOTALS</b>                | <b>143,569</b>            | <b>124,968</b>                        | <b>13</b>              | <b>0</b>             | <b>233,222</b>    | <b>501,772</b>     |
| <b>03040 WAYLAND SCHOOLS (excl. REZ)</b>  |                           |                                       |                        |                      |                   |                    |
| Dorr Township (excl. REZ)                 | 1,452,654                 | 842,149                               | 52,349                 | 0                    | 2,038,328         | 4,385,480          |
| Hopkins Township                          | 141,661                   | 99,791                                | 1,332                  | 0                    | 198,325           | 441,109            |
| Leighton Township (excl. REZ)             | 1,109,681                 | 809,286                               | 22,997                 | 0                    | 1,557,839         | 3,499,803          |
| Wayland Township                          | 986,522                   | 732,508                               | 10,150                 | 0                    | 1,383,073         | 3,112,253          |
| Wayland City                              | 876,921                   | 1,353,080                             | 30,458                 | 0                    | 1,236,723         | 3,497,182          |
| <b>03040 SCHOOL TOTALS</b>                | <b>4,567,439</b>          | <b>3,836,814</b>                      | <b>117,286</b>         | <b>0</b>             | <b>6,414,288</b>  | <b>14,935,827</b>  |
| <b>70350 ZEELAND SCHOOLS</b>              |                           |                                       |                        |                      |                   |                    |
| Fillmore Township                         | 75,908                    | 16,364                                | 0                      | 18,727               | 94,252            | 205,251            |
| Overisel Township                         | 174,514                   | 60,541                                | 1,672                  | 43,053               | 216,688           | 496,468            |
| Salem Township                            | 150,301                   | 34,271                                | 0                      | 37,079               | 186,623           | 408,274            |
| <b>70350 SCHOOL TOTALS</b>                | <b>400,723</b>            | <b>111,176</b>                        | <b>1,672</b>           | <b>98,859</b>        | <b>497,563</b>    | <b>1,109,993</b>   |
| <b>GRAND TOTALS</b>                       | <b>37,314,556</b>         | <b>36,925,344</b>                     | <b>1,273,018</b>       | <b>2,213,259</b>     | <b>41,502,838</b> | <b>119,229,016</b> |

**2023 ALLEGAN COUNTY**  
**INTERMEDIATE SCHOOL & COMMUNITY COLLEGE**  
**TAX DOLLARS BY DISTRICT (excludes \*REZ)**

| DISTRICT                                       | ALLOCATED/<br>OPERATING | VOTED<br>OPERATING | TOTAL LEVY        |
|--|-------------------------|--------------------|-------------------|
| <b>ALLEGAN AREA EDUCATIONAL SERVICE AGENCY</b> |                         |                    |                   |
| 03030 ALLEGAN SCHOOLS                          | 94,547                  | 3,185,255          | 3,279,802         |
| 03050 FENNVILLE SCHOOLS                        | 67,400                  | 2,270,555          | 2,337,955         |
| 03440 GLENN SCHOOLS                            | 8,889                   | 299,466            | 308,355           |
| 03070 HOPKINS SCHOOLS                          | 53,432                  | 1,800,050          | 1,853,482         |
| 03060 MARTIN SCHOOLS                           | 24,851                  | 837,159            | 862,010           |
| 03020 OTSEGO SCHOOLS (excl.REZ)                | 44,528                  | 1,500,007          | 1,544,535         |
| 03010 PLAINWELL SCHOOLS (excl.REZ)             | 53,608                  | 1,806,001          | 1,859,609         |
| 03040 WAYLAND SCHOOLS (excl. REZ)              | 106,905                 | 3,601,468          | 3,708,373         |
| <b>ALLEGAN TOTALS</b>                          | <b>454,160</b>          | <b>15,299,961</b>  | <b>15,754,121</b> |
| <b>BARRY INTERMEDIATE</b>                      |                         |                    |                   |
| 08010 DELTON-KELLOGG SCHOOLS                   | 52                      | 966                | 1,018             |
| <b>BARRY TOTALS</b>                            | <b>52</b>               | <b>966</b>         | <b>1,018</b>      |
| <b>KENT INTERMEDIATE</b>                       |                         |                    |                   |
| 41040 BYRON CENTER SCHOOLS                     | 10                      | 636                | 646               |
| 41050 CALEDONIA SCHOOLS                        | 11,670                  | 730,614            | 742,284           |
| 08050 THORNAPPLE-KELLOGG SCHOOLS               | 2,068                   | 129,520            | 131,588           |
| <b>KENT TOTALS</b>                             | <b>13,748</b>           | <b>860,770</b>     | <b>874,517</b>    |
| <b>OTTAWA INTERMEDIATE</b>                     |                         |                    |                   |
| 70020 HOLLAND SCHOOLS                          | 60,772                  | 3,119,770          | 3,180,542         |
| 03100 HAMILTON SCHOOLS (excl. REZ)             | 125,349                 | 6,434,756          | 6,560,105         |
| 70190 HUDSONVILLE SCHOOLS                      | 299                     | 15,336             | 15,635            |
| 03080 SAUGATUCK SCHOOLS                        | 105,464                 | 5,414,035          | 5,519,499         |
| 70350 ZEELAND SCHOOLS                          | 7,855                   | 403,194            | 411,049           |
| <b>OTTAWA TOTALS</b>                           | <b>299,739</b>          | <b>15,387,091</b>  | <b>15,686,830</b> |
| <b>VAN BUREN INTERMEDIATE</b>                  |                         |                    |                   |
| 80090 BLOOMINGDALE SCHOOLS                     | 15,423                  | 735,124            | 750,547           |
| 80110 GOBLES SCHOOLS                           | 17                      | 838                | 855               |
| 80010 SOUTH HAVEN SCHOOLS                      | 23,413                  | 1,116,014          | 1,139,427         |
| <b>VAN BUREN TOTALS</b>                        | <b>38,853</b>           | <b>1,851,976</b>   | <b>1,890,829</b>  |
| <b>INTERMEDIATE SCHOOLS TOTALS</b>             | <b>806,552</b>          | <b>33,400,764</b>  | <b>34,207,315</b> |
| <b>GRAND RAPIDS COMM. COLLEGE</b>              |                         |                    |                   |
| 41040 BYRON CENTER SCHOOLS                     | 203                     |                    | 203               |
| 41050 CALEDONIA SCHOOLS                        | 232,922                 |                    | 232,922           |
| 08050 THORNAPPLE-KELLOGG SCHOOLS               | 41,290                  |                    | 41,290            |
| <b>GRAND RAPIDS COMM. COLLEGE TOTAL</b>        | <b>274,415</b>          |                    | <b>274,415</b>    |
| <b>LAKE MICHIGAN COMM. COLLEGE</b>             |                         |                    |                   |
| 80010 SOUTH HAVEN SCHOOLS                      | 378,862                 |                    | 378,862           |
| <b>LAKE MICHIGAN COMM. COLLEGE TOTAL</b>       | <b>378,862</b>          | <b>0</b>           | <b>378,862</b>    |
| <b>COMMUNITY COLLEGE TOTALS</b>                | <b>653,277</b>          | <b>0</b>           | <b>653,277</b>    |
| <b>GRAND TOTAL</b>                             | <b>1,459,828</b>        | <b>33,400,764</b>  | <b>34,860,592</b> |

**2023 ALLEGAN COUNTY**  
**LIBRARIES - AUTHORITIES and AD VALOREM SPECIAL ASSESSMENTS**  
**TAX DOLLARS BY DISTRICT (excludes \*REZ)**

| DISTRICT   | TOTAL<br>OPERATING | DEBT             | TOTAL LEVY       |
|--|--------------------|------------------|------------------|
| <b>LIBRARIES</b>                                   |                    |                  |                  |
| ALLEGAN DISTRICT LIBRARY                           | 1,164,756          | 0                | 1,164,756        |
| HENIKA DISTRICT LIBRARY (less REZ)                 | 432,407            | 64,318           | 496,725          |
| OTSEGO PUBLIC DISTRICT LIBRARY                     | 326,925            | 179,054          | 505,979          |
| RANSOM DISTRICT LIBRARY                            | 549,460            | 277,183          | 826,643          |
| SAUGATUCK-DOUGLAS DISTRICT LIBRARY                 | 387,954            | 251,918          | 639,872          |
| FENNVILLE DISTRICT LIBRARY                         | 379,037            | 0                | 379,037          |
| HOPKINS DISTRICT LIBRARY                           | 115,117            | 0                | 115,117          |
| <b>TOTAL LIBRARIES</b>                             | <b>3,355,656</b>   | <b>772,473</b>   | <b>4,128,129</b> |
| <b>AUTHORITIES</b>                                 |                    |                  |                  |
| HOLLAND AREA COMMUNITY SWIMMING POOL AUTHOF        | 657,054            | 705,097          | 1,362,151        |
| INTERURBAN TRANSIT AUTHORITY                       | 434,342            | 0                | 434,342          |
| MACATAWA AREA EXPRESS (MAX)                        | 188,446            | 0                | 188,446          |
| <b>TOTAL AUTHORITIES</b>                           | <b>1,279,842</b>   | <b>705,097</b>   | <b>1,984,939</b> |
| <b>AD VALORIM SPECIAL ASSESSMENTS</b>              |                    |                  |                  |
| SAUGATUCK SPECIAL ASSESSMENT FIRE DISTRICT         | 53,348             | 0                | 53,348           |
| LEE TOWNSHIP SPECIAL ASSESSMENT FIRE DISTRICT      | 20,485             | 0                | 20,485           |
| WATSON SPECIAL ASSESSMENT FIRE DISTRICT            | 53,348             | 0                | 53,348           |
| <b>TOTAL UNIT-WIDE AD VALOREM SPECIAL ASSESMEN</b> | <b>\$127,180</b>   | <b>\$0</b>       | <b>\$127,180</b> |
| <b>GRAND TOTAL</b>                                 | <b>4,762,678</b>   | <b>1,477,570</b> | <b>6,240,248</b> |

**ALLEGAN COUNTY DRAINS**  
**At Large and Description**  
**2023**

| GU            | Drain Name                | Levy       | GU                            | Drain Name                    | Levy                  |                  |                 |
|---------------|---------------------------|------------|-------------------------------|-------------------------------|-----------------------|------------------|-----------------|
| Allegan Twp   | Dumont Lake Level Control | 3,446.42   |                               |                               |                       |                  |                 |
|               | Miner Lake Level Control  | 33,102.94  |                               |                               |                       |                  |                 |
|               | Trowbridge-Cheshire       | 7,156.41   |                               |                               |                       |                  |                 |
|               |                           | 43,705.77  |                               |                               |                       |                  |                 |
| Casco Twp     | Casco                     | 94,275.84  | City of Holland               | Ottogan Intercounty           | 831.78                |                  |                 |
|               | Crow & Black              | 7,762.78   |                               | South Branch No. 5            | 424.62                |                  |                 |
|               | Flora No. 2               | 6,273.92   |                               | 1,256.40                      |                       |                  |                 |
|               | Glenn Shores              | 10,708.96  | City of Otsego                | Gun River Intercounty         | 381.06                |                  |                 |
|               | North Shore               | 62,364.53  |                               |                               |                       |                  |                 |
|               | Scott Creek               | 3,898.05   | City of Plainwell             | Gun River Intercounty         | 2,623.17              |                  |                 |
|               | Sunset Shores             | 16,331.00  |                               |                               |                       |                  |                 |
|               |                           |            | 201,615.08                    |                               |                       |                  |                 |
| Cheshire Twp  | Aldsworth                 | 13,746.08  | City of Saugatuck             | Warnock & Ext                 | 149.61                |                  |                 |
|               | Cheshire #6               | 850.00     |                               |                               | 149.61                |                  |                 |
|               | Cheshire #12              | 4,667.98   | City of Douglas               | Jager Crane                   | 22,346.67             |                  |                 |
|               | Heywood                   | 5,896.02   |                               | Warnock & Ext                 | 59,873.06             |                  |                 |
|               | Hodgman                   | 15,603.78  |                               |                               | 82,219.73             |                  |                 |
|               | Rowe                      | 1,282.00   |                               |                               |                       |                  |                 |
|               | Spring Brook              | 6,314.41   | <b>GRAND TOTAL CITIES</b>     |                               |                       | <b>86,629.97</b> |                 |
|               | Taylor                    | 3,027.70   |                               |                               |                       |                  |                 |
|               | Tobey                     | 6,637.18   |                               |                               |                       |                  |                 |
|               | Trowbridge-Cheshire       | 4,705.59   |                               |                               |                       |                  |                 |
|               | Weeks                     | 6,055.40   |                               |                               |                       |                  |                 |
|               |                           |            | 68,786.14                     | Martin Village                | Gun River Intercounty | 703.59           |                 |
|               |                           |            |                               | Hopkins Village               | Brown                 | 95.96            |                 |
|               |                           |            |                               | Hopkins Station               | 12,758.88             |                  |                 |
|               |                           |            |                               |                               | 12,854.84             |                  |                 |
|               |                           |            | <b>GRAND TOTAL VILLAGES</b>   |                               |                       | <b>13,558.43</b> |                 |
| Clyde Twp     | Severens                  | 45,687.39  |                               |                               |                       |                  |                 |
|               | Scott Creek               | 1,800.26   |                               |                               |                       |                  |                 |
|               |                           | 47,487.65  |                               |                               |                       |                  |                 |
| Dorr Twp      | Byron-Dorr Intercounty    | 45,466.64  | State Highway                 | Buskirk                       | 582.72                |                  |                 |
|               | Cooke Farms               | 2,780.84   |                               | Byron Dorr Intercounty        | 400.68                |                  |                 |
|               | Gilbert-Wademan           | 40.00      |                               | Emerson Lake                  | 55.46                 |                  |                 |
|               | Engle                     | 4,073.43   |                               | Gudith                        | 2,849.80              |                  |                 |
|               | Hidden Forest             | 46,948.00  |                               | Gun River Extension           | 781.22                |                  |                 |
|               | Kay Drive                 | 22,637.59  |                               | Pierce & Extension            | 293.71                |                  |                 |
|               | Pine Hills                | 1,157.08   |                               | South Branch No. 5            | 97.38                 |                  |                 |
|               | South & Extension         | 8,719.93   |                               |                               | 5,060.97              |                  |                 |
|               | Sunny View Estates        | 9,797.68   |                               | <b>GRAND TOTALS STATE HWY</b> |                       |                  | <b>5,060.97</b> |
|               | Wolf Levett Bauer         | 7,187.34   |                               |                               |                       |                  |                 |
|               |                           |            |                               | 148,808.53                    |                       |                  |                 |
| Fillmore Twp  | Neerken's Plat            | 12,984.04  | CSX Railroad                  | Lee                           | 1,083.65              |                  |                 |
|               | South Branch #5           | 19,611.09  |                               | Severens                      | 326.42                |                  |                 |
|               |                           | 32,595.13  |                               | South Branch No. 5            | 132.03                |                  |                 |
|               |                           |            |                               |                               | 1,542.10              |                  |                 |
| Ganges Twp    | Beaver Dam                | 13,072.44  | Grand Elk                     | Buskirk                       | 29.65                 |                  |                 |
|               | Bennett                   | 7,919.74   |                               | Pierce & Extension            | 51.95                 |                  |                 |
|               | Bowles                    | 6,269.08   |                               | Selkirk Lake                  | 2,300.15              |                  |                 |
|               | Cottage Owners            | 63,471.87  |                               | 2,381.75                      |                       |                  |                 |
|               | Gardiner                  | 25,227.80  |                               |                               |                       |                  |                 |
|               | Miller-McKeown            | 15,205.78  | Norfolk Southern              | Gun River Intercounty         | 153.32                |                  |                 |
|               | Recreation                | 11,561.70  |                               |                               |                       |                  |                 |
|               | Scott Creek               | 1,245.94   |                               |                               |                       |                  |                 |
|               | Walker                    | 9,183.47   |                               |                               |                       |                  |                 |
|               | Walker                    | 13,376.02  |                               |                               |                       |                  |                 |
|               |                           | 166,533.84 |                               |                               |                       |                  |                 |
| Gun Plain Twp | Gun River Intercounty     | 22,658.34  | CHS                           |                               | 0                     |                  |                 |
|               | Sutherland                | 5,354.34   |                               |                               |                       |                  |                 |
|               |                           | 28,012.68  | <b>GRAND TOTALS RAILROADS</b> |                               |                       | <b>4,077.17</b>  |                 |

**ALLEGAN COUNTY DRAINS**  
At Large and Description  
2023

| GU           | Drain Name                | Levy       | GU                           | Drain Name              | Levy     |
|--------------|---------------------------|------------|------------------------------|-------------------------|----------|
| Heath Twp    | Riverledge Site Condo     | 2,399.62   | County Roads                 | Aldsworth               | 2,469.00 |
|              | Woodridge Estates         | 789.20     |                              | Beaver Dam              | 570.56   |
|              |                           | 3,188.82   |                              | Bennett                 | 428.26   |
| Hopkins Twp  | Brown                     | 3,430.79   |                              | Berens                  | 234.46   |
|              | Buskirk                   | 17,554.52  |                              | Big Lake                | 2,049.54 |
|              | Hopkins Station           | 107.29     |                              | Black Creek Intercounty | 1,432.82 |
|              | Pierce & Extension        | 6,671.45   |                              | Bowles                  | 244.92   |
|              | Ring & Perkins - P        | 5,696.66   |                              | Brown                   | 185.10   |
|              | Ring & Perkins - M        | 4,161.92   |                              | Bucknell                | 165.42   |
|              | Spring Run                | 4,744.84   |                              | Buskirk                 | 0        |
|              | Thompson                  | 1,838.84   |                              | Byron-Dorr Intercounty  | 3,512.50 |
|              |                           | 44,206.31  |                              | Casco                   | 9,431.58 |
| Laketown Twp | Kelly Lake Intercounty    | 46,711.41  |                              | Cheshire #12            | 230.02   |
|              | Kelly Lake Intercounty    | 32,554.80  |                              | Chestog                 | 859.00   |
|              | Ottogan Intercounty       | 13,870.44  |                              | Cooke Farms             | 541.16   |
|              | Tibbe                     | 7,376.48   |                              | Cottage Owners          | 3,623.14 |
|              |                           | 100,513.13 |                              | Crow & Black Ext.       | 590.22   |
| Lee Twp      | Flora No. 2               | 12,907.75  |                              | Emerson Lake            | 173.56   |
|              | Lee                       | 26,027.20  |                              | Engle                   | 206.10   |
|              | Scott Creek               | 15,574.17  |                              | Fisher                  | 45.48    |
|              | Spring Brook              | 6,674.13   |                              | Gardiner                | 943.20   |
|              |                           | 61,183.25  | Gilbert Wademan              | 279.38                  |          |
| Leighton Twp | Byron-Dorr Intercounty    | 3,481.65   | Glenn Shores                 | 1,754.04                |          |
|              | Fisher                    | 1,351.51   | Green Lake Ridge             | 1,653.72                |          |
|              | Gilbert-Wademan           | 5,981.62   | Gudith                       | 1,180.74                |          |
|              | Green Lake Ridge          | 5,329.28   | Gun River Intercounty        | 3,986.40                |          |
|              | Hanna                     | 1,338.58   | Hanna                        | 58.42                   |          |
|              | Hinkley                   | 4,247.48   | Hersey                       | 106.22                  |          |
|              | Klopfenstein Intercounty  | 1,161.77   | Heywood                      | 202.98                  |          |
|              | Tollenaar                 | 8,985.64   | Hinkley                      | 232.52                  |          |
|              |                           | 31,877.53  | Hodgman                      | 490.22                  |          |
| Manlius Twp  | South Branch No 5         | 464.61     | Hubbard & Stratton           | 24.38                   |          |
|              | voss                      | 5,695.62   | Kelly Lake Intercounty       | 3,445.20                |          |
|              |                           | 6,160.23   | Klopfenstein Intercounty     | 197.02                  |          |
| Martin Twp   | Gun River Intercounty     | 25,187.55  | Lakeshore #2                 | 21,840.42               |          |
|              | North Town Line           | 20,069.45  | Miller-McKeown               | 1,044.22                |          |
|              | Selkirk Lake              | 4,625.44   | Neerken's Plat               | 0                       |          |
|              | Sutherland                | 2,449.84   | North Town Line              | 1,289.42                |          |
|              |                           | 52,332.28  | Osgood Lake                  | 190.44                  |          |
| Monterey Twp | Dumont Lake Level Control | 6,031.21   | Ottogan Intercounty-Petition | 676.77                  |          |
|              | Hopkins Station           | 517.19     | Pierce & Extension           | 446.50                  |          |
|              |                           | 6,548.40   | Pine Creek Lake              | 0                       |          |
| Otsego Twp   | Gun River Intercounty     | 2,128.04   | Pine Hills                   | 188.92                  |          |
|              | Hubbard & Stratton        | 1,795.62   | Ring & Perkins - M           | 100.60                  |          |
|              | Pine Creek Lake Level     | 10,000.00  | Riverledge Site Condo        | 241.38                  |          |
|              | Southpointe Trails        | 8,488.26   | Rowe                         | 0                       |          |
|              |                           | 22,411.92  | Scott Creek                  | 1,308.58                |          |
| Overisel Twp | Black Creek Intercounty   | 15,056.01  | Section #20 Interceptor      | 1,203.56                |          |
|              | South Branch No 5         | 2,401.75   | South & Extension            | 244.92                  |          |
|              |                           | 17,457.76  | South Branch No. 5           | 1,093.52                |          |
| Salem Twp    | Berens                    | 6,460.54   | Southpointe Trails           | 848.74                  |          |
|              | Black Creek Intercounty   | 25,455.67  | Spring Brook                 | 523.46                  |          |
|              | Boyd Intercounty          | 19,753.75  | Spring Run                   | 456.74                  |          |
|              | Byron-Dorr Intercounty    | 21,461.53  | Sunny View Estates           | 890.32                  |          |
|              | Chestog                   | 22,109.00  | Sutherland                   | 266.82                  |          |
|              | Schumaker                 | 46,260.45  | Taylor                       | 184.30                  |          |
|              | Secluded Acres            | 17,800.05  | Thompson                     | 58.16                   |          |
|              |                           | 159,300.99 |                              |                         |          |

**ALLEGAN COUNTY DRAINS**  
**At Large and Description**  
**2023**

| GU                           | Drain Name              | Levy                | GU                        | Drain Name                | Levy                |
|------------------------------|-------------------------|---------------------|---------------------------|---------------------------|---------------------|
| Saugatuck Twp                | Gudith                  | 22,805.46           | County Roads              | Tibbe                     | 476.52              |
|                              | Jager Crane             | 1,056.76            |                           | Timber Ridge Bay          | 921.92              |
|                              | Lakeshore #2            | 134,766.58          |                           | Tobey                     | 196.82              |
|                              | Section #20 Interceptor | 11,682.44           |                           | Tollenaar                 | 376.36              |
|                              | Warnock & Ext.          | 14,577.54           |                           | Trowbridge-Cheshire       | 1,088.83            |
|                              | <b>184,888.78</b>       | Voss                |                           | 271.38                    |                     |
| Trowbridge Twp               | Emerson Lake            | 6,550.98            |                           | Walker                    | 1,080.87            |
|                              | Osgood Lake             | 5,061.56            |                           | Weeks                     | 763.96              |
|                              | Trowbridge-Cheshire     | 8,240.16            |                           | Wolf Levett Bauer         | 562.66              |
|                              | <b>19,852.70</b>        | Woodridge Estates   |                           | 10.80                     |                     |
| Valley Twp                   | Aldsworth               | 4,829.92            |                           | <b>GRAND TOTALS ROADS</b> |                     |
|                              | Trowbridge-Cheshire     | 1,502.35            |                           |                           |                     |
|                              | Weeks                   | 1,544.64            | <b>GRAND TOTAL DRAINS</b> |                           | <b>1,835,119.94</b> |
|                              | <b>7,876.91</b>         |                     |                           |                           |                     |
| Watson Twp                   | Big Lake                | 38,368.54           |                           |                           |                     |
|                              | Brown                   | 1,086.15            |                           |                           |                     |
|                              | Gun River Intercounty   | 413.06              |                           |                           |                     |
|                              | Spring Run              | 2,989.42            |                           |                           |                     |
|                              | Timber Ridge Bay        | 3,168.08            |                           |                           |                     |
|                              | <b>46,025.25</b>        |                     |                           |                           |                     |
| Wayland Twp                  | Bucknell                | 1,184.57            |                           |                           |                     |
|                              | Buskirk                 | 6,311.80            |                           |                           |                     |
|                              | Cuddy Intercounty       | 32,006.81           |                           |                           |                     |
|                              | Gun River Intercounty   | 13,995.25           |                           |                           |                     |
|                              | Hersey                  | 1,593.78            |                           |                           |                     |
|                              | North Town Line         | 11,120.13           |                           |                           |                     |
|                              | Pierce & Extension      | 3,426.79            |                           |                           |                     |
|                              | Selkirk Lake            | 74,390.00           |                           |                           |                     |
|                              | <b>144,029.13</b>       |                     |                           |                           |                     |
| <b>GRAND TOTAL TOWNSHIPS</b> |                         | <b>1,645,398.21</b> |                           |                           |                     |

**DEPARTMENT OF TREASURY**

**STATE TAX COMMISSION**

**Apportionment Report from State of Michigan eFile**

**STATEMENT SHOWING TAXABLE VALUATIONS AND MILLS APPORTIONED BY THE COUNTY**

**BOARD OF COMMISSIONERS OF ALLEGAN COUNTY FOR THE YEAR 2023**

**FORM L-4402**

2023 ALLEGAN COUNTY L-4402  
COUNTY AND LOCAL UNITS

| County Name   | Taxable Value    | County Allocated Rate / SET | Est. County Allocated / SET Tax Dollars | Total County Extra Voted Operating Rate | Est. County EV Oper. Tax Dollars | Total County Debt Rate | Est. County Debt Tax Dollars | Total Est. County Tax Dollars | Total RenZone Taxable Value |
|---------------|------------------|-----------------------------|---|---|----------------------------------|------------------------|------------------------------|-------------------------------|-----------------------------|
| Allegan       | \$ 6,348,903,370 | 5.1619                      | \$ 32,772,404                           | 1.8011                                  | \$ 11,435,010                    | 0.0000                 | \$ -                         | \$ 44,207,414                 | \$ 18,284,677               |
| STATE ED. TAX | \$ 6,269,734,470 | 6.0000                      | \$ 37,618,407                           | 0.0000                                  | \$ -                             | 0.0000                 | \$ -                         | \$ -                          | \$ -                        |

| Local Unit Name<br>Townships<br>Cities<br>Villages<br>Listed Alphabetically | Taxable Value  | Total Allocated / Charter Rate | Est. Local Allocated / Charter Tax Dollars | Total Other Extra Voted / General Law Operating Rate | Est. Local EV / GL Oper. Tax Dollars | Total Debt Rate | Est. Local Debt Tax Dollars | Total Est. Local Tax Dollars | Total RenZone Taxable Value |
|---|----------------|--------------------------------|--|--|--------------------------------------|-----------------|-----------------------------|------------------------------|-----------------------------|
| Allegan Township  | \$ 188,532,392 | 1.0483                         | \$ 197,639                                 | 3.7195   | \$ 701,246                           | 0.0000          | \$ -                        | \$ 898,885                   | \$ -                        |
| Casco Township  | \$ 303,450,887 | 1.0471                         | \$ 317,743                                 | 5.4177   | \$ 1,644,006                         | 0.0000          | \$ -                        | \$ 1,961,749                 | \$ -                        |
| Cheshire Township   | \$ 80,581,627  | 1.0359                         | \$ 83,475                                  | 4.9940   | \$ 402,425                           | 0.0000          | \$ -                        | \$ 485,899                   | \$ -                        |
| Clyde Township  | \$ 73,838,587  | 1.2204                         | \$ 90,113                                  | 4.3251   | \$ 319,359                           | 0.0000          | \$ -                        | \$ 409,472                   | \$ -                        |
| Dorr Township   | \$ 333,620,424 | 0.7198                         | \$ 240,140                                 | 3.9467   | \$ 1,316,700                         | 0.0000          | \$ -                        | \$ 1,556,840                 | \$ -                        |
| Fillmore Township   | \$ 159,746,280 | 1.0599                         | \$ 169,315                                 | 5.8907   | \$ 941,017                           | 0.0000          | \$ -                        | \$ 1,110,332                 | \$ -                        |
| Ganges Township   | \$ 271,252,288 | 0.4839                         | \$ 131,259                                 | 3.2440   | \$ 879,942                           | 0.0000          | \$ -                        | \$ 1,011,201                 | \$ -                        |
| Gun Plain Township  | \$ 271,260,257 | 2.6208                         | \$ 710,919                                 | 1.9223   | \$ 521,444                           | 0.0000          | \$ -                        | \$ 1,232,362                 | \$ -                        |
| Heath Township  | \$ 205,101,344 | 1.0487                         | \$ 215,090                                 | 4.4107   | \$ 904,641                           | 0.0000          | \$ -                        | \$ 1,119,730                 | \$ -                        |
| Hopkins Township  | \$ 111,466,941 | 1.0462                         | \$ 116,617                                 | 2.9119   | \$ 324,581                           | 0.0000          | \$ -                        | \$ 441,197                   | \$ -                        |
| Laketown Township   | \$ 541,943,175 | 1.0000                         | \$ 541,943                                 | 2.9756   | \$ 1,612,606                         | 0.0000          | \$ -                        | \$ 2,154,549                 | \$ -                        |
| Lee Township  | \$ 101,139,768 | 1.0265                         | \$ 103,820                                 | 3.3558   | \$ 339,405                           | 0.0000          | \$ -                        | \$ 443,225                   | \$ -                        |
| Leighton Township   | \$ 344,655,117 | 1.0463                         | \$ 360,613                                 | 3.4586   | \$ 1,192,024                         | 0.0000          | \$ -                        | \$ 1,552,637                 | \$ -                        |
| Manlius Township  | \$ 141,787,203 | 0.7394                         | \$ 104,837                                 | 5.2079   | \$ 738,414                           | 0.0000          | \$ -                        | \$ 843,251                   | \$ -                        |
| Martin Township   | \$ 113,308,235 | 1.0603                         | \$ 120,141                                 | 5.6931   | \$ 645,075                           | 0.0000          | \$ -                        | \$ 765,216                   | \$ -                        |
| Monterey Township   | \$ 109,438,021 | 1.0408                         | \$ 113,903                                 | 4.8546   | \$ 531,278                           | 0.0000          | \$ -                        | \$ 645,181                   | \$ -                        |
| Otsego Township   | \$ 227,799,775 | 1.0643                         | \$ 242,447                                 | 2.2500   | \$ 512,549                           | 0.0000          | \$ -                        | \$ 754,997                   | \$ -                        |
| Overisel Township   | \$ 210,838,273 | 0.7600                         | \$ 160,237                                 | 6.6500   | \$ 1,402,075                         | 0.0000          | \$ -                        | \$ 1,562,312                 | \$ -                        |
| Salem Township  | \$ 239,235,005 | 1.0700                         | \$ 255,981                                 | 5.8836   | \$ 1,407,563                         | 0.0000          | \$ -                        | \$ 1,663,545                 | \$ -                        |
| Saugatuck Township  | \$ 436,960,064 | 1.0281                         | \$ 449,239                                 | 2.5936   | \$ 1,133,300                         | 0.0000          | \$ -                        | \$ 1,582,538                 | \$ -                        |
| Trowbridge Township   | \$ 97,732,381  | 1.0360                         | \$ 101,251                                 | 3.4683   | \$ 338,965                           | 0.0000          | \$ -                        | \$ 440,216                   | \$ -                        |
| Valley Township   | \$ 106,033,014 | 1.0327                         | \$ 109,500                                 | 3.9122   | \$ 414,822                           | 0.0000          | \$ -                        | \$ 524,323                   | \$ -                        |
| Watson Township   | \$ 81,945,338  | 0.9470                         | \$ 77,602                                  | 2.4087   | \$ 197,382                           | 0.0000          | \$ -                        | \$ 274,984                   | \$ -                        |
| Wayland Township  | \$ 165,953,067 | 1.0567                         | \$ 175,363                                 | 0.0000   | \$ -                                 | 0.0000          | \$ -                        | \$ 175,363                   | \$ -                        |
| Allegan City  | \$ 147,744,594 | 16.4884                        | \$ 2,436,072                               | 0.0000   | \$ -                                 | 0.0000          | \$ -                        | \$ 2,436,072                 | \$ -                        |
| Fennville City  | \$ 28,301,681  | 11.2770                        | \$ 319,158                                 | 0.9170   | \$ 25,953                            | 0.0000          | \$ -                        | \$ 345,111                   | \$ -                        |
| Holland City  | \$ 458,432,430 | 13.7757                        | \$ 6,315,228                               | 0.0935   | \$ 42,863                            | 0.0000          | \$ -                        | \$ 6,358,091                 | \$ 18,284,677               |
| Otsego City   | \$ 110,040,730 | 11.1452                        | \$ 1,226,426                               | 6.0206   | \$ 662,511                           | 0.0000          | \$ -                        | \$ 1,888,937                 | \$ -                        |
| Plainwell City  | \$ 103,312,094 | 14.2890                        | \$ 1,476,227                               | 1.3000   | \$ 134,306                           | 0.0000          | \$ -                        | \$ 1,610,532                 | \$ -                        |
| Wayland City  | \$ 147,228,967 | 16.3607                        | \$ 2,408,769                               | 0.0000   | \$ -                                 | 0.0000          | \$ -                        | \$ 2,408,769                 | \$ -                        |
| Saugatuck City  | \$ 209,935,593 | 10.8030                        | \$ 2,267,934                               | 1.7772   | \$ 373,098                           | 1.4000          | \$ 293,910                  | \$ 2,934,942                 | \$ -                        |
| South Haven City  | \$ 4,499,959   | 9.7964                         | \$ 44,083                                  | 5.7204   | \$ 25,742                            | 0.0000          | \$ -                        | \$ 69,825                    | \$ -                        |
| Village of Douglas City   | \$ 221,787,859 | 13.0818                        | \$ 2,901,384                               | 0.0000   | \$ -                                 | 0.0000          | \$ -                        | \$ 2,901,384                 | \$ -                        |
| Hopkins Village   | \$ 15,215,043  | 5.4287                         | \$ 82,598                                  | 1.7195   | \$ 26,162                            | 0.0000          | \$ -                        | \$ 108,760                   | \$ -                        |
| Martin Village  | \$ 12,107,537  | 8.6748                         | \$ 105,030                                 | 0.0000   | \$ -                                 | 0.0000          | \$ -                        | \$ 105,030                   | \$ -                        |



2023 ALLEGAN COUNTY L-4402  
AUTHORITIES

| Authority<br>(Dist. Libraries, DDAs, Transit,<br>Metro, Fire, etc.) | Taxable Value  | Total<br>Operating<br>Rate | Est. Authority<br>Oper.<br>Tax Dollars | Total Debt<br>Rate | Est. Authority Debt<br>Tax Dollars | Est. Total<br>Authority<br>Tax Dollars | Total<br>RenZone<br>Taxable Value |
|---|----------------|----------------------------|--|--------------------|------------------------------------|--|-----------------------------------|
| LIBRARY - ALLEGAN   | \$ 664,095,787 | 1.7539                     | \$ 1,164,758                           | 0.0000             | \$ -                               | \$ 1,164,758                           | \$ -                              |
| LIBRARY - FENNVILLE   | \$ 676,843,443 | 0.5600                     | \$ 379,032                             | 0.0000             | \$ -                               | \$ 379,032                             | \$ -                              |
| LIBRARY - HENIKA  | \$ 311,880,531 | 1.3511                     | \$ 421,382                             | 0.0000             | \$ -                               | \$ 421,382                             | \$ -                              |
| LIBRARY - HERRICK DIST. ALLEGAN CO.                                 | \$ 541,943,175 | 1.4091                     | \$ 763,652                             | 0.0000             | \$ -                               | \$ 763,652                             | \$ -                              |
| LIBRARY - HOPKINS   | \$ 208,925,113 | 0.5510                     | \$ 115,118                             | 0.0000             | \$ -                               | \$ 115,118                             | \$ -                              |
| LIBRARY - OTSEGO DIST. ALLEGAN CO.                                  | \$ 337,840,505 | 0.9677                     | \$ 326,928                             | 0.5300             | \$ 179,055                         | \$ 505,984                             | \$ -                              |
| LIBRARY - RANSOM ALLEGAN CO.  | \$ 374,572,351 | 1.4669                     | \$ 549,460                             | 0.7400             | \$ 277,184                         | \$ 826,644                             | \$ -                              |
| LIBRARY - SAUGATUCK/DOUGLAS   | \$ 868,683,516 | 0.4466                     | \$ 387,954                             | 0.2900             | \$ 251,918                         | \$ 639,872                             | \$ -                              |
| POOL - HOLLAND ALLEGAN CO.  | \$ 516,774,609 | 0.9505                     | \$ 491,194                             | 1.0200             | \$ 527,110                         | \$ 1,018,304                           | \$ -                              |
| TRANSIT - INTERURBAN ALLEGAN CO.                                    | \$ 868,683,516 | 0.5000                     | \$ 434,342                             | 0.0000             | \$ -                               | \$ 434,342                             | \$ -                              |
| TRANSIT - MACATAWA AREA EXPRESS (MAX) ALLEGAN CO.                   | \$ 458,432,430 | 0.3953                     | \$ 181,218                             | 0.0000             | \$ -                               | \$ 181,218                             | \$ 18,284,677                     |

2023 ALLEGAN COUNTY L-4402  
SCHOOLS

| Local K12 School District Name | Total Taxable Value | Total NonHomestead Taxable Value | Total Commercial Personal Taxable Value | HH / Supplemental Rate | Est. HH / Supplemental Tax Dollars | Non Homestead Operating Rate | Est. NH Operating Tax Dollars | Total Debt / Sinking Fund / Bldg Site Rate | Est. Debt / Sinking Fund / Bldg Site Tax Dollars | Total Recreational Rate | Est. Recreational Tax Dollars | Total Est. Local K12 School Tax Dollars | Total RenZone Taxable Value | Non Homestead Comm.Pers. Operating Rate |
|--------------------------------|---------------------|----------------------------------|---|------------------------|------------------------------------|------------------------------|-------------------------------|--|--|-------------------------|-------------------------------|---|-----------------------------|---|
| ALLEGAN PUBLIC SCHOOLS         | \$ 675,357,599      | \$ 218,578,504                   | \$ 6,610,900                            | 0.0000                 | \$ -                               | 18.0000                      | \$ 3,974,078                  | 8.5353                                     | \$ 5,764,380                                     | 0.0000                  | \$ -                          | \$ 9,738,458                            | \$ -                        | 6.0000                                  |
| BLOOMINGDALE PUBLIC SCH DIST   | \$ 110,160,580      | \$ 45,085,442                    | \$ 19,791,700                           | 0.0000                 | \$ -                               | 18.0000                      | \$ 930,288                    | 7.7000                                     | \$ 848,236                                       | 0.0000                  | \$ -                          | \$ 1,778,525                            | \$ -                        | 6.0000                                  |
| CALEDONIA COMMUNITY SCHOOLS    | \$ 136,331,455      | \$ 20,599,510                    | \$ -                                    | 0.0000                 | \$ -                               | 18.0000                      | \$ 370,791                    | 7.0000                                     | \$ 954,320                                       | 0.0000                  | \$ -                          | \$ 1,325,111                            | \$ -                        | 6.0000                                  |
| DELTON KELLOGG SCHOOL DIST     | \$ 458,850          | \$ 82,600                        | \$ -                                    | 0.0000                 | \$ -                               | 18.0000                      | \$ 1,487                      | 4.9000                                     | \$ 2,248   | 0.0000                  | \$ -                          | \$ 3,735                                | \$ -                        | 6.0000                                  |
| FENNVILLE PUBLIC SCHOOLS       | \$ 490,683,876      | \$ 201,021,786                   | \$ 1,909,600                            | 0.0000                 | \$ -                               | 18.0000                      | \$ 3,629,850                  | 6.7000                                     | \$ 3,287,582                                     | 0.4885                  | \$ 239,699                    | \$ 7,157,131                            | \$ -                        | 6.0000                                  |
| GANGES SCHOOL DISTRICT NO.4    | \$ 63,494,476       | \$ 39,434,723                    | \$ 57,400                               | 0.0000                 | \$ -                               | 18.0000                      | \$ 710,169                    | 0.8800                                     | \$ 55,875  | 0.0000                  | \$ -                          | \$ 766,045                              | \$ -                        | 6.0000                                  |
| GOBLES PUBLIC SCHOOL DIST      | \$ 125,598          | \$ 900                           | \$ -                                    | 0.0000                 | \$ -                               | 18.0000                      | \$ 16                         | 11.0000                                    | \$ 1,382   | 0.0000                  | \$ -                          | \$ 1,398                                | \$ -                        | 6.0000                                  |
| HAMILTON COMMUNITY SCHOOLS     | \$ 1,047,601,471    | \$ 284,590,003                   | \$ 13,468,200                           | 0.0000                 | \$ -                               | 18.0000                      | \$ 5,203,429                  | 4.3500                                     | \$ 4,636,605                                     | 0.0000                  | \$ -                          | \$ 9,840,034                            | \$ 18,284,677               | 6.0000                                  |
| HOLLAND CITY SCHOOL DISTRICT   | \$ 516,774,609      | \$ 214,485,646                   | \$ 6,585,800                            | 0.0000                 | \$ -                               | 18.0000                      | \$ 3,900,256                  | 5.9119                                     | \$ 3,055,120                                     | 0.0000                  | \$ -                          | \$ 6,955,376                            | \$ -                        | 6.0000                                  |
| HOPKINS PUBLIC SCHOOLS         | \$ 381,657,362      | \$ 58,421,656                    | \$ 2,051,500                            | 0.0000                 | \$ -                               | 18.0000                      | \$ 1,063,899                  | 11.8850                                    | \$ 4,535,998                                     | 0.0000                  | \$ -                          | \$ 5,599,897                            | \$ -                        | 6.0000                                  |
| HUDSONVILLE PUBLIC SCH DIST    | \$ 2,540,309        | \$ 192,522                       | \$ -                                    | 0.0000                 | \$ -                               | 18.0000                      | \$ 3,465                      | 8.0000                                     | \$ 20,322  | 0.0000                  | \$ -                          | \$ 23,788                               | \$ -                        | 6.0000                                  |
| MARTIN PUBLIC SCHOOLS          | \$ 177,499,501      | \$ 36,569,869                    | \$ 636,600                              | 0.0000                 | \$ -                               | 18.0000                      | \$ 662,077                    | 7.0000                                     | \$ 1,242,497                                     | 0.0000                  | \$ -                          | \$ 1,904,574                            | \$ -                        | 6.0000                                  |
| OTSEGO PUBLIC SCHOOLS          | \$ 317,817,873      | \$ 91,817,467                    | \$ 4,742,100                            | 0.0000                 | \$ -                               | 17.2674                      | \$ 1,610,427                  | 8.4900                                     | \$ 2,698,274                                     | 0.0000                  | \$ -                          | \$ 4,308,701                            | \$ -                        | 5.2674                                  |
| PLAINWELL COMMUNITY SCHOOLS    | \$ 382,919,310      | \$ 115,851,678                   | \$ 5,355,600                            | 0.0000                 | \$ -                               | 18.0000                      | \$ 2,117,464                  | 10.5500                                    | \$ 4,039,799                                     | 0.0000                  | \$ -                          | \$ 6,157,263                            | \$ -                        | 6.0000                                  |
| SAUGATUCK PUBLIC SCHOOLS       | \$ 896,808,492      | \$ 453,859,415                   | \$ 2,562,000                            | 0.0000                 | \$ -                               | 18.0000                      | \$ 8,184,841                  | 3.9500                                     | \$ 3,542,394                                     | 0.2500                  | \$ 224,202                    | \$ 11,951,437                           | \$ -                        | 6.0000                                  |
| SOUTH HAVEN PUBLIC SCHOOLS     | \$ 293,769,406      | \$ 165,689,455                   | \$ 246,200                              | 0.0000                 | \$ -                               | 18.0000                      | \$ 2,983,887                  | 4.5000                                     | \$ 1,321,962                                     | 0.0000                  | \$ -                          | \$ 4,305,850                            | \$ -                        | 6.0000                                  |
| THORNAPPLE KELLOGG SCH DIST    | \$ 24,168,111       | \$ 6,942,705                     | \$ 2,200                                | 0.0000                 | \$ -                               | 18.0000                      | \$ 124,982                    | 9.6500                                     | \$ 233,222                                       | 0.0000                  | \$ -                          | \$ 358,204                              | \$ -                        | 6.0000                                  |
| TR-HOPKINS to BYRON CENTER     | \$ 118,606          | \$ -                             | \$ -                                    | 0.0000                 | \$ -                               | 18.0000                      | \$ -                          | 11.3094                                    | \$ 1,341   | 0.0000                  | \$ -                          | \$ 1,341                                | \$ -                        | 6.0000                                  |
| TR-OTSEGO MARTIN DEBT          | \$ 222,999          | \$ 68,544                        | \$ -                                    | 0.0000                 | \$ -                               | 17.2674                      | \$ 1,184                      | 7.0000                                     | \$ 1,561   | 0.0000                  | \$ -                          | \$ 2,745                                | \$ -                        | 5.2674                                  |
| WAYLAND UNION SCHOOLS          | \$ 763,605,811      | \$ 213,156,347                   | \$ 19,547,800                           | 0.0000                 | \$ -                               | 18.0000                      | \$ 3,954,101                  | 8.4000                                     | \$ 6,414,289                                     | 0.0000                  | \$ -                          | \$ 10,368,390                           | \$ -                        | 6.0000                                  |
| ZEELAND PUBLIC SCHOOLS         | \$ 66,787,076       | \$ 6,176,407                     | \$ 278,700                              | 0.0000                 | \$ -                               | 18.0000                      | \$ 112,848                    | 8.4302                                     | \$ 563,028                                       | 0.5000                  | \$ 33,394                     | \$ 709,269                              | \$ -                        | 6.0000                                  |

2023 ALLEGAN COUNTY L-4402  
COMMUNITY COLLEGES AND INTERMEDIATE SCHOOL DISTRICTS

| Community College Name | Taxable Value  | Total Operating Rate | Est. Community College Oper. Tax Dollars | Total Debt Rate | Est. Community College Debt Tax Dollars | Est. Total Community College Tax Dollars | Total RenZone Taxable Value |
|------------------------|----------------|----------------------|--|-----------------|---|--|-----------------------------|
| GRAND RAPIDS CC        | \$ 160,618,172 | 1.7085               | \$ 274,416                               | 0.0000          | \$ -                                    | \$ 274,416                               | \$ -                        |
| LAKE MICHIGAN CC       | \$ 293,769,406 | 2.2654               | \$ 665,505                               | 0.0000          | \$ -                                    | \$ 665,505                               | \$ -                        |

| Intermediate School District Name | Taxable Value    | ISD Allocated Rate | Est. ISD Allocated Tax Dollars | ISD Total EV Operating Rate | Est. ISD EV Operating (Spec Ed/Voc/Enh) Tax Dollars | ISD Total Debt Rate | Est. ISD Debt Tax Dollars | Est. Total ISD Tax Dollars | Total RenZone Taxable Value |
|-----------------------------------|------------------|--------------------|--------------------------------|-----------------------------|---|---------------------|---------------------------|----------------------------|-----------------------------|
| ALLEGAN                           | \$ 3,253,258,807 | 0.1400             | \$ 455,456                     | 4.7164                      | \$ 15,343,670                                       | 0.0000              | \$ -                      | \$ 15,799,126              | \$ -                        |
| BARRY                             | \$ 458,850       | 0.1138             | \$ 52                          | 2.1063                      | \$ 966  | 0.0000              | \$ -                      | \$ 1,019                   | \$ -                        |
| KENT                              | \$ 160,618,172   | 0.0856             | \$ 13,749                      | 5.3591                      | \$ 860,769  | 0.0000              | \$ -                      | \$ 874,518                 | \$ -                        |
| OTTAWA                            | \$ 2,530,511,957 | 0.1176             | \$ 297,588                     | 6.0370                      | \$ 15,292,607                                       | 0.0000              | \$ -                      | \$ 15,590,195              | \$ 18,284,677               |
| VAN BUREN                         | \$ 404,055,584   | 0.1400             | \$ 56,568                      | 6.6732                      | \$ 2,696,344  | 0.0000              | \$ -                      | \$ 2,752,912               | \$ -                        |

2023 ALLEGAN COUNTY L-4402  
TOTAL RATES

| Township / City    | Village         | School Code | Local School District             | Total                             |                                | Total  |   |
|--------------------|-----------------|-------------|-----------------------------------|-----------------------------------|--------------------------------|--|---|
|                    |                 |             |                                   | Total Homestead Property Tax Rate | NonHomestead Property Tax Rate | Total Homestead Property Tax Rate w/Special Assmnt | NonHomestead Property Tax Rate w/Special Assmnt |
| Allegan Township   |                 | 03030       | Allegan Public Schools            | 32.8764                           | 50.8764                        | 32.8764  | 50.8764   |
|                    |                 | 03070       | Hopkins Public Schools            | 35.0232                           | 53.0232                        | 35.0232  | 53.0232   |
| Casco Township     |                 | 03050       | Fennville Public Schools          | 32.0327                           | 50.0327                        | 32.0327  | 50.0327   |
|                    |                 | 80010       | South Haven Public Schools        | 33.5664                           | 51.5664                        | 33.5664  | 51.5664   |
|                    |                 | 80090       | Bloomington Public Schools        | 34.5010                           | 52.5010                        | 34.5010  | 52.5010   |
| Cheshire Township  |                 | 03030       | Allegan Public Schools            | 34.1385                           | 52.1385                        | 34.1385  | 52.1385   |
|                    |                 | 80090       | Bloomington Public Schools        | 33.5061                           | 51.5061                        | 33.5061  | 51.5061   |
| Clyde Township     |                 | 03050       | Fennville Public Schools          | 31.1134                           | 49.1134                        | 31.1134  | 49.1134   |
| Dorr Township      |                 | 03040       | Wayland Union Schools             | 30.8859                           | 48.8859                        | 30.8859  | 48.8859   |
|                    |                 | 03070       | Hopkins Public Schools            | 34.3709                           | 52.3709                        | 34.3709  | 52.3709   |
|                    |                 | 41041       | TR-Byron Center Hopkins Debt      | 36.0921                           | 54.0921                        | 36.0921  | 54.0921   |
| Fillmore Township  |                 | 03100       | Hamilton Community Schools        | 30.4182                           | 48.4182                        | 30.4182  | 48.4182   |
|                    |                 | 70350       | Zeeland Public Schools            | 34.9984                           | 52.9984                        | 34.9984  | 52.9984   |
| Ganges Township    |                 | 03050       | Fennville Public Schools          | 29.2958                           | 47.2958                        | 29.2958  | 47.2958   |
|                    |                 | 03440       | Ganges Public Schools             | 22.9873                           | 40.9873                        | 22.9873  | 40.9873   |
| Gun Plain Township |                 | 03010       | Plainwell Community Schools       | 35.1194                           | 53.1194                        | 35.1194  | 53.1194   |
|                    |                 | 03060       | Martin Public Schools             | 31.5694                           | 49.5694                        | 31.5694  | 49.5694   |
|                    |                 | 08010       | Delton-Kellogg Public Schools     | 26.8331                           | 44.8331                        | 26.8331  | 44.8331   |
| Heath Township     |                 | 03030       | Allegan Public Schools            | 33.5680                           | 51.5680                        | 33.5680  | 51.5680   |
|                    |                 | 03100       | Hamilton Community Schools        | 28.9270                           | 46.9270                        | 28.9270  | 46.9270   |
| Hopkins Township   |                 | 03040       | Wayland Union Schools             | 30.7285                           | 48.7285                        | 30.7285  | 48.7285   |
|                    |                 | 03060       | Martin Public Schools             | 29.3285                           | 47.3285                        | 29.3285  | 47.3285   |
|                    |                 | 03070       | Hopkins Public Schools            | 34.2135                           | 52.2135                        | 34.2135  | 52.2135   |
| Hopkins Township   | Hopkins Village | 03070       | Hopkins Public Schools            | 41.3617                           | 59.3617                        | 41.3617  | 59.3617   |
| Laketown Township  |                 | 03080       | Saugatuck Public Schools          | 28.7023                           | 46.7023                        | 28.7023  | 46.7023   |
|                    |                 | 03100       | Hamilton Community Schools        | 28.8523                           | 46.8523                        | 28.8523  | 46.8523   |
|                    |                 | 70020       | Holland City School District      | 32.3847                           | 50.3847                        | 32.3847  | 50.3847   |
| Lee Township       |                 | 03030       | Allegan Public Schools            | 32.4909                           | 50.4909                        | 37.4909  | 55.4909   |
|                    |                 | 03050       | Fennville Public Schools          | 29.3902                           | 47.3902                        | 34.3902  | 52.3902   |
|                    |                 | 80090       | Bloomington Public Schools        | 31.8585                           | 49.8585                        | 36.8585  | 54.8585   |
| Leighton Township  |                 | 03040       | Wayland Union Schools             | 30.7243                           | 48.7243                        | 30.7243  | 48.7243   |
|                    |                 | 08050       | Thornapple-Kellogg Public Schools | 34.2711                           | 52.2711                        | 34.2711  | 52.2711   |
|                    |                 | 41050       | Caledonia Community Schools       | 31.6211                           | 49.6211                        | 31.6211  | 49.6211   |

2023 ALLEGAN COUNTY L-4402  
TOTAL RATES

| Township / City     | Village        | School Code | Local School District             | Total                             |                                | Total  |   |
|---------------------|----------------|-------------|-----------------------------------|-----------------------------------|--------------------------------|--|---|
|                     |                |             |                                   | Total Homestead Property Tax Rate | NonHomestead Property Tax Rate | Total Homestead Property Tax Rate w/Special Assmnt | NonHomestead Property Tax Rate w/Special Assmnt |
| Manlius Township    |                | 03050       | Fennville Public Schools          | 30.9552                           | 48.9552                        | 30.9552  | 48.9552   |
|                     |                | 03100       | Hamilton Community Schools        | 29.4149                           | 47.4149                        | 29.4149  | 47.4149   |
| Martin Township     |                | 03010       | Plainwell Community Schools       | 35.1228                           | 53.1228                        | 35.1228  | 53.1228   |
|                     |                | 03060       | Martin Public Schools             | 31.5728                           | 49.5728                        | 31.5728  | 49.5728   |
| Martin Township     | Martin Village | 03060       | Martin Public Schools             | 40.2476                           | 58.2476                        | 40.2476  | 58.2476   |
| Monterey Township   |                | 03030       | Allegan Public Schools            | 34.0040                           | 52.0040                        | 34.0040  | 52.0040   |
|                     |                | 03070       | Hopkins Public Schools            | 36.1508                           | 54.1508                        | 36.1508  | 54.1508   |
|                     |                | 03100       | Hamilton Community Schools        | 29.9140                           | 47.9140                        | 29.9140  | 47.9140   |
| Otsego Township     |                | 03010       | Plainwell Community Schools       | 33.1814                           | 51.1814                        | 33.1814  | 51.1814   |
|                     |                | 03020       | Otsego Public Schools             | 31.1214                           | 48.3888                        | 31.1214  | 48.3888   |
|                     |                | 03026       | TR-Otsego Martin Debt             | 29.6314                           | 46.8988                        | 29.6314  | 46.8988   |
|                     |                | 03030       | Allegan Public Schools            | 31.1667                           | 49.1667                        | 31.1667  | 49.1667   |
|                     |                | 03060       | Martin Public Schools             | 29.6314                           | 47.6314                        | 29.6314  | 47.6314   |
| Overisel Township   |                | 03100       | Hamilton Community Schools        | 30.8776                           | 48.8776                        | 30.8776  | 48.8776   |
|                     |                | 70350       | Zeeland Public Schools            | 35.4578                           | 53.4578                        | 35.4578  | 53.4578   |
| Salem Township      |                | 03070       | Hopkins Public Schools            | 36.6580                           | 54.6580                        | 36.6580  | 54.6580   |
|                     |                | 03100       | Hamilton Community Schools        | 30.4212                           | 48.4212                        | 30.4212  | 48.4212   |
|                     |                | 70190       | Hudsonville Public Schools        | 34.0712                           | 52.0712                        | 34.0712  | 52.0712   |
|                     |                | 70350       | Zeeland Public Schools            | 35.0014                           | 53.0014                        | 35.0014  | 53.0014   |
| Saugatuck Township  |                | 03050       | Fennville Public Schools          | 29.8662                           | 47.8662                        | 32.3662  | 50.3662   |
|                     |                | 03080       | Saugatuck Public Schools          | 28.1759                           | 46.1759                        | 30.6759  | 48.6759   |
|                     |                | 03100       | Hamilton Community Schools        | 28.3259                           | 46.3259                        | 30.8259  | 48.8259   |
| Trowbridge Township |                | 03020       | Otsego Public Schools             | 30.8137                           | 48.0811                        | 30.8137  | 48.0811   |
|                     |                | 03030       | Allegan Public Schools            | 32.6129                           | 50.6129                        | 32.6129  | 50.6129   |
|                     |                | 80110       | Gobles Public School              | 35.2805                           | 53.2805                        | 35.2805  | 53.2805   |
| Valley Township     |                | 03030       | Allegan Public Schools            | 33.0535                           | 51.0535                        | 33.0535  | 51.0535   |
|                     |                | 03050       | Fennville Public Schools          | 29.9528                           | 47.9528                        | 29.9528  | 47.9528   |
| Watson Township     |                | 03020       | Otsego Public Schools             | 29.6651                           | 46.9325                        | 30.6651  | 47.9325   |
|                     |                | 03030       | Allegan Public Schools            | 31.4643                           | 49.4643                        | 32.4643  | 50.4643   |
|                     |                | 03060       | Martin Public Schools             | 28.1751                           | 46.1751                        | 29.1751  | 47.1751   |
|                     |                | 03070       | Hopkins Public Schools            | 33.6111                           | 51.6111                        | 34.6111  | 52.6111   |
| Wayland Township    |                | 03040       | Wayland Union Schools             | 28.6272                           | 46.6272                        | 28.6272  | 46.6272   |
|                     |                | 08050       | Thornapple-Kellogg Public Schools | 30.8229                           | 48.8229                        | 30.8229  | 48.8229   |

2023 ALLEGAN COUNTY L-4402  
TOTAL RATES

| Township / City         | Village | School Code | Local School District        | Total                             |                                | Total  |   |
|-------------------------|---------|-------------|------------------------------|-----------------------------------|--------------------------------|--|---|
|                         |         |             |                              | Total Homestead Property Tax Rate | NonHomestead Property Tax Rate | Total Homestead Property Tax Rate w/Special Assmnt | NonHomestead Property Tax Rate w/Special Assmnt |
| Allegan City            |         | 03030       | Allegan Public Schools       | 44.5970                           | 62.5970                        | 44.5970  | 62.5970   |
| Fennville City          |         | 03050       | Fennville Public Schools     | 37.7619                           | 55.7619                        | 37.7619  | 55.7619   |
| Holland City            |         | 03100       | Hamilton Community Schools   | 37.7321                           | 55.7321                        | 37.7321  | 55.7321   |
|                         |         | 70020       | Holland City School District | 41.2645                           | 59.2645                        | 41.2645  | 59.2645   |
| Otsego City             |         | 03020       | Otsego Public Schools        | 44.9729                           | 62.2403                        | 44.9729  | 62.2403   |
| Plainwell City          |         | 03010       | Plainwell Community Schools  | 46.1653                           | 64.1653                        | 46.1653  | 64.1653   |
| Saugatuck City          |         | 03080       | Saugatuck Public Schools     | 38.5344                           | 56.5344                        | 41.0344  | 59.0344   |
| South Haven City        |         | 80010       | South Haven Public Schools   | 42.0584                           | 60.0584                        | 42.0584  | 60.0584   |
| Village of Douglas City |         | 03080       | Saugatuck Public Schools     | 37.6360                           | 55.6360                        | 40.1360  | 58.1360   |
| Wayland City            |         | 03040       | Wayland Union Schools        | 43.9312                           | 61.9312                        | 43.9312  | 61.9312   |

2023 ALLEGAN COUNTY L-4402  
SPECIAL ASSESSMENTS

| Local Municipality<br>(Twp/City/Vlg) | ALL Purpose(s) of Qualifying Special Assessment<br>Millage Rates<br>for the Local Municipality Listed | Total of All Special<br>Assessment Rates<br>Levied UNITWIDE |
|--------------------------------------|---|---|
| Lee Township                         | Fire – 119  | 5.0000  |
| Saugatuck Township                   | Fire – 119  | 2.5000  |
| Watson Township                      | Fire/Police/Ems Combined - 120  | 1.0000  |
| Saugatuck City                       | Fire – 119  | 2.5000  |
| Village of Douglas City              | Fire – 119  | 2.5000  |

**Statement Showing Taxable Valuations and Mills Apportioned by the County Board of Commissioners of the County of Allegan for the Year 2023**

This report is issued under the authority of P.A. 282 of 1905. Filing of this report is mandatory. Failure to complete and file this report may result in a penalty of \$100.

**CERTIFICATION**

*I hereby certify that this report is a true statement of the taxable valuation of each assessing district and of all ad valorem millages apportioned by the County Board of Commissioners of the*

County of Allegan for the year 2023

Matthew Woolford  
Signature of County Equalization Director



**NOTARIZATION**

Gail A Harper Notary Public  
Allegan County, Michigan


STATE OF MICHIGAN

County of Allegan } ss

Subscribed before me this 18

day of October year 2023

My commission expires June 21, 2025





S T A T E O F M I C H I G A N

BOARD OF COMMISSIONERS OF THE COUNTY OF ALLEGAN

**FINANCE - CLAIMS & INTERFUND TRANSFERS**

**WHEREAS**, Administration has compiled the following claims for 10/20/23 and 10/27/23; and

**WHEREAS**, the following claims, which are chargeable against the County, were audited in accordance with Section 46.61 to 46.63, inclusive, M.C.L. 1970 as amended and resolutions of the Board; and

**WHEREAS**, said claims are listed in the 2023 Claims folder of the Commissioners' Record of Claims.

October 20, 2023

|  | TOTAL AMOUNT<br>CLAIMED | AMOUNT ALLOWED      | AMOUNT<br>DISALLOWED |
|--|-------------------------|---------------------|----------------------|
| General Fund - 101                             | 128,905.54              | 128,905.54          |                      |
| Parks/Recreation Fund - 208                    | 1,900.31                | 1,900.31            |                      |
| Friend of the Court - Cooperative Reimb. - 215 | 106.06                  | 106.06              |                      |
| Health Department Fund - 221                   | 3,695.39                | 3,695.39            |                      |
| Solid Waste/Recycling - 226                    | 82,598.14               | 82,598.14           |                      |
| Indigent Defense Fund - 260                    | 224,998.84              | 224,998.84          |                      |
| Grants - 279                                   | 2,251.48                | 2,251.48            |                      |
| Sheriffs Contracts - 287                       | 144.41                  | 144.41              |                      |
| Transportation Fund - 288                      | 2,780.24                | 2,780.24            |                      |
| Child Care Fund - 292                          | 7,931.30                | 7,931.30            |                      |
| Senior Services Fund - 298                     | 180,328.06              | 180,328.06          |                      |
| American Rescue Plan Act - ARPA - 299          | 14,062.00               | 14,062.00           |                      |
| Public Works Project Debit Fund - 365          | 125.00                  | 125.00              |                      |
| Jail Building Debt Fund - 366                  | 125.00                  | 125.00              |                      |
| Fillmore: Re-Funding 2013 Bond Debt - 379      | 125.00                  | 125.00              |                      |
| Property Tax Adjustments - 516                 | 18,380.70               | 18,380.70           |                      |
| Self-Insurance Fund - 677                      | 156,231.24              | 156,231.24          |                      |
| Drain Fund - 801                               | 95,155.24               | 95,155.24           |                      |
| <b>TOTAL AMOUNT OF CLAIMS</b>                  | <b>\$919,843.95</b>     | <b>\$919,843.95</b> |                      |

October 27, 2023

|  | TOTAL AMOUNT<br>CLAIMED | AMOUNT<br>ALLOWED | AMOUNT<br>DISALLOWED |
|--|-------------------------|-------------------|----------------------|
|  |                         |                   |                      |

|  |                     |                     |  |
|--|---------------------|---------------------|--|
| General Fund - 101                             | 159,133.16          | 159,133.16          |  |
| Parks/Recreation Fund - 208                    | 222.48              | 222.48              |  |
| Health Department Fund - 221                   | 14,859.88           | 14,859.88           |  |
| Solid Waste/Recycling - 226                    | 9,446.39            | 9,446.39            |  |
| Animal Shelter - 254                           | 6,830.00            | 6,830.00            |  |
| Register of Deeds Automation Fund - 256        | 1,880.06            | 1,880.06            |  |
| Indigent Defense Fund - 260                    | 2,057.79            | 2,057.79            |  |
| Central Dispatch Fund - 261                    | 476.78              | 476.78              |  |
| Local Corrections Officers Training Fund - 264 | 1,257.36            | 1,257.36            |  |
| Crime Victims Rights Grant - 280               | 157.00              | 157.00              |  |
| Sheriffs Contracts - 287                       | 373.94              | 373.94              |  |
| Transportation Fund - 288                      | 3,692.77            | 3,692.77            |  |
| Child Care Fund - 292                          | 12,881.34           | 12,881.34           |  |
| Veterans Relief Fund - 293                     | 3,489.22            | 3,489.22            |  |
| Senior Services Fund - 298                     | 2,665.40            | 2,665.40            |  |
| Capital Improvement Fund - 401                 | 16,573.80           | 16,573.80           |  |
| CIP - Youth Home Building Fund - 492           | 6,256.00            | 6,256.00            |  |
| Central Dispatch CIP - 496                     | 29,467.31           | 29,467.31           |  |
| Property Tax Adjustments - 516                 | 1,852.06            | 1,852.06            |  |
| Tax Reversion 2018 - 629                       | 634.00              | 634.00              |  |
| Self-Insurance Fund - 677                      | 1,425.91            | 1,425.91            |  |
| Drain Fund - 801                               | 7,326.06            | 7,326.06            |  |
| <b>TOTAL AMOUNT OF CLAIMS</b>                  | <b>\$282,958.71</b> | <b>\$282,958.71</b> |  |

**THEREFORE BE IT RESOLVED** that the Board of Commissioners adopts the report of claims for 10/20/23, 10/27/23, and interfund transfers.

## S T A T E O F M I C H I G A N

## BOARD OF COMMISSIONERS OF THE COUNTY OF ALLEGAN

**ADMINISTRATION-ASSISTANT PROSECUTING ATTORNEY POSITION**

**WHEREAS**, the Assistant Prosecuting Attorney (APA) position has specialized requirements and workforce availability and current pay within the market heavily influences what a fair and reasonable wage offering is at any point in time; and

**WHEREAS**, a vacancy existed, and based on urgent needs, the County Administrator authorized hiring a well-qualified candidate above the midpoint.

**THEREFORE BE IT RESOLVED**, that the Board of Commissioners confirms the County Administrator's hire of a APA position above the midpoint; and

**BE IT FURTHER RESOLVED** the County Administrator is authorized to hire any APA position above the midpoint at any step necessary within the C43 range upon receipt of an analysis and recommendation from Human Resources, which shall also include input from the County Prosecuting Attorney and demonstration of a candidate's experience and qualifications commensurate with the wage step being recommended; and

**BE IT FINALLY RESOLVED** that the County Administrator is authorized to make any necessary budget adjustments to complete this action.

## S T A T E O F M I C H I G A N

## BOARD OF COMMISSIONERS OF THE COUNTY OF ALLEGAN

**ALLEGAN COUNTY-2023 TAX LEVIES**

**WHEREAS**, the Board of Commissioners has examined the various Government Units Statements of Money to be Raised by Tax for the year 2023 as submitted by Township and City Clerks of Allegan County and as compiled by the Office of Equalization; and

**WHEREAS**, said Board of Commissioners has examined the various millages and amounts requested by said local units and the County of Allegan to be levied in the respective units for the year 2023; and

**WHEREAS**, the Board of Commissioners has directed the preparation of the Michigan Department of Treasury L-4402 for the County of Allegan for the year 2023.

**THEREFORE, BE IT RESOLVED**, that the Board of Commissioners approves the levy of the various millage's and amounts requested by the local units of this County be spread on their respective tax rolls for the year 2023, subject to necessary correction, and

**BE IT FURTHER RESOLVED**, that the County Board approves the levy of the following County Drain Tax for the year 2023, Subject to necessary correction

COUNTY DRAIN TAX (to be levied as **\$1,833,789.96**  
per specific Drainage Districts)

**BE IT FINALLY RESOLVED**, that the Chairperson and the Clerk of the Board are authorized to certify the Tax Roll Warrants containing said amounts to be levied for each governmental unit for the year 2023; and that the Clerk is authorized to mail said Tax Warrants and any other necessary documents regarding same to assessors of the respective units of government.

| ALLEGAN COUNTY BOARDS & COMMISSIONS - APPOINTMENTS & ELECTIONS   |  | TERM EXPIRES | BOARD ACTION |
|--|--|--------------|--------------|
| <b>AREA AGENCY ON AGING</b>                                      |  | 2 year term  |              |
| <u>Mark DeYoung</u>  |  | 1/31/2024    | 1/5/2023     |
| Stuart Peet  | 102 118th Avenue<br>Shelbyville, MI 49344                    | 1/31/2024    | 2/10/2022    |
| <b>MICHIGAN STATE EXTENSION DISTRICT 7</b>                       |  | 1 year term  |              |
| <u>Scott Beltman</u>   |  | 12/31/2023   | 1/5/2023     |
| <b>MEDICAL EXAMINER</b>  |  | 4 year term  |              |
| Dr. Joyce DeJong   | 300 Portage Street<br>Kalamazoo, MI 49008                    | 12/31/2023   | 11/7/2019    |
| <b>ALLEGAN COMMUNITY CORRECTIONS ADVISORY BOARD</b>              |  | 2 year term  |              |
| <u>Gale Dugan</u>  |  | 12/31/2023   | 3/9/2023     |
| Frank Baker, County Sheriff                                      | 640 River Street<br>Allegan, MI 49010                        | 12/31/2023   | 12/9/2021    |
| Jay Gibson, Chief of Police                                      | 170 Monroe Street<br>Allegan, MI 49010                       | 12/31/2023   | 12/9/2021    |
| Margaret Bakker, Circuit Court Judge                             | 113 Chestnut Street<br>Allegan, MI 49010                     | 12/31/2023   | 12/9/2021    |
| Dan Norbeck, District Court Judge Designee                       | 113 Chestnut Street<br>Allegan, MI 49010                     | 12/31/2023   | 12/9/2021    |
| Jonathan Blair, Probate Court Judge designee                     | 113 Chestnut Street<br>Allegan, MI 49010                     | 12/31/2023   | 12/9/2021    |
| Angelique Joynes, Public Health                                  | 3255 122nd Ave<br>Allegan, MI 49010                          | 12/31/2023   | 12/9/2021    |
| Myrene Koch, Prosecuting Attorney                                | 113 Chestnut Street<br>Allegan, MI 49010                     | 12/31/2023   | 12/9/2021    |
| Matt Antkoviak Public Defender Designee                          | 416 Hubbard Street<br>Allegan, MI 49010                      | 12/31/2023   | 12/9/2021    |
| Tyler Carpenter, Business Community                              | 522 Kalamazoo Street<br>Otsego, MI 49078                     | 12/31/2023   | 2/10/2022    |
| Garyle Voss, Communications Media                                | 4202 Breezy Point<br>Allegan, MI 49010                       | 12/31/2023   | 12/9/2021    |
| Emily Gary, Workforce Development                                | 5725 Woodschool Rd<br>Freeport, MI 49325                     | 12/31/2023   | 12/9/2021    |
| Lindsey Meyer, Circuit Ct Probation                              | 640 River Street, Suite 2<br>Allegan, MI 49010               | 12/31/2023   | 12/9/2021    |
| <b>AREA COMMUNITY SERVICES EMPLOYMENT &amp; TRAINING COUNCIL</b> |  | 1 year term  |              |
| <b>Governing Board:</b>  | <u>B/C Chairperson Jim Storey</u>                            | 12/31/2023   | 1/5/2023     |
|  | 344 W 35th<br>Holland, MI 49423                              |              |              |
|  | <u>Mark DeYoung</u>  | 12/31/2023   | 12/8/2022    |
|  | County Commissioner<br>4169 Hickory Street<br>Dorr, MI 49323 |              |              |

|   | TERM        | BOARD      |
|---|-------------|------------|
| <b>BROWNFIELD REDEVELOPMENT AUTHORITY</b>   | 3 year term |            |
| Mike Vandenberg<br>979 9th Street<br>Plainwell, MI 49080  | 12/31/2023  | 12/10/2020 |
| Aaron Mitchell<br>817 Windigo Lane<br>Otsego, MI 49078  | 12/31/2023  | 12/10/2020 |
| <b>COMMUNITY ECONOMIC DEVELOPMENT STRATEGIES COMMITTEE</b>  | 1 year term |            |
| <u>Jim Storey</u>   | 12/31/2023  | 1/5/2023   |
| Nora Balgoyen- Williams - Public Sector Rep.<br>2188 36th St<br>Allegan, MI 49010                       | 12/31/2023  | 12/8/2022  |
| <b>LAKESHORE REGIONAL ENTITY - Oversight Policy Board Appointment</b>                                   |             |            |
| <u>Jim Storey</u>   | 12/31/2023  | 12/10/2020 |
| <u>Mark DeYoung</u>   | 12/31/2023  | 10/20/2020 |
| <b>PARKS ADVISORY BOARD</b>   | 3 year term |            |
| Kevin Formsma<br>4120 Pine Trail Lane<br>Hamilton, MI 49419   | 12/31/2023  | 12/10/2020 |
| <b>JURY BOARD</b> --Circuit Judges recommends/Board appoints  | 6 year term |            |
| VACANCY   | 3/31/2025   | 2/28/2019  |
| VACANCY   | 8/31/2023   | 2/22/2018  |
| <b>LOCAL EMERGENCY PLANNING COMMITTEE (LEPC)</b>  | 2 year term |            |
| VACANCY--Media Rep  | 12/31/2022  | 11/7/2019  |
| <b>MACATAWA AREA COORDINATING COUNCIL (MACC)</b>  | 1 year term |            |
| <u>Jim Storey</u>   | 12/31/2023  | 12/8/2022  |
| Alternate: <u>Dean Kapenga</u>  | 12/31/2023  | 12/8/2022  |
| <b>PUBLIC WORKS, BOARD OF</b>   | 3 year term |            |
| Al Meshkin<br>3965 65th Street<br>Holland, MI 49423   | 12/31/2023  | 12/10/2020 |
| <u>Gale Dugan</u>   | 12/31/2023  | 12/10/2020 |
| <b>COMMUNITY ACTION OF ALLEGAN COUNTY (formerly ACRDC)</b>  | 1 year term |            |
| <u>Dean Kapenga</u>   | 12/31/2023  | 12/8/2022  |
| <u>Jim Storey</u>   | 12/31/2023  | 12/8/2022  |
| <b>SOLID WASTE PLANNING COMMITTEE (ACT 641)</b>   | 2 year term |            |
| Matt Rosser--Solid Waste Industry Rep.<br>Autumn Hills Landfill<br>700 56th Avenue<br>Zeeland, MI 49464 | 12/31/2023  | 12/9/2021  |
| VACANCY--General Public Rep.  | 12/31/2022  |            |
| VACANCY--Solid Waste Industry Rep.  | 12/31/2019  |            |
| VACANCY--Regional Solid Waste Planning Rep.   | 12/31/2022  |            |
| VACANCY--Township Rep.  | 12/31/2019  | 12/14/2017 |
| Garth Llewellyn--General Public Representative<br>435 Green Meadow Ct. SE<br>Caledonia, MI              | 12/31/2023  | 12/9/2021  |

|   |   |  | TERM                      | BOARD      |
|---|---|--|---------------------------|------------|
| <b>TOURIST COUNCIL</b>                                  | Jack Brown--Solid Waste Industry Rep.           | 2471 Wilshere Dr<br>Jenison, MI 49428      | 12/31/2023                | 12/9/2021  |
|   | VACANCY--Industrial Waste Generator Rep.        |  | 12/31/2020<br>3 year term | 12/13/2018 |
|   | Jenny Boerman                                   | 204 Second Ave<br>Plainwell, MI 49080      | 12/31/2023                | 9/14/2023  |
|   | Maria Albright                                  | 4316 Golden Oaks Ln.<br>Allegan, MI 49010  | 12/31/2023                | 12/10/2020 |
|   | Ashley VanZee                                   | 8671 Adams St<br>Zeeland, MI 49464         | 12/31/2023                | 12/9/2021  |
| <b>WEST MICHIGAN REGIONAL PLANNING COMMISSION</b>       |   |  | 1 year term               |            |
|   | <u>Scott Beltman</u>                            |  | 12/31/2023                | 1/5/2023   |
|   | Tom Jessup                                      | 6717 108th Avenue<br>South Haven, MI 49090 | 12/31/2023                | 12/8/2022  |
|   | Joseph Pierce - Private Sector                  | 1253 Taylor Ave<br>Grand Haven, MI 49417   | 12/31/2023                | 12/8/2022  |
| <b>911 OPERATIONAL POLICY &amp; PROCEDURE COMMITTEE</b> |   |  | 2 year term               |            |
|   | VACANCY--City/Village Government Representative |  | 7/31/2023                 |            |
| <b>ECONOMIC DEVELOPMENT COMMISSION</b>                  |   |  | 3 year term               |            |
|   | <u>Jim Storey</u>                               |  | 12/31/2023                | 12/10/2020 |
| Private Sector  | VACANCY   |  | 12/31/2024                |            |
| At-Large  | Joseph Novakoski                                | 3347 Gaslight Ln<br>Saugatuck, MI 49453    | 12/31/2023                | 1/14/2021  |
| Healthcare Rep  | Jenifer Garcia                                  | 1906 Sycamore Dr.<br>Dorr, MI 49323        | 12/31/2023                | 1/14/2021  |
| Education Rep   | Rich Okoniewski                                 | 2891 116th Avenue<br>Allegan, MI 49010     | 12/31/2023                | 12/10/2020 |
| Agriculture   | Mike VanDenBerg                                 | 979 9th Street<br>Plainwell, MI 49080      | 12/31/2023                | 1/14/2021  |
| <b>MULTI-AGENCY COLLABORATIVE COMMITTEE</b>             |   |  |                           |            |
|   | <u>Jim Storey</u>                               |  | 12/31/2023                | 12/8/2022  |
| <b>COMMISSION ON AGING</b>                              |   |  |                           |            |
| Senior Representative                                   | Stuart Peet                                     | 102 118th Ave.<br>Shelbyville, MI 49344    | 12/31/2023                | 12/10/2020 |
| Senior Representative                                   | Mary Campbell                                   | PO Box 240<br>Glenn, MI 49416              | 12/31/2023                | 1/12/2023  |
| Member At Large   | Patricia Petersen                               | 2538 135th Ave.<br>Hopkins, MI 49328       | 12/31/2023                | 12/10/2020 |