

Allegan County Board of Commissioners



County Services Building
3283 – 122nd Avenue
Allegan, MI 49010
269-673-0203 Main Office
269-686-5331 Main Fax
<http://www.allegancounty.org>

*Jim Storey, Chairperson
Dean Kapenga, Vice Chairperson*

BOARD OF COMMISSIONERS MEETING – AGENDA

***REVISION #1 – 11/7/23**

Thursday, November 9, 2023 – 1 PM
County Services Building – Board Room
Virtual Connectivity Options Attached

DISTRICT 1
Jim Storey
616-848-9767
jstorey@
allegancounty.org

1 PM

CALL TO ORDER:

ROLL CALL:

OPENING PRAYER: Commissioner Jim Storey

PLEDGE OF ALLEGIANCE:

PUBLIC HEARING:

COMMUNICATIONS: Attached

APPROVAL OF MINUTES: October 26, 2023

PUBLIC PARTICIPATION:

ADDITIONAL AGENDA ITEMS:

APPROVAL OF AGENDA:

PRESENTATIONS:

PROCLAMATIONS:

INFORMATIONAL SESSION:

Julie Pioch, District Director—Michigan State Extension Office

ADMINISTRATIVE REPORTS:

DISTRICT 2
Mark DeYoung
616-318-9612
mdeyoung@
allegancounty.org

DISTRICT 3
Dean Kapenga
616-218-2599
dkapenga@
allegancounty.org

CONSENT ITEMS:

DISTRICT 4
Scott Beltman
616-292-1414
sbeltman@
allegancounty.org

1. Motion to approve of claims paid and to incorporate into proceedings of the Board (11/3/23 & 11/10/23)
2. 57th District Court—concurrence with Employee Recognition and Holiday Luncheon (232-325)
3. Administration—approve 2024 Grant List
4. *2023 Tax Rate Certificates—amendments

DISTRICT 5
Gale Dugan
269-694-5276
gdugan@
allegancounty.org

ACTION ITEMS:

1. None

DISCUSSION ITEMS:

1. *Medical Care Community—Notice of Intent
2. Courthouse Statue Relocation (232-067)
3. Board of Commissioners—optimize election integrity

Mission Statement

“The Allegan County Board of Commissioners shall plan, develop, and evaluate the necessary policies and resources to ensure our county continues to progress and prosper”

4. *Administration—adopt revised Policies #507 & #512 (208-420)
-

NOTICE OF APPOINTMENTS & ELECTIONS: Attached

ELECTIONS: Attached

APPOINTMENTS: Attached

PUBLIC PARTICIPATION:

FUTURE AGENDA ITEMS:

1. OPENING PRAYER: Commissioner Mark DeYoung
2. CONSENT: Motion to approve of claims paid and to incorporate into proceedings of the Board (11/17/23 & 11/24/23 & 12/1/23 & 12/8/23 & 12/15/23)
3. ACTION: Finance—appoint 2024 Survey and Remonumentation Peer Review Group
4. ACTION: Board of Commissioners—maintain Board of Commissioner Officers until Organizational Meeting
5. ACTION: Board of Commissioners—approve 2024 Meeting Dates (Board & Planning Sessions)

REQUEST FOR MILEAGE:

BOARDS AND COMMISSIONS REPORTS:


ROUND TABLE:

CLOSED SESSION:

ADJOURNMENT: Next Meeting – December 14, 2023, 1 PM @ **BOARD ROOM – COUNTY SERVICES BUILDING, COUNTY SERVICES COMPLEX.**

Please note that Regular and Special Meetings of the Board of Commissioners held in the Board Room are streamed live and recorded in accordance with the County's Live Stream & Publishing Recordings of Meetings Policy, which can be viewed on the County's website.

Your attendance constitutes your consent to audio/visual streaming and/or recording and to permit the County to broadcast your name/voice/image/content to a broader audience.



Allegan County Board of Commissioners

STEP 1: Connect to the Meeting

- OPTION 1: Zoom over Telephone

- Call (929) 205-6099 -or- (312) 626-6799 -or- (253) 215-8782
- Type in Meeting ID: 891 6032 7098, then #, then # again
- Type in Meeting Password: 11923, then #

- To raise your hand to speak, press *9
- To Mute and Unmute, press *6

<STOP here>

You do not have to continue reading the rest of the instructions.

- OPTION 2: Youtube

- Open Internet Explorer or Chrome
- Navigate to <https://www.youtube.com/channel/UCQIiZQstN2Pa57QAItAWdKA>
- Click on image of “Live” video

<STOP here>

You do not have to continue reading the rest of the instructions.

- OPTION 3: Zoom over Web browser

- Open Internet Explorer or Chrome
- Navigate to <https://zoom.us/j/89160327098>
- Meeting Password: 11923

<Continue with the rest of the instructions>

STEP 2: Enter registration information

Webinar Registration - Zoom

zoom.us/webinar/register/WN_YneHxuk_SjqfnMwchbtUEg

Webinar Registration

Topic: BOC Meeting - 4/9/2020

Time: Apr 9, 2020 01:00 PM in Eastern Time (US and Canada)


* Required information


First Name *

Last Name *

Email Address *

Confirm Email Address *

I'm not a robot  reCAPTCHA Privacy - Terms

Select all images with 

reCAPTCHA VERIFY

US Dollars

Footer:

- About: Zoom Blog, Customers, Our Team, Why Zoom, Features, Careers, Integrations, Partners, Investors
- Download: Meetings Client, Zoom Rooms Client, Browser Extension, Outlook Plug-in, Lync Plug-in, iPhone/iPad App, Android App
- Sales: 1.888.799.9666, Contact Sales, Plans & Pricing, Request a Demo, Webinars and Events
- Support: Test Zoom, Account, Support Center, Live Training, Feedback, Contact Us, Accessibility

1. Enter name and email

2. Click this box

3. Answer challenge question

4. Click when done.

STEP 3: This Window will appear when connected.



STEP 4: Adjust audio settings (if needed)

The screenshot shows the Zoom application interface. A vertical black bar on the left side of the screen has a blue arrow labeled '1' pointing to the 'Audio' icon in the Zoom settings menu. A second blue arrow labeled '2' points from the 'Audio' icon to the 'Settings' window, which is open to the 'Audio' tab. In the 'Settings' window, the 'Speaker' dropdown menu is set to 'Remote Audio'. Below the 'Settings' window, a meeting agenda is visible, including a meeting titled 'Economic Development - Greg King, Director ADMINISTRATIVE REPORTS:' and a section for 'CONSENT ITEMS:' with a list item: '1. Motion to approve of claims paid and to incorporate into proceedings of the Board (3/20/20 & 3/27/20)'. At the bottom of the screen, there is a meeting toolbar with icons for 'Chat', 'Raise Hand', and 'Q&A'.

Settings

- General
- Video
- Audio**
- Share Screen
- Virtual Background
- Recording
- Statistics
- Feedback
- Keyboard Shortcuts
- Accessibility

Speaker

Test Speaker Remote Audio

Output Level: _____

Volume:

Microphone

Test Mic _____

Input Level: _____

Volume:

Automatically adjust volume

Use separate audio device to play ringtone simultaneously

Automatically join audio by computer when joining a meeting

Mute my microphone when joining a meeting

Press and hold SPACE key to temporarily unmute yourself

Sync buttons on headset

Advanced

269-673-4514
mthiele@allegancounty.org

Economic Development — Greg King, Director
ADMINISTRATIVE REPORTS:

DISTRICT 4
Mark DeYoung
616-318-9612
mdeyoung@allegancounty.org

CONSENT ITEMS:

1. Motion to approve of claims paid and to incorporate into proceedings of the Board (3/20/20 & 3/27/20)

Audio Settings ^


Chat Raise Hand Q&A

STEP 5: Raise hand to be recognized to speak.

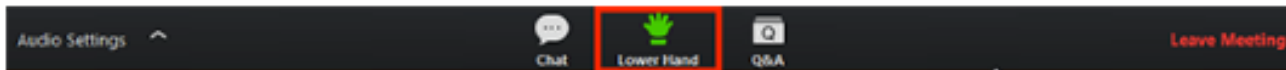
- Once “Raise Hand” is clicked, the Board Chairperson will receive notice and may UNMUTE your microphone when ready and verbally recognize you to speak.

On bottom of screen.

1. Click **Raise Hand** in the Webinar Controls.



2. The host will be notified that you've raised your hand.
3. Click **Lower Hand** to lower it if needed.



STEP 6: To leave the meeting

The screenshot shows a Zoom meeting interface. At the top, a green banner reads "You are viewing Allegan County Administration's screen" with a "View Options" dropdown. In the top right corner, there is an "Enter Full Screen" button. The main area displays a Microsoft Word document titled "BOC20200409_agenda [Compatibility Mode] - Word" by "Steve Sedore". The document content includes:

Allegan County Board of Commissioners

County Services Building
3283 – 122nd Avenue
Allegan, MI 49010
269-673-0203 Main Office
269-686-5331 Main Fax
<http://www.allegancounty.org>

Jim Storey, Chairperson
Gale Dugan, Vice Chairperson

BOARD OF COMMISSIONERS MEETING – AGENDA

DISTRICT 1
Dean Kasperge
616-216-2599
dkasperge@allegancounty.org

DISTRICT 2
Jim Storey
616-848-9767
jstorey@allegancounty.org

DISTRICT 3
Max R. Thiele
269-673-4514
mthiele@allegancounty.org

DISTRICT 4
Mark DeYoung

Virtual Meeting – Connectivity Instructions **Attached**

1PM **CALL TO ORDER:**
ROLL CALL:
OPENING PRAYER:
PLEDGE OF ALLEGIANCE:
COMMUNICATIONS: Attached
APPROVAL OF MINUTES: Attached

PUBLIC PARTICIPATION:
ADDITIONAL AGENDA ITEMS:
APPROVAL OF AGENDA:
PRESENTATIONS:
PROCLAMATIONS:
INFORMATIONAL SESSION: Attached
ADMINISTRATIVE REPORTS:

CONSENT ITEMS:

At the bottom of the document viewer, it says "PAGE 1 OF 2 251 WORDS" and a zoom level of "100%".

At the bottom of the Zoom window, the meeting control bar is visible. From left to right, it includes: "Audio Settings" with an upward arrow, "Chat", "Raise Hand", "Q&A", and a red "Leave Meeting" button. A large blue arrow points to the "Leave Meeting" button.