

Allegan County Board of Commissioners



County Services Building
3283 – 122nd Avenue
Allegan, MI 49010
269-673-0203 Main Office
269-686-5331 Main Fax
<http://www.allegancounty.org>

Jim Storey, Chairperson
Dean Kapenga, Vice Chairperson

BOARD PLANNING SESSION-AGENDA

Thursday, December 14, 2023, @ 9:00 AM

County Services Building, Board Room

Virtual Meeting Options Attached

DISTRICT 1

Jim Storey
616-848-9767
jstorey@
allegancounty.org

9:00 AM

CALL TO ORDER:

ROLL CALL:

OPENING PRAYER: Commissioner Mark DeYoung

PLEDGE OF ALLEGIANCE:

PUBLIC PARTICIPATION:

ADDITIONAL AGENDA ITEMS:

APPROVAL OF AGENDA:

DISTRICT 2

Mark DeYoung
616-318-9612
mdeyoung@
allegancounty.org

DISTRICT 3

Dean Kapenga
616-218-2599
dkapenga@
allegancounty.org

DISCUSSION ITEMS:

1. Administrative Update
2. Administration—adopt Budget Policy #211
3. Board Rules of Organization—adopt revisions
4. 2023/27 Board Strategic Plan Updates
 - a. Energy Management Plan—Steve Sedore, Executive Director of Operations
5. Boards & Commissions Appointments/Elections

DISTRICT 4

Scott Beltman
616-292-1414
sbeltman@
allegancounty.org

OTHER ITEMS:

PUBLIC PARTICIPATION:

FUTURE AGENDA TOPICS:

DISTRICT 5

Gale Dugan
269-694-5276
gdugan@
allegancounty.org

1. Administration—adopt Budget Policy #211 (ACTION)
2. Board Rules of Organization—adopt revisions (ACTION)
3. Administrative Update

ADJOURNMENT: Next Meeting—(Organizational) Thursday, January 11, 2024, 8:00 AM @ COUNTY SERVICES BUILDING, BOARD ROOM.

Please note that Regular and Special Meetings of the Board of Commissioners held in the Board Room are streamed live and recorded in accordance with the County's Live Stream & Publishing Recordings of Meetings Policy, which can be viewed on the County's website.

Your attendance constitutes your consent to audio/visual streaming and/or recording and to permit the County to broadcast your name/voice/image/content to a broader audience.

Mission Statement

“The Allegan County Board of Commissioners shall plan, develop, and evaluate the necessary policies and resources to ensure our county continues to progress and prosper”



Allegan County Board of Commissioners

STEP 1: Connect to the Meeting

- OPTION 1: Zoom over Telephone

- Call (929) 205-6099 -or- (312) 626-6799 -or- (253) 215-8782
- Type in Meeting ID: 891 6032 7098, then #, then # again
- Type in Meeting Password: 121423, then #

- To raise your hand to speak, press *9
- To Mute and Unmute, press *6

<STOP here>

You do not have to continue reading the rest of the instructions.

- OPTION 2: Youtube

- Open Internet Explorer or Chrome
- Navigate to <https://www.youtube.com/channel/UCQIiZQstN2Pa57QAItAWdKA>
- Click on image of “Live” video

<STOP here>

You do not have to continue reading the rest of the instructions.

- OPTION 3: Zoom over Web browser

- Open Internet Explorer or Chrome
- Navigate to <https://zoom.us/j/89160327098>
- Meeting Password: 121423

<Continue with the rest of the instructions>

STEP 2: Enter registration information

Webinar Registration - Zoom

zoom.us/webinar/register/WN_YneHxuk_SjqfnMwchbtUEg

Webinar Registration

Topic: BOC Meeting - 4/9/2020

Time: Apr 9, 2020 01:00 PM in Eastern Time (US and Canada)


* Required information


First Name *

Last Name *

Email Address *

Confirm Email Address *

I'm not a robot  reCAPTCHA Privacy - Terms

Select all images with 

VERIFY

US Dollars

Lang
E
Curre
US Dollars

About
Zoom Blog
Customers
Our Team
Why Zoom
Features
Careers
Integrations
Partners
Investors

Download
Meetings Client
Zoom Rooms Client
Browser Extension
Outlook Plug-in
Lync Plug-in
iPhone/iPad App
Android App

Sales
1.888.799.9666
Contact Sales
Plans & Pricing
Request a Demo
Webinars and Events

Support
Test Zoom
Account
Support Center
Live Training
Feedback
Contact Us
Accessibility

1. Enter name and email

2. Click this box

4. Click when done.

3. Answer challenge question

STEP 3: This Window will appear when connected.



STEP 4: Adjust audio settings (if needed)

The image shows a Zoom meeting interface with the 'Settings' window open to the 'Audio' tab. A vertical black bar on the left side of the screen has a blue arrow labeled '1' pointing to it. A blue arrow labeled '2' points from the 'Audio' tab in the settings window to the meeting content area. The meeting content area displays the name 'Economic Development - Greg King, Director' and 'ADMINISTRATIVE REPORTS:'. Below this, it says 'CONSENT ITEMS:' followed by a list item: '1. Motion to approve of claims paid and to incorporate into proceedings of the Board (3/20/20 & 3/27/20)'. The Zoom meeting controls at the bottom include 'Chat', 'Raise Hand', and 'Q&A' buttons. The 'Settings' window shows the following options:

- Speaker:** Test Speaker, Remote Audio (selected)
- Output Level:** [Slider]
- Volume:** [Slider]
- Microphone:** Test Mic
- Input Level:** [Slider]
- Volume:** [Slider]
- Automatically adjust volume
- Use separate audio device to play ringtone simultaneously
- Automatically join audio by computer when joining a meeting
- Mute my microphone when joining a meeting
- Press and hold SPACE key to temporarily unmute yourself
- Sync buttons on headset

An 'Advanced' button is located at the bottom right of the settings window. A small 'Audio Settings' window is visible at the bottom left of the meeting content area, with a blue arrow labeled '1' pointing to it. The 'Audio Settings' window contains the following options:


- Select a Speaker
- Remote Audio
- Same as System
- Test Speaker & Microphone...
- Leave Computer Audio
- Audio Settings...

STEP 5: Raise hand to be recognized to speak.

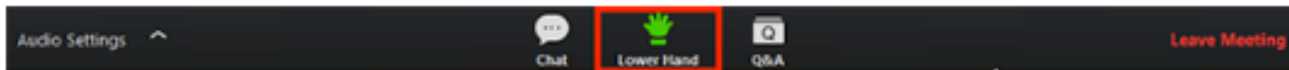
- Once “Raise Hand” is clicked, the Board Chairperson will receive notice and may UNMUTE your microphone when ready and verbally recognize you to speak.

On bottom of screen.

1. Click **Raise Hand** in the Webinar Controls.



2. The host will be notified that you've raised your hand.
3. Click **Lower Hand** to lower it if needed.



STEP 6: To leave the meeting

The screenshot shows a Zoom meeting interface. At the top, a green banner reads "You are viewing Allegan County Administration's screen" with a "View Options" dropdown. In the top right corner, there is an "Enter Full Screen" button. The main content is a document viewer displaying a Microsoft Word document titled "BOC20200409_agenda [Compatibility Mode] - Word". The document header includes the "Allegan County Board of Commissioners" logo and contact information for County Services Building, including address, phone, fax, and website. Below the header, the document title is "BOARD OF COMMISSIONERS MEETING – AGENDA". The agenda items are listed by district: DISTRICT 1 (Dean Kasperge), DISTRICT 2 (Jim Storey), DISTRICT 3 (Max R. Thiele), and DISTRICT 4 (Mark DeYoung). The agenda items include "Virtual Meeting – Connectivity Instructions Attached", "1PM CALL TO ORDER:", "ROLL CALL:", "OPENING PRAYER:", "PLEDGE OF ALLEGIANCE:", "COMMUNICATIONS: Attached", "APPROVAL OF MINUTES: Attached", "PUBLIC PARTICIPATION:", "ADDITIONAL AGENDA ITEMS:", "APPROVAL OF AGENDA:", "PRESENTATIONS:", "PROCLAMATIONS:", "INFORMATIONAL SESSION: Attached", and "ADMINISTRATIVE REPORTS:". At the bottom of the document viewer, it shows "PAGE 1 OF 2" and "251 WORDS". The Zoom meeting controls are visible at the bottom of the screen, including "Audio Settings", "Chat", "Raise Hand", "Q&A", and a red "Leave Meeting" button. A large blue arrow points to the "Leave Meeting" button.