

ALLEGAN COUNTY
PROSECUTING ATTORNEY

2022 Annual Report



Myrene K. Koch

Prosecuting Attorney

TABLE OF CONTENTS

Prosecuting Attorney Staff	3	Appeals	19
Introduction	4	Appeals 2012-2022 (graph).....	19
COVID	5	Other Case Duties	20
Population	5	Forensic Interview 2013-2022 (graph).....	20
US Census Bureau Population (graph)	5	On Call Duties.....	21
Criminal Case Charging Duty	6	Other Activities	21
Cases Entered in ACT/JCT (chart)	6	Law Enforcement Agencies.....	21
Cases Charged in 2012 vs. 2022 (graph)	7	2022 Agency Request for Warrants (graph)	21
Misdemeanor Cases - District Court.....	8	Agency Requests for Warrants 2016-2022 (graph).....	22
Misdemeanor Cases Authorized 2013-2022 (graph)	8	All Agency Request for Warrants 2013-2022 (chart)	22
Ticket Cases 2013-2022 (graph)	8	Office Updates	23
OWI Cases.....	8	Employee Changes	23
OWI Dispositions 2013-2022 (graph)	8	Initiatives	23
2022 OWI Dispositions (graph)	8	Conclusion.....	23
Moving Violations Causing Serious Injury and Death	9		
Fines, Costs & Restitution	9	Attachment—People v. Dennis Bowman Press Conference	
Fines, Costs & Restitution 2013-2022 (graph).....	9	following Sentencing	
Domestic Violence	9	Attachment—Michigan Traffic Crash Facts	
Domestic Violence Charging Requests 2013-2022 (graph)	10		
GBH/Strangulation Cases 2013-2022 (graph)	10		
Specialty Courts	11		
Mental Health Treatment Court	11		
Drug Treatment Court.....	11		
Veteran’s Court	11		
Sobriety Treatment Court	12		
Felony Cases - Circuit Court.....	12		
Felony Cases Auth. & Bound Over 2013-2022 (graph).....	12		
Controlled Substance.....	13		
All Drug Charges 2013-2022 (graph)	13		
Methamphetamine Charges 2013-2022 (graph).....	13		
Criminal Sexual Conduct	13		
Felony Criminal Sexual Conduct 2013-2022 (graph)	13		
Habitual Offenders.....	13		
Habitual Offender 2013-2022 (graph).....	14		
Assault GBH/Strangulation	14		
Human Trafficking	14		
Human Trafficking/Prostitution 2017-2022 (chart).....	14		
Homicides	15		
Circuit Court - Family Division	15		
Abuse/Neglect	16		
Abuse/Neglect Petitions Authorized 2013-2022 (graph)	16		
Delinquency	16		
Delinquency Cases Authorized 2013-2022 (graph)	16		
Juvenile School Charges 2018-2022 (graph)	16		
Mentally Ill	16		
Crime Victim Assistance	17		
Crime Victim Assistance 2016-2022 (graph).....	17		
Canine Advocate - Joey.....	17		
Joey Pictures.....	18		

PROSECUTING ATTORNEY STAFF

Myrene K. Koch, Prosecuting Attorney

Judith Kasson, Chief Assistant Prosecuting Attorney

Assistant Prosecuting Attorneys

Steven Lanting

Elizabeth Peterson

James Rolland

Molly Schikora

Brian Toti

Jeremy Baier

Michael DeYoung

DeVante McCullom

Meredith Beidler

Victim/Witness Coordinator

Emelda Calanchi-Pope

Angela Brotherton, Irregular Part Time Victim Advocate Specialist

Support Staff

Paige Christman, Legal Administrative Specialist, II

Jewell Raab, Legal Administrative Specialist

Gina Shashaguay, Legal Administrative Specialist

Tom Moore, Legal Administrative Specialist

Tabitha Neal, Legal Administrative Specialist

Hilary Anes, Victim's Rights Specialist

Abby Field, Legal Administrative Specialist

Dianne Yeaman, Irregular Part Time Legal Administrative Specialist

Chris Kuhn, Investigator Electronic Media Specialist

INTRODUCTION

We are pleased to present the 2022 Annual Report for your review. This report was prepared by the Allegan County Prosecuting Attorney, Myrene K. Koch and her staff.

The Michigan Constitution mandates that every county elect a Prosecuting Attorney whose duties are legally defined.

The Prosecuting Attorney administers public justice and is a local office. His or her duties to a large extent are local only in the sense that they are to be performed locally; for they are to be performed on behalf of the state just as much as are the duties of the judge who holds court for his or her county.

The Prosecuting Attorney is responsible for a wide array of legal functions for the County, including:

- ◆ Act as the chief law enforcement official in the County.
- ◆ Review, authorize and prosecute violations of felony and misdemeanor criminal laws of the State of Michigan and County ordinances committed inside the County.
- ◆ Authorize and prosecute felony and misdemeanor juvenile delinquency offenses.
- ◆ Represent the County in criminal matters before the District and Circuit Courts; juvenile delinquency, parental neglect and miscellaneous probate matters in the Family Court; and appeals in the Court of Appeals and Michigan Supreme Court.
- ◆ Advise the Michigan Department of Human Services on child abuse and neglect petitions, and actions to terminate parental rights.
- ◆ Attend contested mental health commitment hearings.
- ◆ Advise the County Board of Commissioners and other County departments on legal matters.

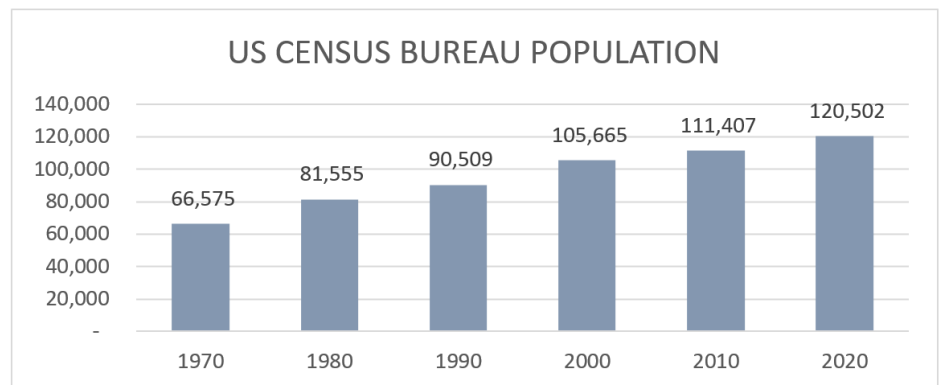
COVID

Although the COVID-19 Emergency Order was rescinded in June 7, 2021, not all services came back instantly. Some safety measures are still being followed to this day. Many departments have individuals that continue to work remotely full or part time. Some continue to limit how many people from the public can be in their office or waiting room at a time. Some courts handle as many cases as possible remotely by using Zoom or by phone, some have all hearings in person and others do a hybrid of both. Since our office is paper driven from warrant requests, reports, and files, other than the first 6 weeks of the lock-down, our employees have been in the office every day since the pandemic began in 2020.

POPULATION

Out of the 83 counties in Michigan, Allegan County is one of the top 5 fastest growing counties in the state. The population has steadily increased from 90,509 in 1990 to 120,502 in 2020. This is an increase of 33.13 percent in the last 30 years. And, an increase of 8.16 percent from 2010-2020. As a result we have and will continue to experience the inevitable increased workload with a limited staff.

Population by Year	% Increase
1970	66,575
1980	81,555
1990	90,509
2000	105,665
2010	111,407
2020	120,502



According to the Detroit Free Press Online in a story published August 13, 2021 by Paul Egan, Kristi Tanner and Christine McDonald, the fastest-growing Michigan counties are mostly all outside of southeast Michigan, according to the 2020 Census data. Michigan's five fastest growing counties since the last census were:

- Ottawa County in western Michigan, up 12% to 296,200;
- Grand Traverse County, in the northern Lower Peninsula, up 9.5% to 95,238;
- Kent County, in western Michigan, up 9% to 657,974;
- **Allegan County in western Michigan, up 8% to 120,502;**
- Washtenaw County, where Ann Arbor is the county seat, up 8% to 372,258.

CRIMINAL CASE CHARGING DUTY

Under Michigan Law, it is the duty of the Prosecuting Attorney to decide “if” someone will be charged with a crime and the precise nature of that criminal prosecution. Police agencies submit their investigative reports to the Prosecuting Attorney to determine if a factual and legal basis exists to initiate prosecution. The Prosecuting Attorney has a great responsibility to carefully review reports and properly charge suspects. Each investigative report, if it results in a charged crime, could result in a jury trial in District Court, Circuit Court, or Family/Probate Court; and a jury trial could cost Allegan County between \$300.00 and \$800.00 per day of trial. The chart below shows the number of Adult and Juvenile charging requests and Abuse and Neglect petitions received by our office since 2013.

CASES ENTERED IN ACT/JCT								% of Charging Requests Denied		
	Adult	Denied	Juvenile	Denied	Ab/Neg	Total Rec'd	Total Denied			
2013	4307	655	448	75	221	4755	730	2013	16.67	Anderson/Kengis
2014	4062	633	503	85	147	4712	772	2014	16.91	Anderson/Kengis
2015	4237	496	434	77	146	4817	637	2015	13.63	Anderson/Kengis
2016	4308	512	436	77	151	4895	655	2016	13.80	Anderson/Kengis
2017	4827	496	438	71	76	5341	616	2017	11.69	Kengis/Koch
2018	5096	634	350	84	99	5545	771	2018	14.15	Koch/Kasson *
2019	4705	672	301	60	94	5100	732	2019	14.62	Koch/Kasson
2020	3868	575	276	64	88	4232	639	2020	15.43	Koch/Kasson
2021	3792	551	361	68	81	4234	619	2021	15.19	Koch/Kasson
2022	3537	523	423	82	47	4007	605	2022	15.27	Koch/Kasson

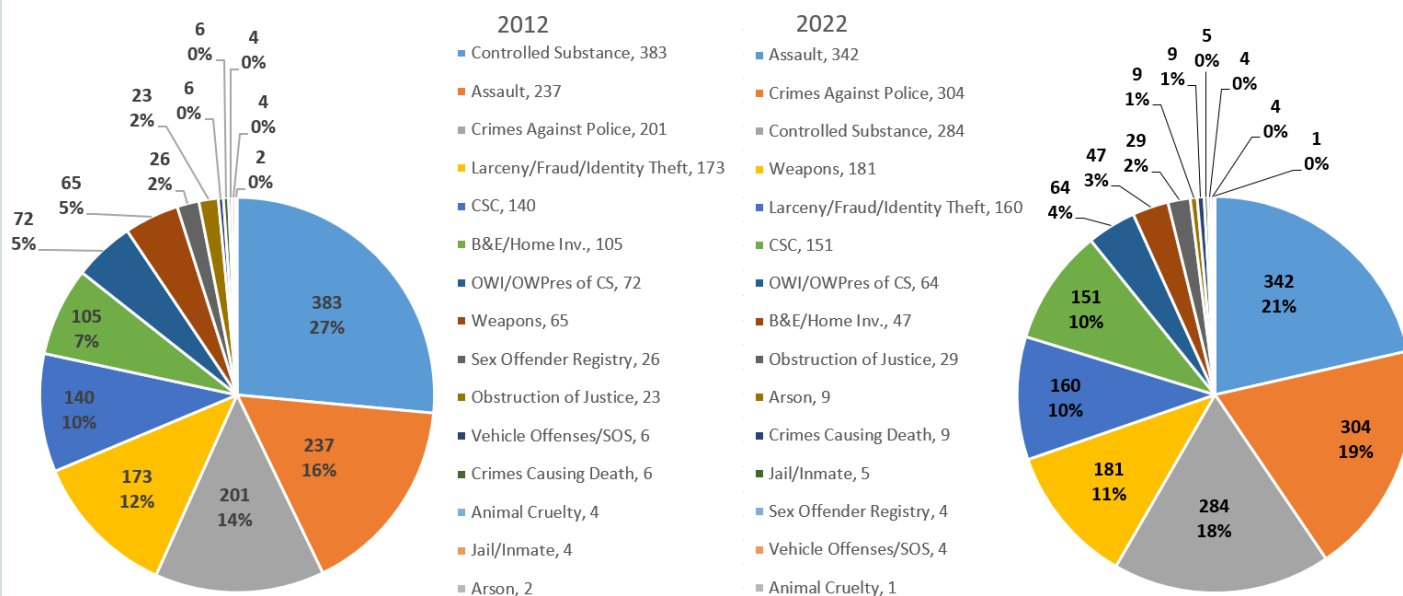
* Kengis PA 1/1/18-3/16/18 Koch PA 3/17/18-12/31/18

During the last year, this office reviewed 3537 adult criminal warrant requests, 423 juvenile delinquent petitions and 47 new Abuse and Neglect petitions provided to us by DHHS. On average, the office received 16.28 requests for adult and juvenile charges each day and 3.9 new Abuse and Neglect cases each month during 2022. The numbers above show how many cases were entered into our Adult Case Tracking (ACT) System and Juvenile Case Tracking (JCT) System. **(PLEASE NOTE:** The number of Adult Cases entered above vs. the number listed on page 21 varies because the number above includes Civil and Other cases entered in ACT in which warrant request forms were not submitted by an agency. Civil and Other cases for 2022 is 148 The 3389 Warrant Requests shown on page 21 added to 148 equals the 3537 listed above.)

It is important that the Office of Prosecuting Attorney have a sufficient staff of attorneys to not only be available to staff the 5 Judge’s courtrooms, 2 Family Court Referee’s Court Rooms, District Court Magistrate’s Hearing Room and additional Family Court Referees, but to also have attorneys available to review arrest warrant requests and search warrants, among all of the required statutory duties. Due to the serious nature of criminal cases and county civil liability, it is necessary for Assistant Prosecutors to have a sufficient amount of time to review investigative reports and prepare for each hearing.

The types of crimes being committed in Allegan County has shifted somewhat over the years. The two pie charts below help to illustrate that point. In 2012 the top 3 crimes committed were Controlled Substances, Assaults, and Crimes Against Police.

In 2022 Assaults became the #1 most charged crime at 342 charges, which is a 44% increase since 2012, Crimes Against Police was #2 with 304 charges, which is 51.2% increase. The Crimes Against Police



category includes R&O with Injury (9), and Fleeing (65). Controlled Substance moved to #3 at 284 charges.

In 2022, felony assault crimes increased being charged 105 more times than in 2012 (44.3% increase) which includes Strangulation (56), Domestic Violence (61), Felonious Assault (83) and Stalking (29).

Also, the laws themselves change regularly due to changes by the Michigan State Legislature. A charge that was once a Civil Infraction, can become a Misdemeanor, and likewise Misdemeanors become Civil Infractions or they may change to a Felony.

The Prosecuting Attorney and staff have a tremendous impact on how the criminal element is handled in Allegan County. Economic pressures and constraints have been placed upon every segment of our governmental system. However, law enforcement (as well as our educational system) continues to be a vital link in our civilized society and must be protected. I point out to the Board of Commissioners that the Office of the Prosecuting Attorney is a constitutionally mandated office in Michigan County Government and the County must fund the office at a serviceable level.

MISDEMEANOR CASES - DISTRICT COURT

Misdemeanor cases are crimes handled in District Court where punishment results in incarceration

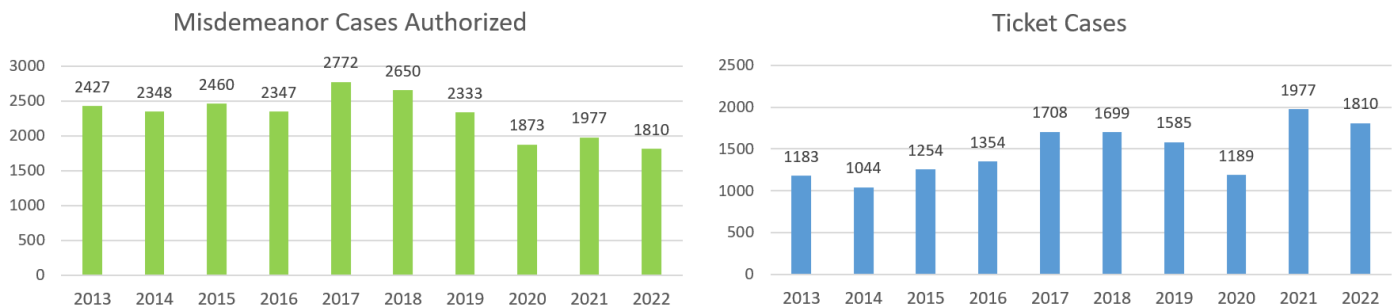
in the county jail for up to one year. Allegan County has two District Court Judges and a Hearing Magistrate. All felony cases begin in and have several hearings with the District Court before they are Bound Over to Circuit Court.

These types of cases are large in number and include, assaults (domestic and others), drunk driving, and property crimes. As a matter of policy, this office has sought and received significant jail terms for repeat drunk drivers and domestic assault defendants.

In 2022, Authorized Misdemeanor cases and ticket cases were slightly lower than in 2021.

OWI Cases

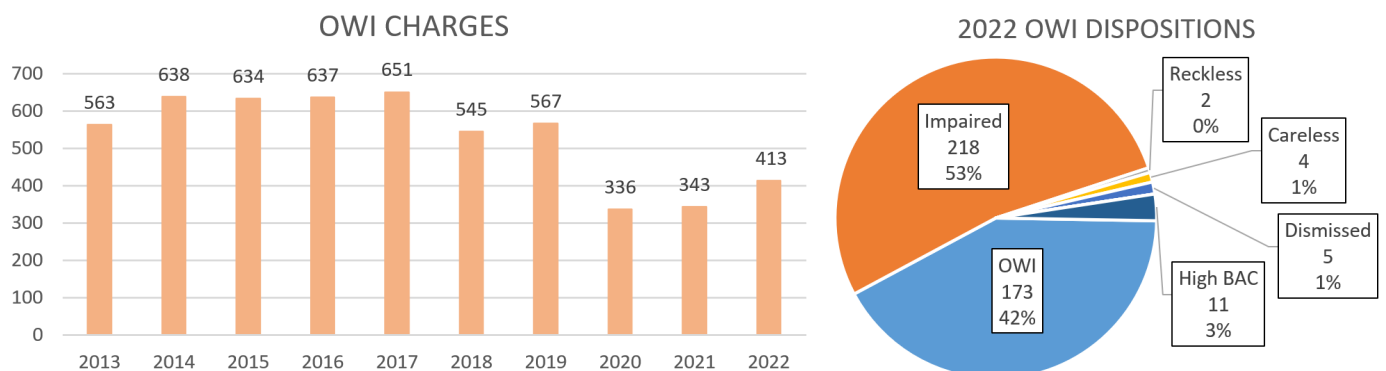
In 2022, 413 individuals were charged with Drunk Driving. Also, in 2022, 95% (391) of the OWI



dispositions were convicted of either Operating While Intoxicated (OWI) or Impaired Driving. The pie chart below shows what the final disposition was on individuals charged with OWI. The graph next to it shows the total number of Drunk Driving Charges authorized from the years 2013 to 2022.

In 2020, there were 65 counts of felony level OWI, 1 count of OWI Causing Death, 1 count of OWI Causing Serious Injury and 7 counts of OWI with an Occupant under the age of 16.

In 2021, there were 75 counts of felony level OWI, 1 count of OWI Causing Death, 3 counts of OWI Causing Serious Injury and 7 counts of OWI with an Occupant under the age of 16. And, 2 counts of Operating



with the Presence of a Controlled Substance.

In 2022, there were 67 counts of felony level OWI, of those 3 counts of OWI Causing Death, 7 counts of OWI Causing Serious Injury, and 3 counts of OWI with an Occupant under the age of 16.

Moving Violations Causing Serious Injury and Death

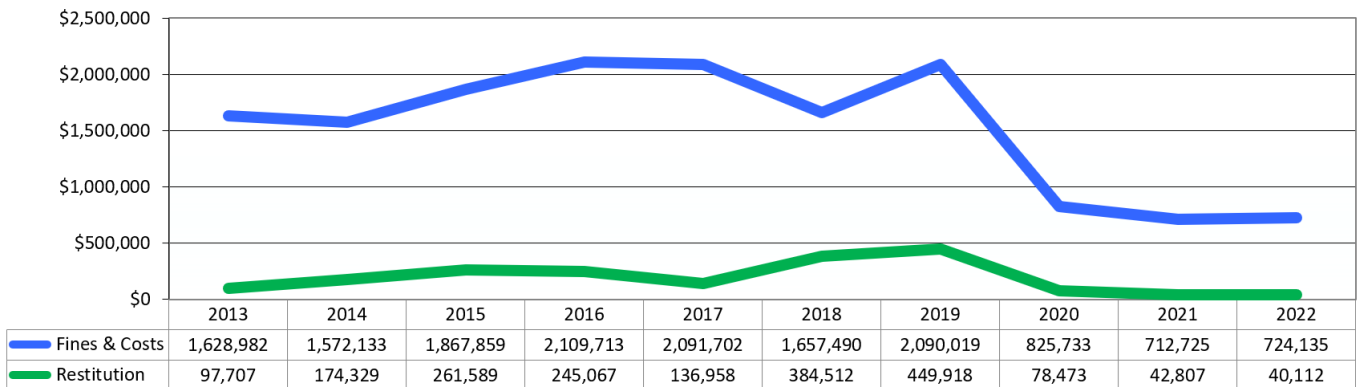
In the past, when a vehicular crash resulted in death, it was called Negligent Homicide. In 2016, this statute was amended to change the charge from a 2 year high court misdemeanor to a 1 year misdemeanor. Moving violation causing serious injury was also amended and is now a 93 day misdemeanor. If a defendant was driving recklessly or under the influence of alcohol and/or controlled substances, felony level charges may be authorized.

These cases take a great deal of time reviewing and analyzing the crash reconstruction data which involves the need for expert witnesses. In addition, the Prosecuting Attorney personally meets with every family to explain the court process and assess the goals the family has for the case. We currently have 24 such cases pending involving vehicular death or serious injury.

Fines, Costs & Restitution

The graph below shows what the District Court has ordered in regards to fines, costs, and restitution where this office has actively been involved.

Domestic Violence

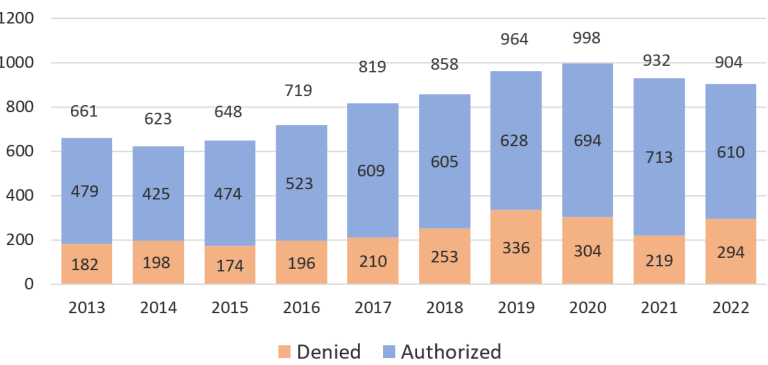


Domestic Violence is abuse perpetrated by one or both partners involved within an intimate or family relationship. Domestic Violence is considered to be fairly expansive in nature, due to the fact that it may include a wide range of victims, activities, and vary in severity. The term “Domestic Violence” can include

physical assault, property damage, arson, home invasion, weapons charges, telephone misuse, interfering with electronic communication (interrupting a phone call for help), stalking, emotional abuse, unlawful imprisonment, sexual abuse, and homicide.

Domestic Violence can take place within a variety of intimate relationships, including married couples, individuals who are cohabitating, individuals considered to be intimately involved or child/parent relationship. Domestic Violence is not specific to any age, sexual orientation or economic group.

DOMESTIC VIOLENCE CHARGING REQUESTS RECEIVED



When children are subjected to Domestic Violence it can often result in the perpetuation of violence within the home, at school or in their own dating relationships.

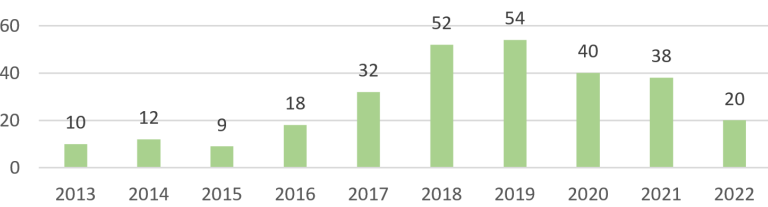
Despite the existence of institutions providing resources, shelter, and assistance through the legal system, it is estimated that only about 50% of Domestic Violence incidents are reported.

The graph above outlines the number of requests we receive each year for charges relating to Domestic Violence. As we see, Domestic Violence was an area that increased during the first year of the pandemic, but has slightly declined each year since covid restrictions eased.


In 1998, the 57th District Court, at the request of this office and the Allegan County Domestic Violence Task Force, implemented a Domestic Violence Diversion Program where first time offenders are given the opportunity to receive counseling and avoid criminal convictions. The pre-requisites for acceptance into the program are specific, and one cannot qualify if there is aggravated physical injury or a history of Domestic Violence. The goal of the program is to stop the cycle of violence. The statistics from the 57th District Courts Annual Report are extremely encouraging for successful results from this program.

In 2015, a change in the law made Strangulation a 10 year felony, instead of a 93 day misdemeanor. In 2015 our office charged 9 counts of Assault with Intent to do Great Bodily Harm Less Than Murder (Assault GBH) and 38 counts of Strangulation.

GBH/STRANGULATION CASES



In 2016 our office charged 18 counts of



Assault GBH and 54 counts of Strangulation.

In 2017, our office charged 32 counts of Assault GBH and 18 counts of Strangulation.

In 2018 our office charged 52 counts of Assault GBH, which at that point encompassed Strangulation as well. The chart above shows the number of Assault GBH cases charged since 2013.

Specialty Courts

It is an important part of our duties to respond to concerns of the community. One example is the participation of this office in the use of the Allegan County Mental Health Court, the Drug Treatment Court, West Michigan Regional Veterans' Treatment Court and Sobriety Treatment Courts. These programs require assigning an Assistant Prosecuting Attorney to attend program meetings and hearings in court.

Mental Health Treatment Court

On September 14, 2009, Judge Skocelas together with representatives from the Allegan County Sheriff's Department, Allegan City Police, Allegan County Prosecutor's Office, Allegan County Community Mental Health, Michigan State Police, local defense attorneys and local substance abuse providers (OAR) to create a Mental Health Treatment Court.

During the year 2022, 15 people applied to the program, 7 people were admitted into the program, and 8 people were rejected. 3 people graduated successfully from the program. The number of graduates included participants that were admitted in 2021 as well as 2022.

Drug Treatment Court

The first participant was admitted into the Adult Drug Treatment Court on June 30, 2011 and was presided over by District Court Judge Baillargeon. The Allegan County Drug Treatment Court addressed the revolving-door cycle in which drug and alcohol offenders moved in and out of the justice system. Drug Treatment Court provided a comprehensive, sustained continuum of therapeutic interventions, treatment and other services to increase a participant's periods of abstinence and reduce relapse, re-arrest and subsequently incarceration. During 2021, the program was discontinued.

Veteran's Court

The West Michigan Regional Veterans' Treatment Court began operation on February 7, 2014 and Magistrate Daniel Norbeck is the Administrator/Case Manager. The jurisdiction of the Veteran's Treatment Court is that of both the district and circuit courts of Allegan, Van Buren and Ottawa counties, but also accepts veterans from surrounding counties. It was developed and organized by Judge Baillargeon and the treatment court team to help veteran participants address underlying service related issues.

Partnering with the court from all three counties are county commissioners, judges, prosecutors, probation, law enforcement, mentors, community supervision providers, treatment providers, the Veterans Health Administration, Veterans Benefit Administration, veteran employment representatives and veterans service organization service officers.

During the year 2022, 12 people applied for the program, 7 people were admitted, 1 transferred, 4 failed the program and 2 graduated successfully. The number of graduates included participants that were admitted in 2021 as well as 2022.

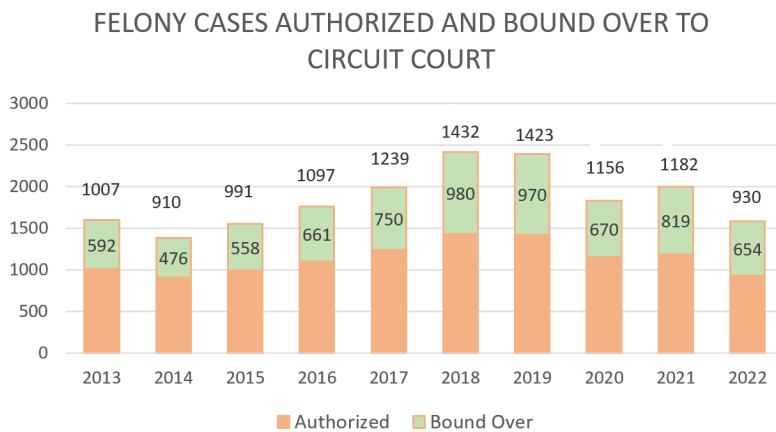
Sobriety Treatment Court

The Sobriety Court was established in April of 2018 and is presided over by Judge Baillargeon. This was specifically designed to address Operating While Intoxicated (OWI) 2nd Offense. This program has three goals: divert from jail, eliminate substance use among substance abusers and to reduce OWI recidivism.

During the year 2022, 25 people applied to the program, 13 were admitted, 12 were rejected, 2 failed and 27 graduated successfully. The number of graduates included participants that were admitted in 2021 as well as 2022. Sobriety Court currently has 3 therapy groups with a maximum of 10 people allowed in each group at one time. This is the only Specialty Court that has a limit of how many people can be in at one time.

FELONY CASES - CIRCUIT COURT

The Circuit Court docket includes felony cases which are crimes where punishment is incarceration in excess of one year. The chart below shows the number of felonies authorized each year and how many felonies were bound over to Circuit Court. Felony cases require significant staff time and multiple court appearances such as pre-exam hearings and preliminary examinations in District Court. If the case is bound over to Circuit Court, the Prosecuting Attorney is responsible for all proceedings at that level including pre-trials, motion hearings, pleas, bench or jury trials, and sentencing. All felony cases have strict time limits both for preliminary examinations (within 14 days) and trials (within 180 days). Allegan County's two Circuit Court Judges are primarily responsible for handling the adult felony cases. Due to the ongoing pandemic, these case numbers were also reduced significantly.

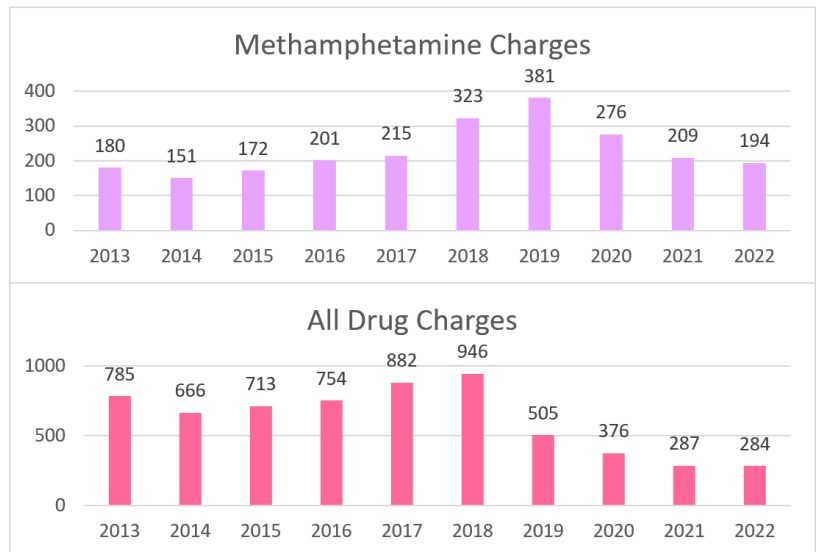


Controlled Substances

A large portion of our felony case load consists of controlled substance violations. Out of the 284 felony drug charges that were authorized in 2022, 194 or 69.3% involved Methamphetamine. Those charges are:

Deliver/Manufacture Methamphetamine (17), Operating/Maintaining a Lab Involving Methamphetamine (3) and Possession of Methamphetamine (173) and Controlled Substance Delivery of Methamphetamine to Minor (1).

There was an increase of other controlled substance cases including fentanyl and cocaine. Often, controlled substances are mixed and charged for the larger component of controlled substance.



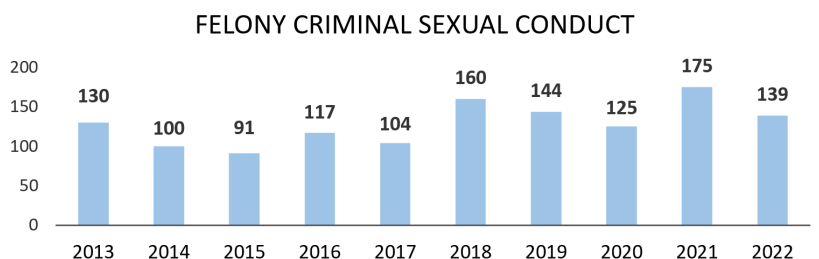
The use of Marihuana was legalized in December 2018. In 2017, 61.9% of all drug charges were marihuana related. In 2018, 53.49% (506) were marihuana related. In 2019, 3.76% (19) were related to marihuana, in 2020, 9 cases were related to marihuana, in 2021, 13 cases were related to Marihuana. In 2022, 17 cases were related to marihuana.

Criminal Sexual Conduct

Criminal Sexual Conduct (CSC) charges, Child Sexually Abusive Materials and/or Activity (CSAM), and Sexual Assaults are included in the graph on

the right. The reduction in cases in 2020 is linked to victims, particularly children, not having the safe adult to disclose to when schools were shut down to in-person instruction. However in 2021, the reporting

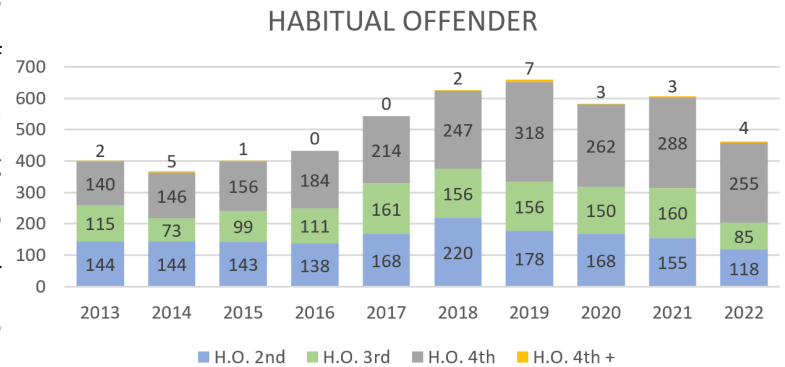
of cases significantly increased. In 2022 the numbers were lower than in 2021, however they remained higher than 2020. These cases often require further investigation before authorization and additional cases are now pending in 2023.



Habitual Offenders

Under Michigan's current habitual offender law, once an individual has previously been convicted of

one or more felonies (or attempts to commit felonies), that person can be sentenced for subsequent felony charges as a “habitual offender.” A habitual offender faces sentencing enhancements ranging from 25 percent, 50 percent, or 100 percent depending on the number of previous felony convictions on top of any sentence they could receive for an immediate offense for which they are being convicted. The statutory maximum is also increased by this law. The Habitual Offender 4th+ is a statutory mandatory minimum of 25 years in prison for violent offenders who commit new violent crimes.



Assault GBH/Strangulation

As mentioned earlier, (page 10) in 2015, Assault with Intent to do Great Bodily Harm Less than Murder (Assault GBH) changed to include Strangulation. Prior to that, Strangulation was categorized as a misdemeanor. On page 10 is a graph of the number of Assault GBH cases that were charged from 2013-2022.

Human Trafficking

In the last few years, Human Trafficking has come to the national forefront. It is defined as modern day slavery and includes recruiting, enticing, harboring, transporting or providing individuals for the purpose of forced labor or services. Traffickers use force, fraud, or coercion to lure their victims and force them into labor or commercial sexual exploitation. The trauma caused by the traffickers can be so great that many may not identify themselves as victims or ask for help, even in highly public settings.

HUMAN TRAFFICKING / PROSTITUTION

	2017	2018	2019	2020	2021	2022
Human Trafficking (M)	0	0	0	0	0	0
(F)	1	0	0	0	0	0
Prostitution (M)	1	1	0	0	0	0
(F)	7	0	0	0	1	0

Charges	2017	2018	2019	2020	2021	2022
Felony						
Keeping a House of Ill Fame	1	0	0	0	0	0
Prostitution/Pandering	2	0	0	0	0	0
Prostitution/Accepting Earnings	2	0	0	0	0	0
Prostitution/Engage Service of a Minor	0	0	0	0	1	0
Prostitution/Transporting Person	2	0	0	0	0	0
Human Trafficking-Minor for Commercial Sexual Activity	1	0	0	0	0	0
Misdemeanor						
Prostitution/Engaging Services of	1	1	0	0	0	0
Prostitution/Leasing House	0	0	0	0	0	0
	9	1	0	0	1	0

Many myths and misconceptions exist. Recognizing key indicators of human trafficking is the first step in identifying victims and can help save a life, and stop an offender. Not all indicators are present in every human trafficking situation, and the presence or absence of any of the indicators is not necessarily proof of human trafficking.

Homicides

In 2022, we authorized four cases where individuals were charged with driving offenses causing death. Three were Operating While Intoxicated Causing Death. And, one was charged with Failing to Stop at the Scene of an Accident by the At-Fault Driver. These cases are assigned to the Prosecuting Attorney or the Chief Assistant Prosecuting Attorney and a junior attorney. They take a great deal of time to prepare, often involving 50 witnesses or more and a plethora of evidence.

During 2022, there were five individuals charged with six counts of Murder. Four of those are still pending in 2023 and 1 defendant was convicted.

During 2022, the Allegan County Prosecutor's Office was also handling the Dennis Bowman cold case homicide. Hundreds of hours were spent each week preparing and organizing this case, reviewing evidence, filing and answering motions, and meeting with witnesses. He was convicted of Murder in the 2nd Degree, as a Habitual Offender 2nd Offense. He was serving 2 life sentences plus 20 years for his convictions of murder, rape and burglary in Virginia. Please see attached memo from the sentencing of Dennis Bowman on February 7, 2022. He is serving all sentences in the state of Virginia based on my decision to return him to the Virginia Department of Corrections. There is currently a docuseries in production detailing this case. All team members from Allegan County and Virginia were interviewed. The series should air in 2024.

Many hours are spent each week preparing and organizing these cases, reviewing evidence, filing and answering motions, and meeting with witnesses.

CIRCUIT COURT – FAMILY DIVISION

The Circuit Court – Family Division has one Family Court/Probate Judge, and two Hearing Attorney-Referees.

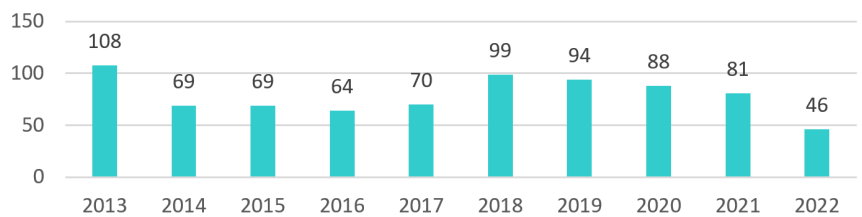
In the Family Court, the Prosecuting Attorney has the responsibility of bringing cases of child neglect or abuse to the court, cases of juvenile delinquency, as well as involuntary Mentally Ill commitments pursuant to the Mental Health Code in Probate Court.

Abuse/Neglect

The graph on the following page shows how many new Abuse and Neglect Petitions were authorized

since 2013. In 2022 our office authorized 46 new Abuse and Neglect Petitions, which represents 82 children. Also, during 2022 our office filed 13 petitions to Terminate the Parental Rights of one or both parents in Abuse and Neglect cases.

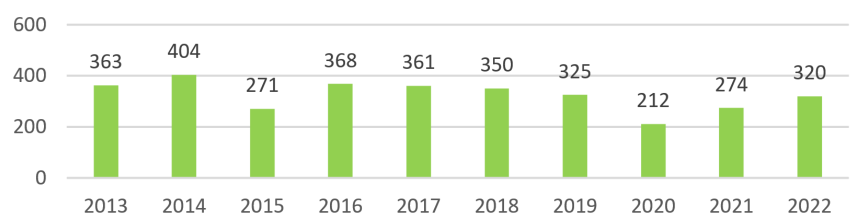
ABUSE AND NEGLECT PETITIONS



Delinquency

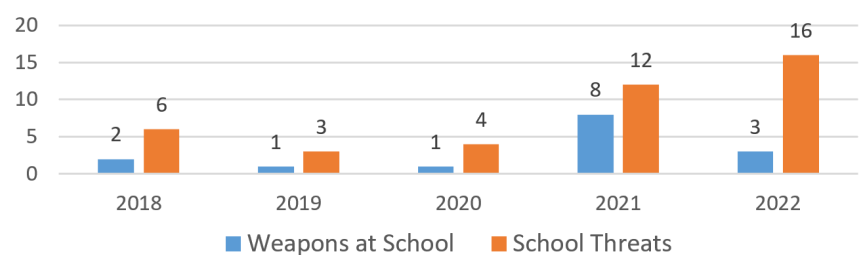
In 2022, this office authorized 320 juvenile delinquency petitions. (This number includes some requests for charges received in 2021.)

DELINQUENCY CASES AUTHORIZED



The chart below illustrates charges regarding school threats and possession of weapons at school charges over the last 5 years. The increase in school threats and weapons in school are related to school shootings nation wide and even in the state of Michigan coupled with the increase in media and social media coverage surrounding them. The Allegan County Prosecutor’s Office took each case extremely seriously as each directly impacted the safety of our students and schools.

JUVENILE SCHOOL CHARGES



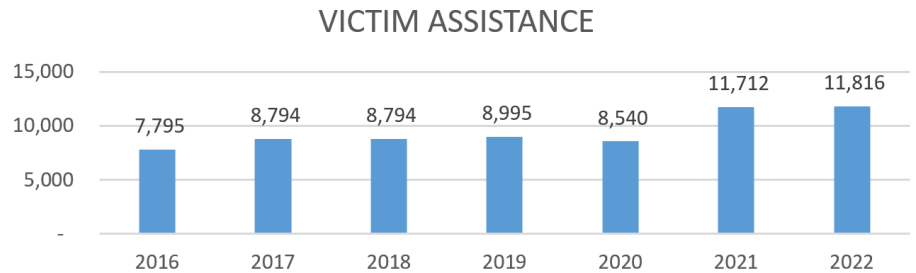
Mentally Ill

It is necessary to regularly appear for involuntary commitment hearings of the mentally ill. These hearings are held every month at the Kalamazoo Psychiatric Hospital (KPH). Our county is on a rotation schedule with 14 other counties, and in 2022 our office attended 3 times. These Hearings typically require an APA from our office travel to the KPH on the days our Probate Judge and his recorder are scheduled to conduct these hearings. These were changed to Zoom hearings when court resumed during the Covid Restrictions. During 2022, all of these hearings continue to be conducted via Zoom. Occasionally, our Probate Court will hear Mentally Ill Petitions for Treatment hearings in with Judge Buck in Allegan County. During 2022 there were 26 (there were 15 in 2021) hearings set in the Allegan County Probate Court that our office attended. These cases include many people that are a serious threat to the public or themselves.

CRIME VICTIM ASSISTANCE

Most crime victims experience physical suffering, financial loss, and emotional distress. Physical injuries occur in nearly one-third of all violent crimes. Our Victim Assistance Program provides an extensive notification service to victims to advise them of each court proceeding as their case moves through the court system. In 2022, the Victim Assistance Program provided over 11,816 contacts with victims throughout the year. This is 104 more contacts than in 2021. This is a very important function of this office and is mandated by the Crime Victims Rights Act.

During 2022, our office provided services by way of letter, telephone contact and email, providing support to victims in court and providing appointments with victims of various crimes.



The Victim/Witness Coordinator serves as the primary contact for victims of Domestic Violence, Criminal Sexual Conduct, Homicide/Open Murder, Drunk Driving or Driving Under the Influence of Controlled Substance Causing Death or Serious Injury, as well as other victim related crimes. This contact includes explaining of rights, court procedures, services, shelter alternative and assistance. On every death related case, the Prosecuting Attorney, Assistant Prosecuting Attorney, Detectives and Victim/Witness Coordinator personally meet with the families of the victims multiple times.

Our Victim Assistance Program is funded by a grant of \$171,547. This Grant is used to employ both a full time Victim's Rights Coordinator, full time Victim's Rights Administrative Assistant, and a part time Victim Advocate Specialist, who assists the Victim/Witness Coordinator.

The Allegan County Victim/Witness Coordinator has a Bachelors Degree in Psychology with over thirty years of experience working with child and adult victims.

Canine Advocate - Joey

On July 11, 2019, our office received our Canine Advocate, Joey. He a yellow lab and was 18 months old when he came to work in our office. His primary handler is Emelda Calanchi-Pope, our Victim/Witness Coordinator, and his secondary handler is Judith Kasson, our Chief Assistant Prosecutor.


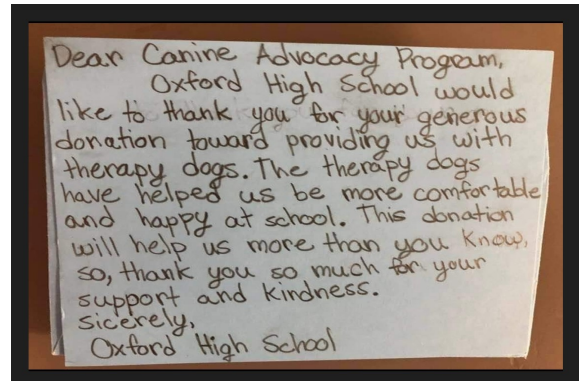
During 2022, Joey assisted 83 children, teens and adult victims prior to prelims, for trial prep and

during appointments. This is more than double the number in 2021 which was 41.

He assisted in one Sentencing Hearing, 14 Preliminary Hearings and 3 Trials which each lasted several days at a time. Even though the victims and witnesses weren't in court every day, Joey stayed with them the whole time they waited in our office as the trial continued.

Joey went to Oxford High School with other K9 advocates from across the state to support the brave students and teachers that were going back to school on the first day of the 2022/2023 school year.

Joey has his own Facebook page with occasional uplifting posts and Holiday messages.



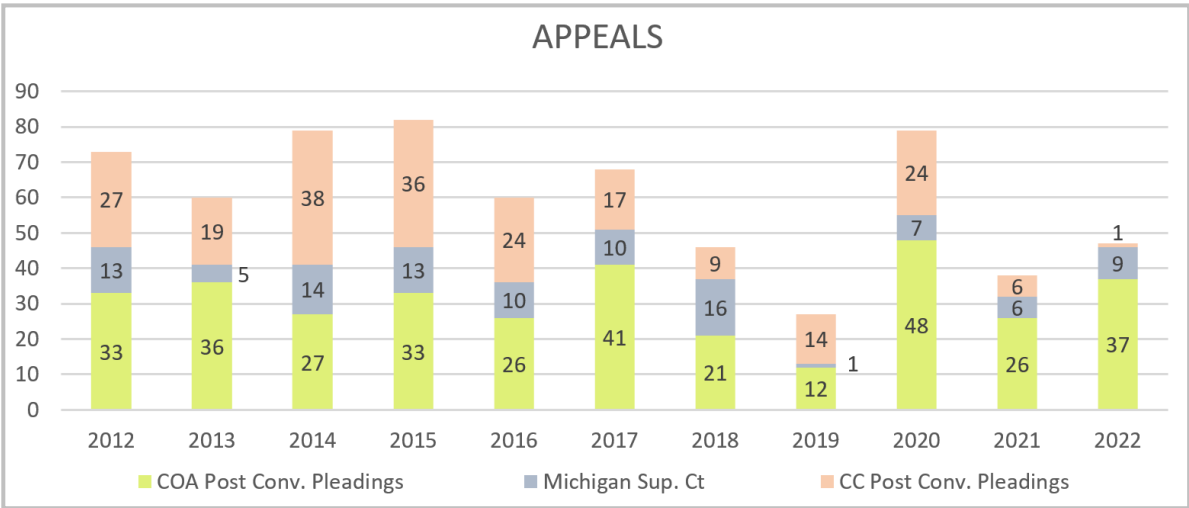
Joey attended Safe Harbor's Pinwheel Garden Event in April. He also participated in the Community Trunk or Treat event hosted by Allegan Foster Home Licensing Team on October 26.

Joey took 2nd place in the Howl-o-ween Pet Costume Contest and Fundraiser put on by the 1 Fur 1 Foundation. This foundation, which operates in 8 different states was created to nurture and expand therapeutic bonds between animals and people in need. Joey and his friends raised \$246 for this program. He won a \$75 Visa gift card which he donated to the Safe Harbor. He also took home a lot of treats.

APPEALS

Persons convicted of crimes are entitled to seek appellate review of their conviction, as are parents involved in civil child protection cases, juvenile delinquents, and those subjected to involuntary mental health proceedings. The Prosecuting Attorney prosecutes these appeals. In addition, the Prosecuting Attorney periodically seeks redress in appeals courts. A lack of diligence in defending appeals can result in convictions being overturned and dangerous people being prematurely released from incarceration. In addition, as they say, “Justice delayed is justice denied.” Re-litigating cases that are reversed on appeal causes additional trauma to victims and witnesses and substantial costs. Occasionally, appeals are pursued prior to trial. These also require action by the Office.

As reflected on the chart below, the Prosecuting Attorney received and reviewed 49 pleadings and filed 37 pleadings with the Court of Appeals. Our office participated in 4 oral arguments in the Court of Appeals. We received and considered 89 instances of correspondence from the Court of Appeals. The Office received and reviewed 10 pleadings filed in the Michigan Supreme Court and filed 9 pleadings. The Office received correspondence requiring consideration 11 times from the Supreme Court.



The Office received one appeals pleading following a conviction for a violation of a Personal Protection Order and filed a response.

Other significant filings by our office include one objection to the Parole Board’s proposed discharge of

an inmate from prison, one pleading objecting to an order of involuntary hospitalization, and two actions related to Secretary of State proceedings.

OTHER CASE DUTIES

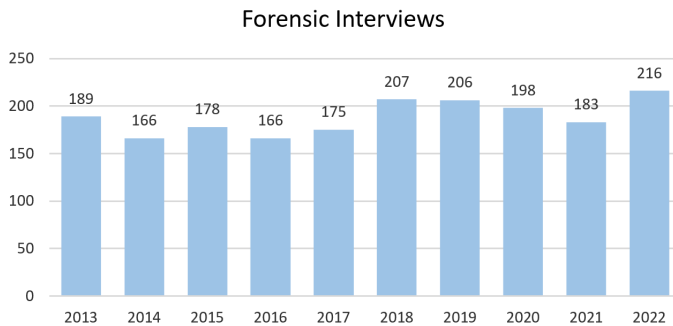
The Prosecuting Attorney also is responsible for enforcement of approximately 253 mandated duties created by 373 different statutes which include things like advising various county departments and agencies and making sure the annual county real estate tax sale is completed correctly.

This office is a part of the Southwest Michigan Enforcement Team (SWET). The team’s top priorities are to: reduce the number of lives lost due to drug overdoses, investigate, dismantle, and successfully prosecute major drug trafficking organizations and be an investigative resource to police agencies in Southwest Michigan. SWET is comprised of sworn Law Enforcement personnel from the Berrien County Sheriff’s Office, Allegan County Sheriff’s Office, Allegan City Police Department, Barry County Sheriff’s Office, Calhoun County Sheriff’s Office, Covert Township Police Department, Kalamazoo County Sheriff’s Office, Kalamazoo Township Police Department, Michigan State Police, South Haven City Police Department, St. Joseph County Sheriff’s Office and Sturgis City Police Department.

SWET is funded in part by the Michigan HIDTA (High Intensity Drug Trafficking Area) as well as the U.S. Department of Justice, Byrne JAS Grant. As a member of this team, our office will now receive 20% of any contested civil forfeiture and 10% of any administrative civil forfeiture.

The Allegan County Prosecutor’s Office leads the Allegan County Child Abuse Multi-Disciplinary Team with 10 other agencies pursuant to the Child Abuse Investigation Protocol mandated by the State of Michigan. The team reviews all cases of suspected child sexual abuse and severe physical abuse. The reviews include monitoring child forensic interviews and a monthly case review process of those interviews. On average, this team reviews and monitors the progress of approximately 160 cases of child abuse, criminal sexual conduct and child sexually abusive material every month.

An interview of a child typically takes one hour to complete, and assistant prosecutors are present for that part of the investigation. Interviews are conducted by a trained forensic specialist, while the remainder of the team views the interview over closed circuit video at the Safe Harbor Children’s Advocacy Center or through the use of poly-com technology from the Prosecutor’s Office. This system was made possible by a grant through Safe Harbor and



allows Assistant Prosecutors to be present for the interviews while not leaving the office.

ON CALL DUTIES

A Prosecuting Attorney is on call twenty-four hours a day. The Prosecutor is required to consult with police agencies, issue arrest warrants even during evenings, weekends and holidays and be available to prepare search warrants (which are usually needed at the most inconvenient times).

OTHER ACTIVITIES

The Prosecuting Attorney continues to be active in several different areas related to criminal justice. The involvement includes membership and participation in the following agencies and organizations:

Board of Directors—*Prosecuting Attorney Association of Michigan, now elected as 1 of 4 officers on the Executive Board along with Prosecuting Attorney's from Kalamazoo, Kent and Midland counties as of August 2023.*

Vice President—*Board of Directors of Safe Harbor Child Advocacy Center,*

Co-Chair—*Allegan County Coordinating Council on Domestic Violence,*

Chair—*Case Review Multi-Disciplinary Team,*

Chair—*Child Advocacy Center Advisory Committee,*

Member—*Allegan County Substance Abuse Prevention Counsel,*

Member—*Child Death Review Committee,*

Member—*MACC,*

Chief Chair—*Allegan County Law Enforcement Council (ACLEC),*

Board Member—*Ascencion-Borgess Hospital Foundation*

Trainer for the *Prosecuting Attorney Association of Michigan,*

Member—*Allegan County Safe Schools Committee.*

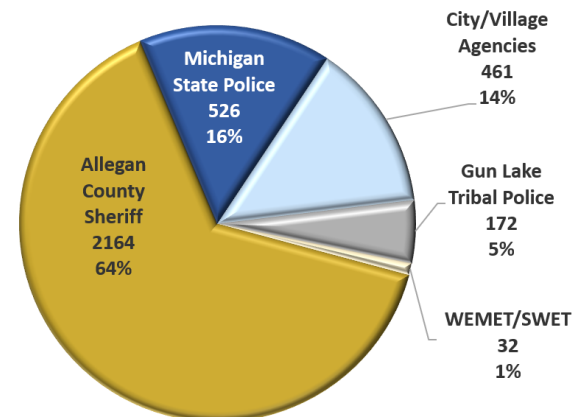
Member—*Allegan Rotary*

LAW ENFORCEMENT AGENCIES

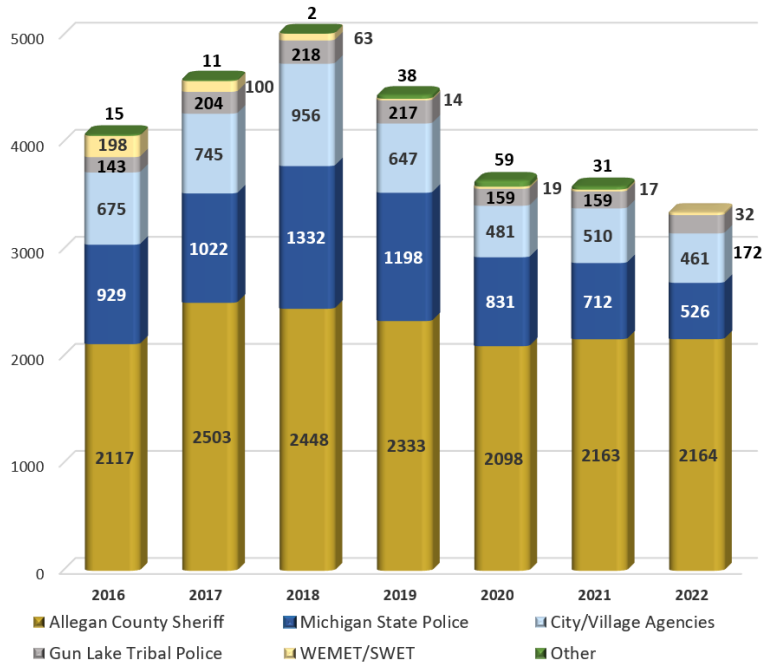
This office serves all the law enforcement agencies in Allegan County including the Sheriff's Office, the State Police, DNR, and the Cities of Plainwell, Otsego, Wayland, Holland, Allegan, Douglas, Fennville and Gun Lake Tribal Police Department. The Gun Lake Tribal Police was established in 2012.

As the gatekeeper of all criminal activity from the policing agencies to the court system it is critical to our criminal justice system to adequately staff the Office of the Prosecuting Attorney and not compromise the public safety of the citizens of Allegan County. The pie chart on the previous page shows of all the charging requests we received in 2022, and what the

2022 Agency Request for Warrants



AGENCY REQUESTS FOR WARRANTS



percentage was from each department. On the left is a graph showing what the different agencies have submitted over the last 5 years, and the chart below that shows more detail as to all the different agencies that have submitted warrant requests for review since 2013.

	2013	2014	2015	2016	2017	2018	2019	2020	2021	2022
Allegan County Sheriff's Dept.	2167	1957	2023	2117	2503	2448	2333	2098	2163	2164
Michigan State Police	960	933	967	929	1022	1332	1198	831	712	523
Gun Lake Tribal Police	114	122	155	143	204	218	217	159	159	172
WEMET/SWET	107	89	160	198	100	63	14	19	17	32

All Local City & Village Agencies:

Allegan PD	187	185	155	176	167	199	223	147	120	137
Douglas PD (2018)	-	-	-	-	-	31	60	23	20	26
Fennville PD	20	10	8	17	15	19	10	29	43	6
Holland PD	24	19	22	18	11	7	34	27	37	22
Hopkins PD	11	8	1	1	1	-	-	-	-	-
Otsego PD	118	97	106	85	106	116	120	79	126	124
Plainwell DPS	148	124	123	100	129	123	100	70	80	76
Saugatuck/Douglas PD	124	126	127	120	126	-	-	-	-	-
Wayland PD	162	184	184	157	189	170	99	106	84	70
Total City/Village	795	754	729	675	745	956	646	481	510	461

All Other Agencies:

Dept of Nat. Resources	32	14	21	4	5	14	27	44	26	32
Office of Insp. General	24	57	2	4	5	5	6	3	-	1
SCAR	4	-	4	3	1	1	2	5	-	3
Dept. Environ. Quality	-	1	1	-	-	-	-	-	-	-
Alpena Co.	-	-	-	-	-	1	-	-	-	-
Barry Co.	-	1	-	-	-	-	1	-	-	-
Berrien Co.	-	1	-	-	-	-	-	-	1	-
Kalamazoo Co.	-	-	-	-	-	-	-	-	-	1
Kent Co.	-	-	-	-	-	-	-	-	1	-
Ottawa Co	-	1	-	4	-	1	2	7	3	-
Van Buren Co.	3	-	-	-	-	-	-	-	-	-
Kalamazoo City PD	-	-	1	-	-	-	-	-	-	-
Grand Haven City PD	-	-	1	-	-	-	-	-	-	-
South Haven City PD	-	1	-	-	-	-	-	-	-	-
Hastings City PD	-	-	-	1	1	-	1	-	-	-
Wyoming City PD	1	-	-	-	-	-	-	-	-	-
Zeeland City PD	-	-	1	-	-	-	-	-	-	-
Total Other Agencies	63	75	28	15	11	22	39	59	31	37
Yearly Totals	4759	4819	4767	5341	5726	5132	4447	3647	3592	3389

OFFICE UPDATES

Employee Changes in 2022

- ◆ DeVante McCullom, Assistant Prosecutor joined our office on March 8, 2022.
- ◆ Leslie Huntington, IRPT Victim Advocate Specialist left employment with our office on April 27, 2022.
- ◆ Jeff Rhoa, Assistant Prosecutor left employment with our office on July 14, 2022.
- ◆ Nashell Miller, Legal Administrative Specialist left employment with our office on August 1, 2022.
- ◆ Meredith Beidler, Assistant Prosecutor re-joined our office on August 15, 2022.
- ◆ Tabitha Neal, Legal Administrative Specialist joined our office on August 22, 2022.
- ◆ Angela Brotherton, IRPT Victim Advocate Specialist joined our office on September 6, 2022.
- ◆ Steven Lanting, Assistant Prosecutor retired from our office on December 1, 2022 after 21 years with our office.
- ◆ Chris Kuhn , Electronic Media Specialist/Investigator joined our office on December 12, 2022.

Initiatives

Meth Regional Task Force—was put on hold during the pandemic.

CSAM Diversion Program—was put on hold during the pandemic.

Increase training county wide—ongoing.

Education and Training on Vehicular Crash Cases. See attached 2022 Michigan Traffic Crash Facts.

For the 2024 budget, I greatly appreciate the support of the County Administrator and Board of Commissioners in adding an additional APA and Legal Administrative Specialist

CONCLUSION

I look forward to working with all members of the law enforcement community to help make Allegan County a safe place in which to work, live, and raise a family.

Respectfully submitted,
Myrene K. Koch
Prosecuting Attorney

People v. Dennis Bowman Press Conference following Sentencing

February 7, 2022

Thank you all for being here today.

Today marks the sentence of Dennis Lee Bowman for the 1989 murder and dismemberment of his 14 year old adopted daughter, Aundria Michelle Bowman. He previously pled to Murder in the Second Degree, as a Habitual Offender Second Offense. He was sentenced this morning to: 35 – 50 years in prison.

He is also serving 2 life sentences + 20 years for his convictions for murder, rape, and burglary in the state of Virginia. Mr. Bowman will be returned to Virginia to complete his life sentences, as well as serve his time for this case.

This journey for justice for Aundria began the day she died March 11, 1989 and continued through the dedication and determination of the law enforcement teams, many of whom are standing here with me today, from the Allegan County Sheriff's Office, Michigan State Police, Norfolk Police Department, the Norfolk County District Attorney's Office, Naval Criminal Investigation Service, WMED Forensic Pathology Department, and the Michigan State University Forensic Biological Laboratory. This team of professionals never gave up and continued to collect evidence over the past 33 years. The Allegan County Prosecutor's Office wants to sincerely thank each and every member of this team for their hard work and professionalism.

The major break in this case came at a chance meeting between a detective from the MSP and a detective from the Norfolk Police Department who just happened to both be attending a cold case homicide conference in Virginia. They soon realized they had a suspect in common for two different murders in 2 different states, one in 1980 and this one in 1989.

Dennis Bowman was the suspect in Aundria's disappearance for many years. However, despite numerous search warrants, interviews, and searches of his property by law enforcement, no evidence was located at those times to link him to her murder.

The Norfolk Detective had DNA evidence from the scene of the homicide in Virginia but no suspect to compare it to. The MSP Detective had a sample of the suspect's DNA but no evidence suitable for comparison from the body of Aundria. Using the DNA obtained in Aundria's case and the evidence collected at the scene in Virginia, a laboratory comparison was made concluding a DNA match from the Virginia rape & murder was indeed that of Dennis Lee Bowman.

The teams of law enforcement and prosecutors from Virginia worked closely with law enforcement and prosecutors here in Michigan. This new investigation also allowed law enforcement in Aundria's case more opportunities to gather evidence. This joint endeavor eventually culminated in the confession of Dennis Bowman for the death & dismemberment of Aundria. He further confessed to the exact location of Aundria's remains in his own backyard where she had remained for 30 years.

In preparing for trial on this matter, information was gathered from family and friends of Aundria who described her as a sweet young girl who loved to talk with her friends . . .as a young girl who loved to play the flute. . .and as a sister who was fiercely protective of her baby sister who was just 15 months old at the time of her murder. Aundria was courageous & strong; she was someone who stood up for herself even in the face of abuse.


Aundria lost her life, her potential, and was given only a series of NEVER's. . .she would never go to prom or graduate high school. . . she would never go to college or find a career she loved. . .she would never get married or have children of her own. She would never enjoy growing up and growing old surrounded by family & friends who loved her.

We hope this conviction will give a sense of peace to Aundria's friends and family. While this does not lessen her loss to the world, hopefully, it will allow her to now rest in peace finally.

If you or someone you know has been a victim of sexual or physical abuse, please reach out. There are agencies and people who can help you. If you aren't sure where to turn, please contact law enforcement or the Allegan County Prosecutor's Office for assistance.

Every victim deserves to have a voice, to have justice, and through the dedication of the law enforcement team, we are thankful to have that in this case for Aundria.

At this time, I will ask if any members of my team would like to add any comments.



Michigan Traffic Crash Facts

Reporting Criteria

Please pay particular attention to the wording when interpreting the three levels of data gathered for this report.

Crash

The Crash Level analyzes data related to crash events and returns one result per crash.

Examples: Time, weather, and location.

Units

The Units Level analyzes the experience of the units in the crash and returns one result per vehicle, driver, pedestrian, bicyclist, or train.

Examples: Vehicle type, driver condition, and unit events.

People

The People Level analyzes the experience of the people involved in the crash and returns one result per occupant/person/party.

Examples: Age, injury severity, and seat belt or helmet use.

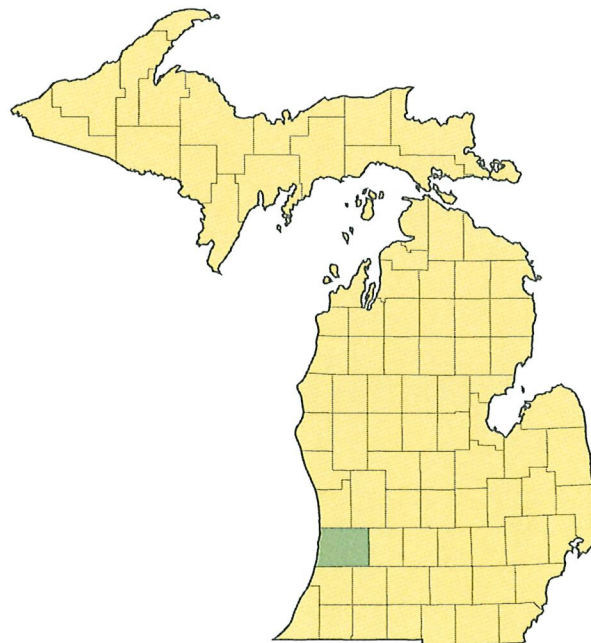
KABCO Injury Indicator:

- K = Killed
- A = Suspected Serious Injury
- B = Suspected Minor Injury
- C = Possible Injury
- O = No Injury
- Property Damage Only (PDO)



Allegan County

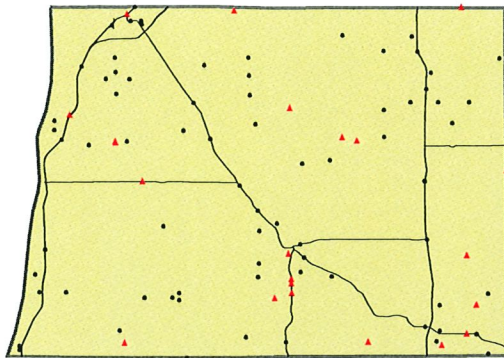
2022 Traffic Crash Data & 2018-2022 5-Year Trends



Sources:

The crashes in this report occurred on public roadways in Michigan and resulted in injuries, fatalities, or property damage (with \$1,000 as a reporting threshold). The information was gathered from Michigan Traffic Crash Report Forms (UD-10) submitted by local police departments, sheriff's offices, and the Michigan State Police. Other related information was obtained from the departments of Transportation, State, and Community Health.

2022 - Crashes and Injury by Month



Crashes by most severe injury (mapped/actual)
 ▲ K - Fatal (22/22)
 ● A - Suspected Serious (75/75)

Month	Crashes				People	
	Total	Fatal	Injury	Property Damage Only (PDO)	Fatalities	Injuries
January	430	0	53	377	0	64
February	323	0	39	284	0	53
March	302	2	54	246	2	77
April	231	2	35	194	2	49
May	309	3	46	260	3	63
June	299	3	53	243	3	80
July	287	2	53	232	2	71
August	275	3	49	223	3	70
September	284	2	42	240	2	63
October	457	1	49	407	1	62
November	609	2	47	560	2	63
December	475	2	46	427	2	71
Total	4,281	22	566	3,693	22	786

2022 - Driver Statistics

Age Group	Allegan County			Driver Rates	
	2022 Population	Licensed Drivers	Drivers in Crashes	Per 10k Population	Per 10k Licensed
0 - 15	24,498	888	14	5.7	157.7
16 - 17	3,418	2,520	241	705.1	956.3
18 - 24	9,495	9,218	966	1,017.4	1,047.9
25 - 44	29,627	27,707	2,237	755.1	807.4
45 - 64	31,851	30,147	1,636	513.6	542.7
65 +	22,321	22,486	650	291.2	289.1
Unknown	0	0	217	--	--
Total	121,210	92,966	5,961	491.8	641.2

2022 - Vehicles in Crashes

Vehicle Type	Motor Vehicles		Fatal Crashes		Injury Crashes	PDO Crashes
	Number of Vehicles	% of Total	Number	% of Total	Number	Number
Passenger Car, SUV, Van	4,489	75.3	17	60.7	709	3,763
Motor Home	7	0.1	0	0.0	2	5
Pickup Truck	924	15.5	2	7.1	118	804
Small Truck Under 10,000 lbs. GVWR	17	0.3	0	0.0	1	16
Motorcycle	72	1.2	5	17.9	44	23
Moped/Goped	1	0.0	0	0.0	1	0
Go-Cart/Golf Cart	1	0.0	0	0.0	1	0
Snowmobile	2	0.0	0	0.0	2	0
Off-Road Vehicle (ORV)/All-Terrain Vehicle (ATV)	4	0.1	1	3.6	3	0
Other (non-registered farm equipment, construction equipment, snow plows, etc.)	30	0.5	0	0.0	4	26
Truck/Bus (over 10,000 lbs. GVWR/8+ occupants/hazmat placard)	324	5.4	3	10.7	52	269
Uncoded & Errors	90	1.5	0	0.0	6	84
Total	5,961	100.0	28	100.0	943	4,990

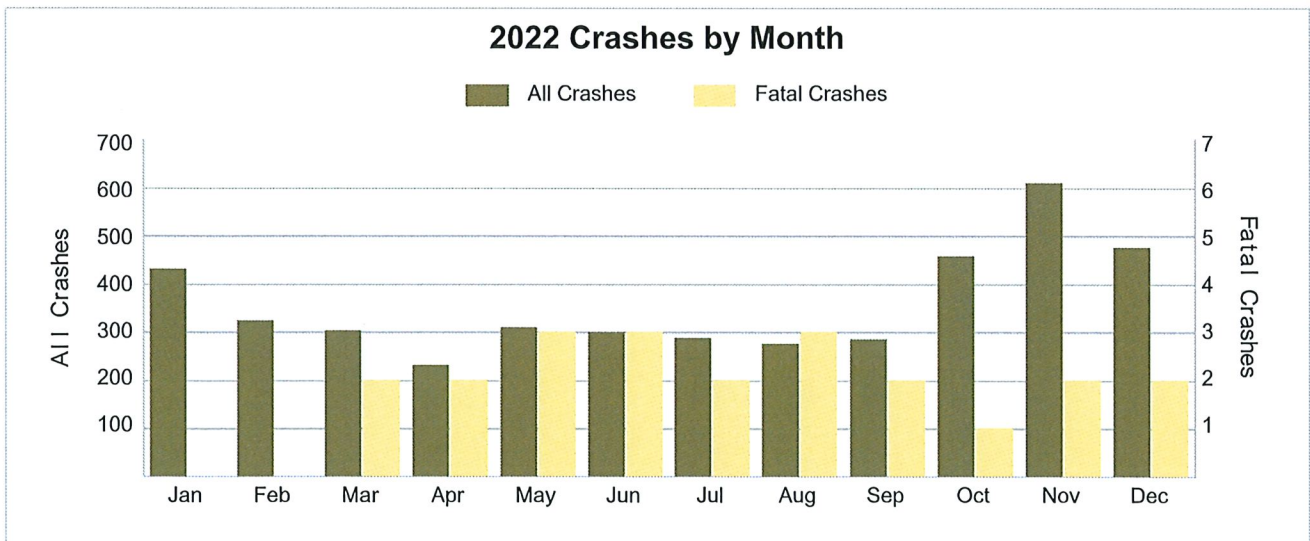
5-Year Trend - Crashes by Month

Month	2018		2019		2020		2021		2022	
	Total Crashes	Fatal Crashes	Total Crashes	Fatal Crashes	Total Crashes	Fatal Crashes	Total Crashes	Fatal Crashes	Total Crashes	Fatal Crashes
January	421	0	489	1	330	1	381	0	430	0
February	311	0	341	0	342	0	357	0	323	0
March	273	1	258	1	179	1	221	2	302	2
April	289	1	322	2	122	1	193	0	231	2
May	264	2	273	1	201	2	277	1	309	3
June	251	0	283	0	254	3	316	1	299	3
July	275	5	238	2	262	3	311	2	287	2
August	253	1	254	1	227	3	288	1	275	3
September	249	1	254	2	280	3	289	4	284	2
October	349	0	368	2	339	2	414	1	457	1
November	528 †	1	502 †	0	400 †	1	458 †	1	609 †	2
December	331	3	385	0	316	5	395	1	475	2
Total	3,794	15	3,967	12	3,252	25	3,900	14	4,281	22

Note: † Indicates that the highest number of total crashes reported in the 5-year period occurred in the same month.

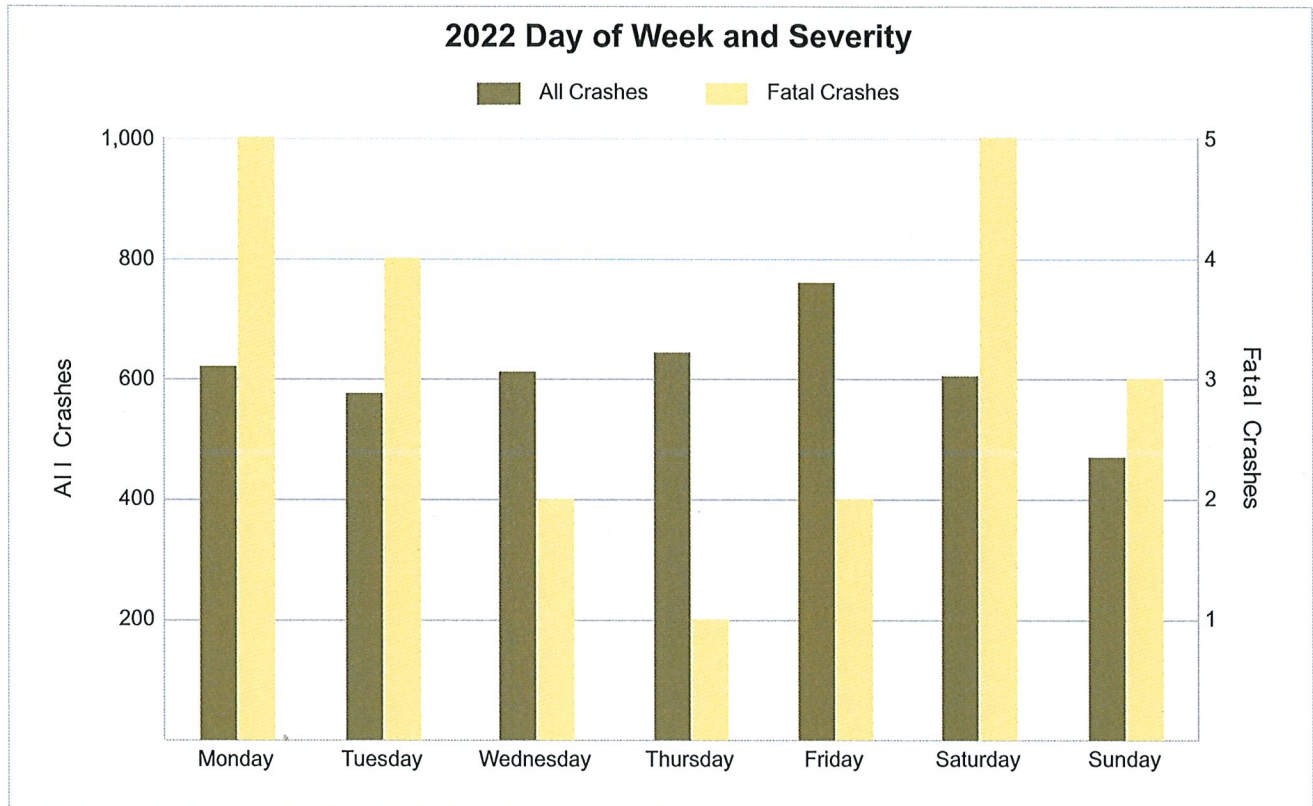
5-Year Trend - Crashes by Day of Week

Day	2018		2019		2020		2021		2022	
	Total Crashes	Fatal Crashes	Total Crashes	Fatal Crashes	Total Crashes	Fatal Crashes	Total Crashes	Fatal Crashes	Total Crashes	Fatal Crashes
Monday	571	3	570	2	439	4	576	2	620	5
Tuesday	559	1	723	3	497	7	623	0	575	4
Wednesday	562	1	600	1	486	0	515	2	611	2
Thursday	562	6	518	1	499	5	556	1	643	1
Friday	640	3	595	0	493	4	654	3	759	2
Saturday	490	0	460	1	455	4	516	3	604	5
Sunday	410	1	501	4	383	1	460	3	469	3
Total	3,794	15	3,967	12	3,252	25	3,900	14	4,281	22



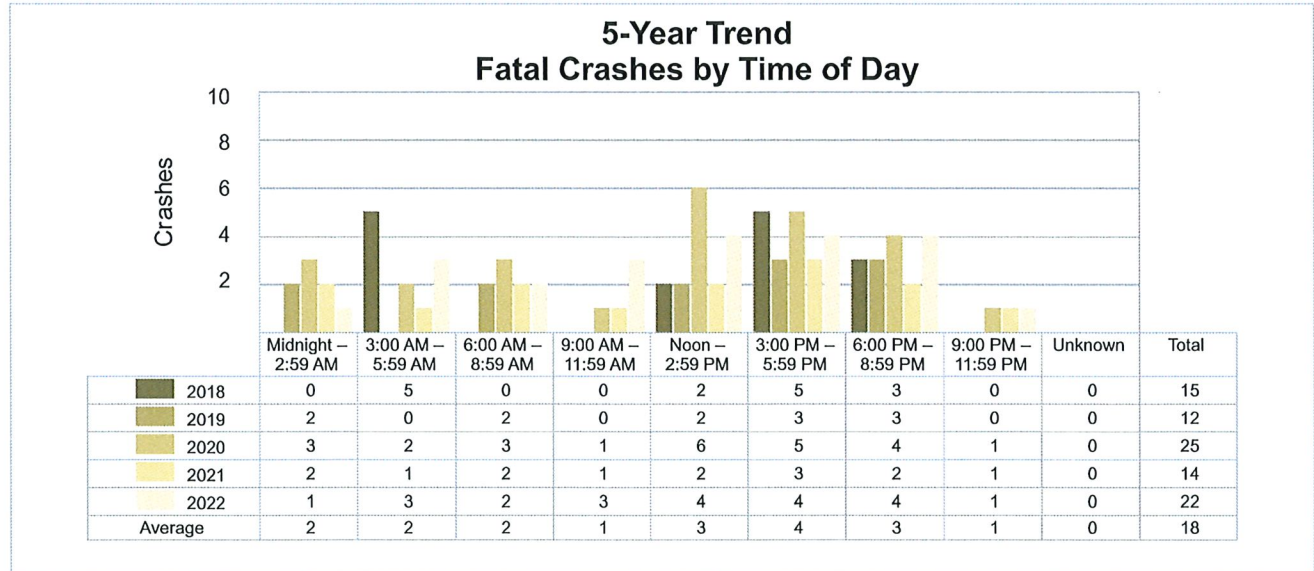
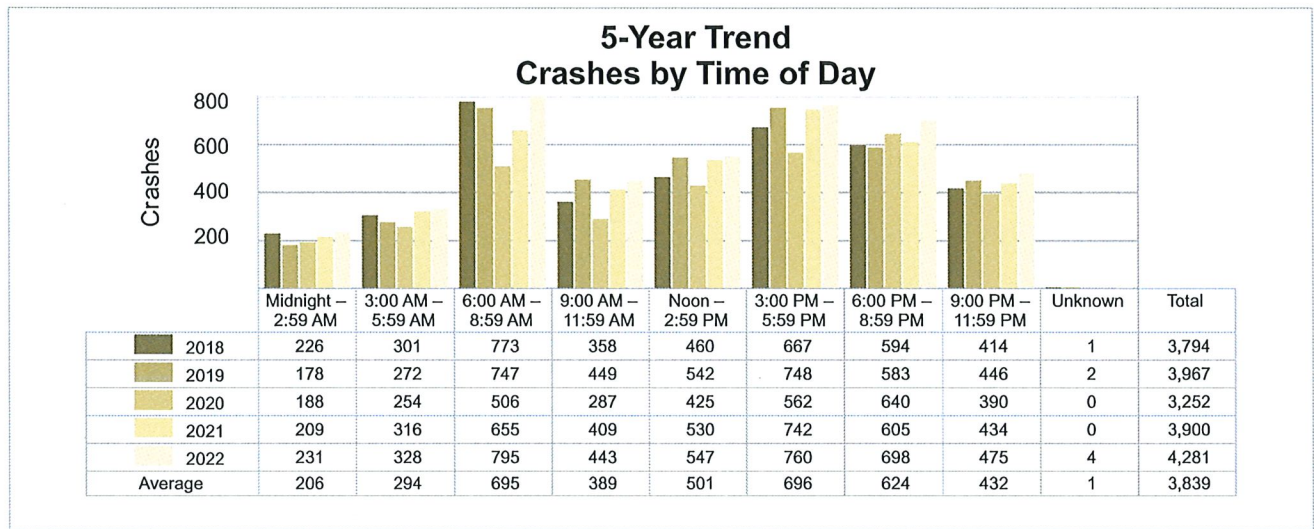
2022 - Crashes by Day of Week

Day	All Crashes		Fatal Crashes		Injury Crashes			PDO Crashes
	Number	% of Total	Fatal	% of Fatal	A	B	C	Number
Monday	620	14.5	5	22.7	4	25	39	547
Tuesday	575	13.4	4	18.2	10	27	39	495
Wednesday	611	14.3	2	9.1	9	32	46	522
Thursday	643	15.0	1	4.5	12	34	54	542
Friday	759	17.7	2	9.1	14	32	39	672
Saturday	604	14.1	5	22.7	17	27	36	519
Sunday	469	11.0	3	13.6	9	28	33	396
Total	4,281	100.0	22	100.0	75	205	286	3,693



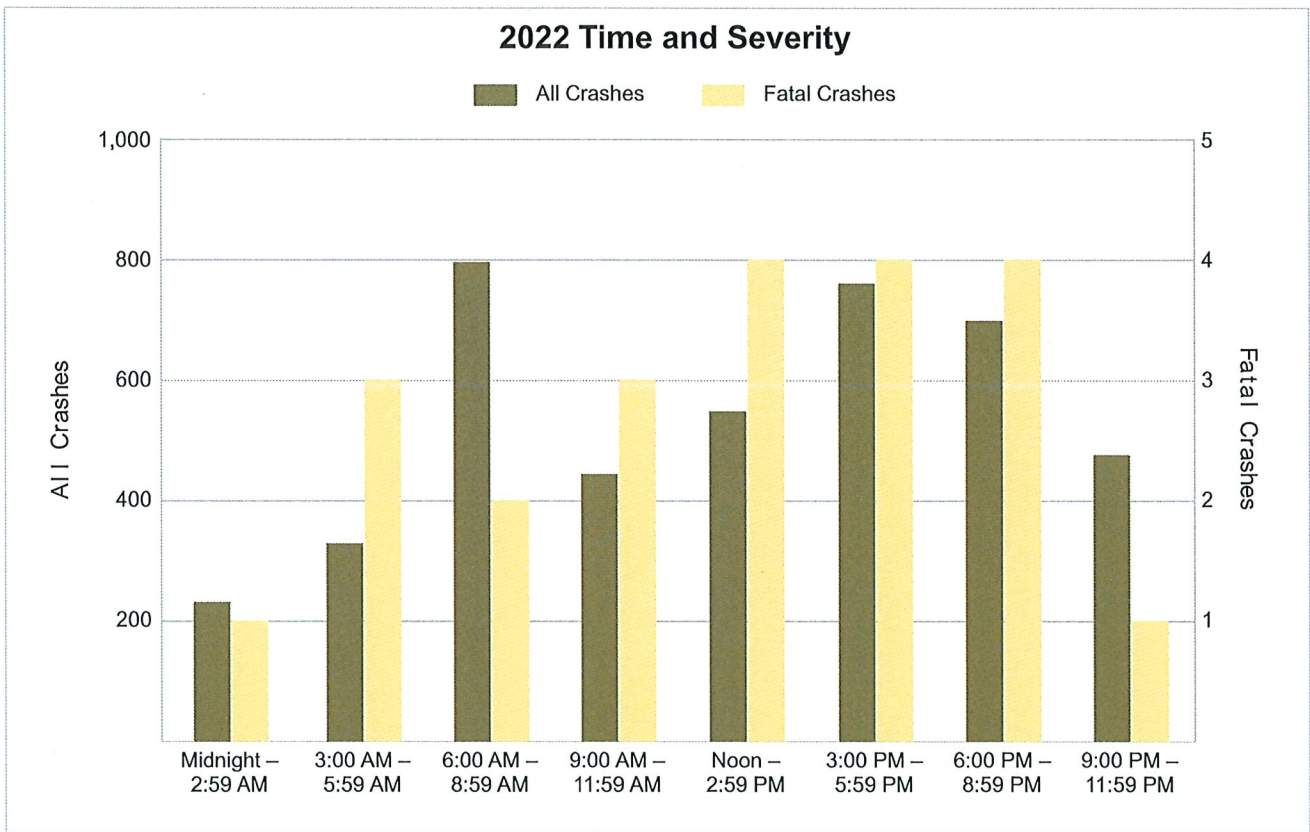
5-Year Trend - Crashes by Time of Day

Time of Day	2018		2019		2020		2021		2022	
	Total Crashes	Fatal Crashes	Total Crashes	Fatal Crashes	Total Crashes	Fatal Crashes	Total Crashes	Fatal Crashes	Total Crashes	Fatal Crashes
Midnight – 2:59 AM	226	0	178	2	188	3	209	2	231	1
3:00 AM – 5:59 AM	301	5	272	0	254	2	316	1	328	3
6:00 AM – 8:59 AM	773	0	747	2	506	3	655	2	795	2
9:00 AM – 11:59 AM	358	0	449	0	287	1	409	1	443	3
Noon – 2:59 PM	460	2	542	2	425	6	530	2	547	4
3:00 PM – 5:59 PM	667	5	748	3	562	5	742	3	760	4
6:00 PM – 8:59 PM	594	3	583	3	640	4	605	2	698	4
9:00 PM – 11:59 PM	414	0	446	0	390	1	434	1	475	1
Unknown	1	0	2	0	0	0	0	0	4	0
Total	3,794	15	3,967	12	3,252	25	3,900	14	4,281	22



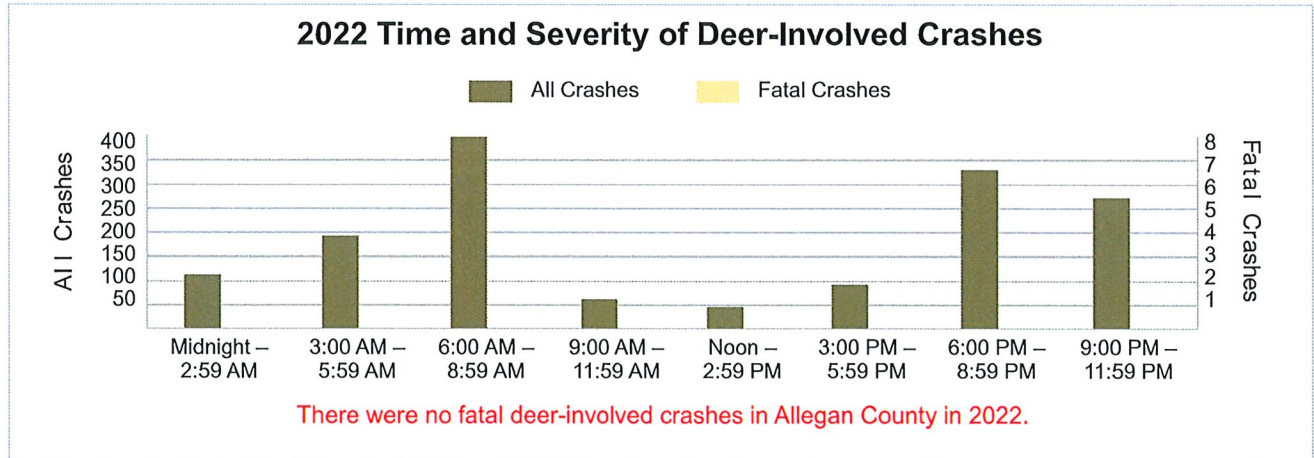
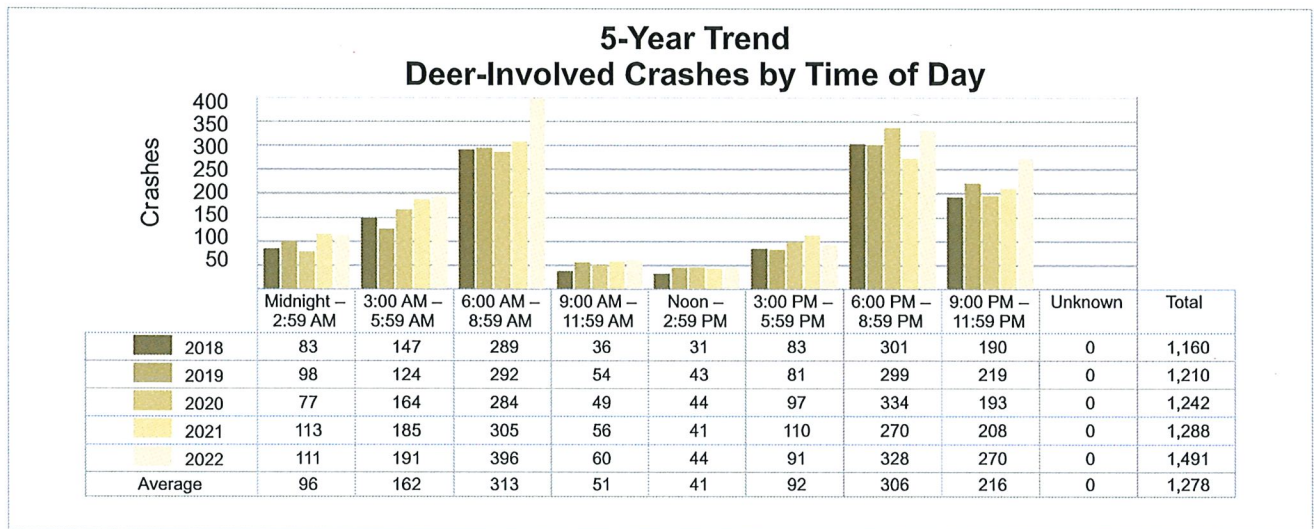
2022 - Time and Severity

Time of Day	All Crashes		Fatal Crashes		Injury Crashes			PDO Crashes
	Number	% of Total	Number	% of Fatal	A	B	C	Number
Midnight – 2:59 AM	231	5.4	1	4.5	5	15	10	200
3:00 AM – 5:59 AM	328	7.7	3	13.6	3	11	15	296
6:00 AM – 8:59 AM	795	18.6	2	9.1	5	24	43	721
9:00 AM – 11:59 AM	443	10.3	3	13.6	8	29	49	354
Noon – 2:59 PM	547	12.8	4	18.2	12	36	51	444
3:00 PM – 5:59 PM	760	17.8	4	18.2	15	45	57	639
6:00 PM – 8:59 PM	698	16.3	4	18.2	14	29	42	609
9:00 PM – 11:59 PM	475	11.1	1	4.5	13	16	19	426
Unknown	4	0.1	0	0.0	0	0	0	4
Total	4,281	100.0	22	100.0	75	205	286	3,693



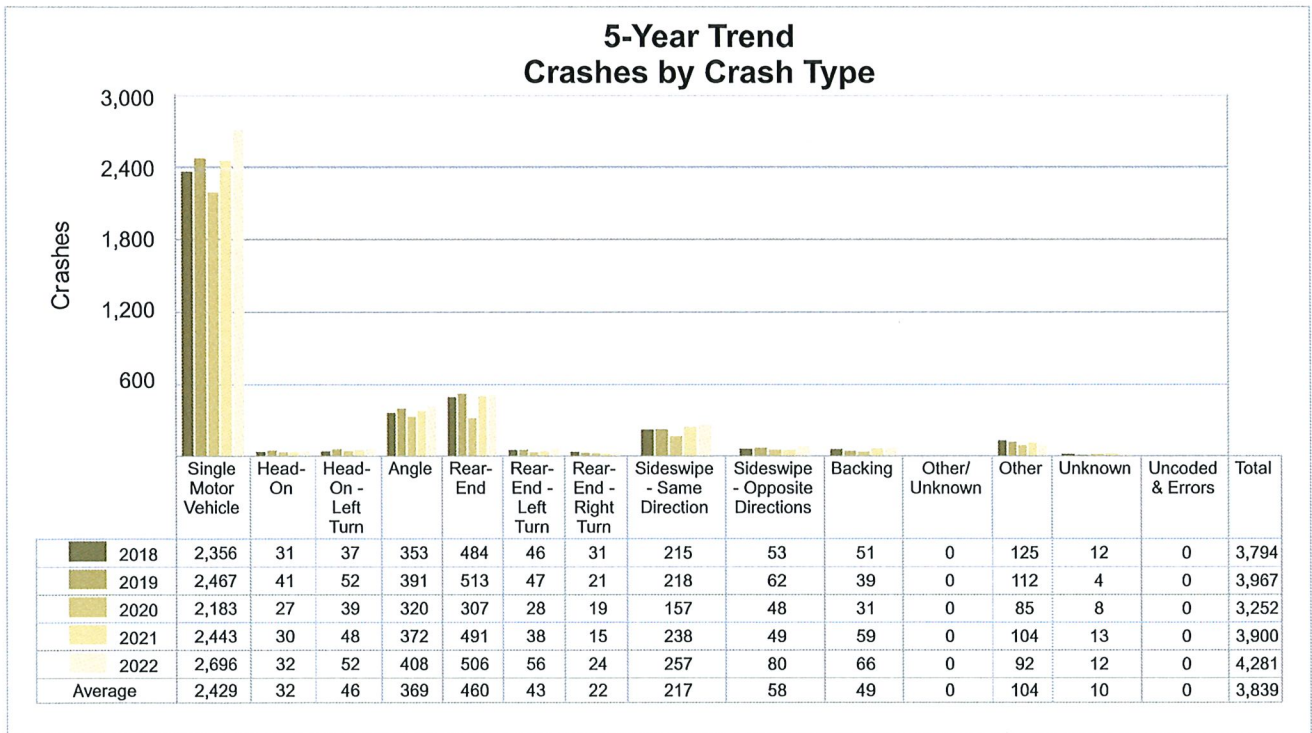
5-Year Trend - Deer-Involved Crashes by Time of Day

Time of Day	2018		2019		2020		2021		2022	
	Total Crashes	Fatal Crashes	Total Crashes	Fatal Crashes	Total Crashes	Fatal Crashes	Total Crashes	Fatal Crashes	Total Crashes	Fatal Crashes
Midnight – 2:59 AM	83	0	98	0	77	0	113	1	111	0
3:00 AM – 5:59 AM	147	0	124	0	164	0	185	0	191	0
6:00 AM – 8:59 AM	289	0	292	0	284	0	305	0	396	0
9:00 AM – 11:59 AM	36	0	54	0	49	0	56	0	60	0
Noon – 2:59 PM	31	0	43	0	44	0	41	0	44	0
3:00 PM – 5:59 PM	83	1	81	0	97	0	110	0	91	0
6:00 PM – 8:59 PM	301	0	299	0	334	0	270	0	328	0
9:00 PM – 11:59 PM	190	0	219	0	193	0	208	1	270	0
Unknown	0	0	0	0	0	0	0	0	0	0
Total	1,160	1	1,210	0	1,242	0	1,288	2	1,491	0



5-Year Trend - Crashes by Crash Type

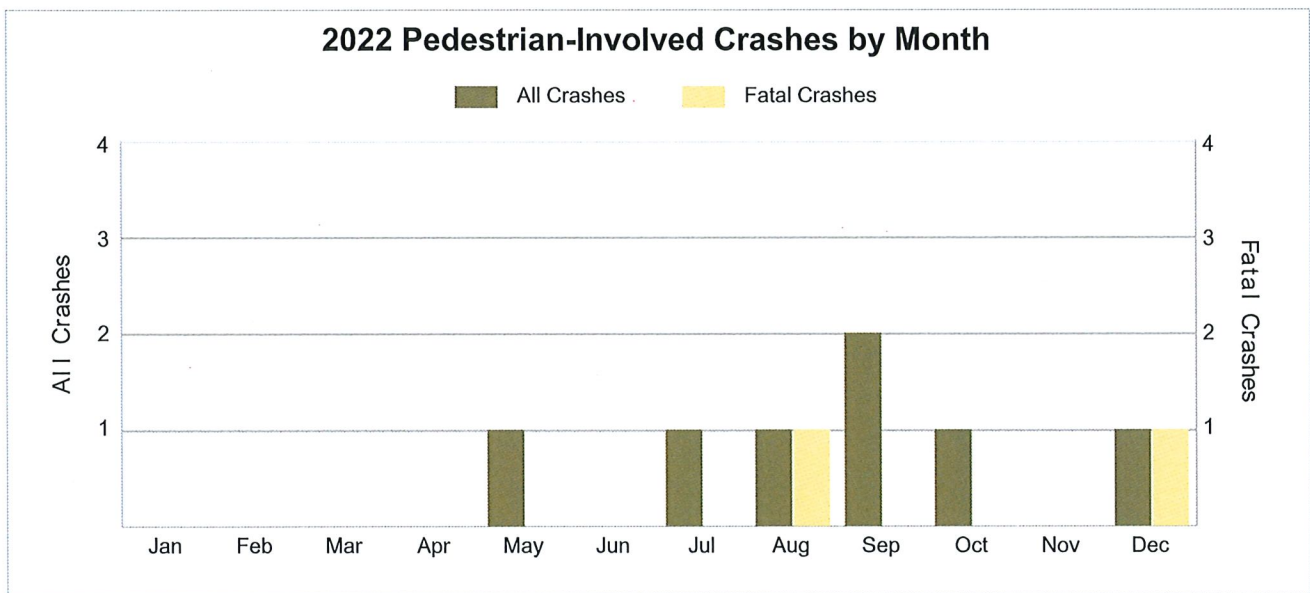
Crash Type	2018		2019		2020		2021		2022	
	Total Crashes	Fatal Crashes	Total Crashes	Fatal Crashes	Total Crashes	Fatal Crashes	Total Crashes	Fatal Crashes	Total Crashes	Fatal Crashes
Single Motor Vehicle	2,356	9	2,467	6	2,183	9	2,443	7	2,696	16
Head-On	31	0	41	2	27	2	30	0	32	1
Head-On - Left Turn	37	0	52	0	39	1	48	0	52	0
Angle	353	5	391	1	320	9	372	2	408	3
Rear-End	484	1	513	1	307	3	491	2	506	1
Rear-End - Left Turn	46	0	47	0	28	0	38	0	56	0
Rear-End - Right Turn	31	0	21	0	19	0	15	0	24	0
Sideswipe - Same Direction	215	0	218	0	157	0	238	0	257	0
Sideswipe - Opposite Directions	53	0	62	0	48	0	49	0	80	0
Backing	51	0	39	0	31	0	59	0	66	0
Other/Unknown	0	0	0	0	0	0	0	0	0	0
Other	125	0	112	2	85	1	104	3	92	1
Unknown	12	0	4	0	8	0	13	0	12	0
Uncoded & Errors	0	0	0	0	0	0	0	0	0	0
Total	3,794	15	3,967	12	3,252	25	3,900	14	4,281	22



5-Year Trend - Pedestrian-Involved Crashes by Month

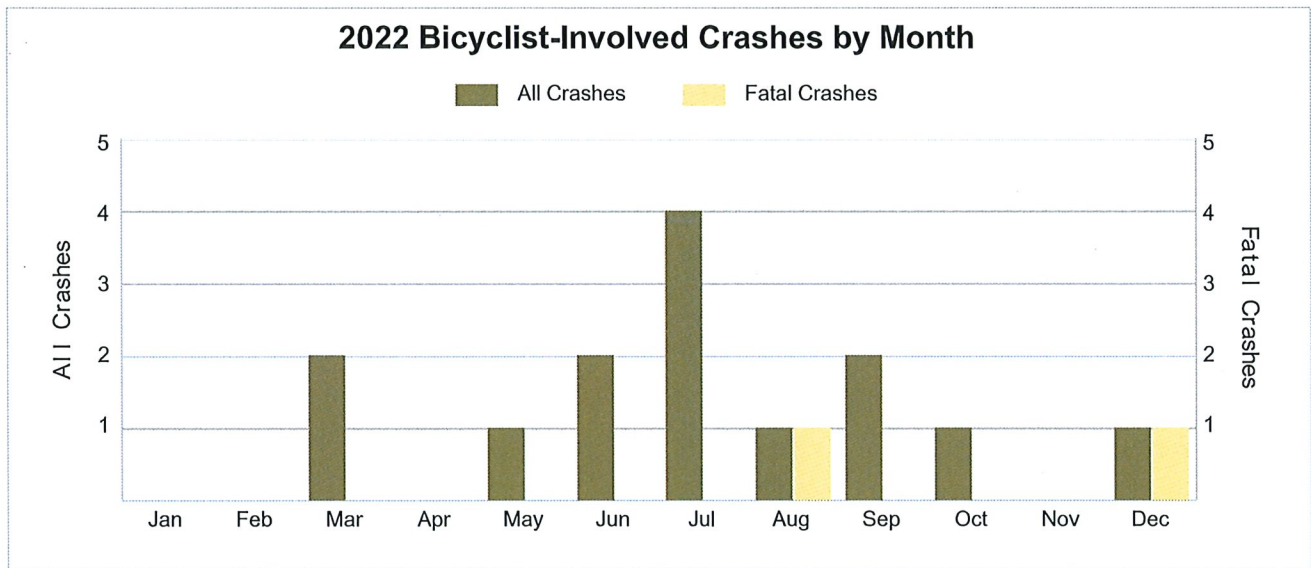
Month	2018		2019		2020		2021		2022	
	Total Crashes	Fatal Crashes	Total Crashes	Fatal Crashes	Total Crashes	Fatal Crashes	Total Crashes	Fatal Crashes	Total Crashes	Fatal Crashes
January	0	0	0	0	1	0	0	0	0	0
February	0	0	0	0	0	0	0	0	0	0
March	0	0	0	0	0	0	1	0	0	0
April	1	0	1	0	0	0	0	0	0	0
May	2	1	3	0	0	0	1	0	1	0
June	0	0	1	0	2	1	0	0	0	0
July	2	0	2	0	1	1	0	0	1	0
August	1	1	1	0	1	0	0	0	1	1
September	0	0	0	0	1	0	2	0	2	0
October	0	0	3	1	1	0	1	0	1	0
November	1	0	1	0	1	0	3	0	0	0
December	3	2	2	0	2	0	2	1	1	1
Total	10	4	14	1	10	2	10	1	7	2

2022 Pedestrian-Involved Crashes by Month



5-Year Trend - Bicyclist-Involved Crashes by Month

Month	2018		2019		2020		2021		2022	
	Total Crashes	Fatal Crashes	Total Crashes	Fatal Crashes	Total Crashes	Fatal Crashes	Total Crashes	Fatal Crashes	Total Crashes	Fatal Crashes
January	0	0	0	0	0	0	0	0	0	0
February	1	0	0	0	0	0	1	0	0	0
March	0	0	0	0	1	0	1	0	2	0
April	1	0	1	0	0	0	0	0	0	0
May	0	0	1	0	2	0	2	0	1	0
June	1	0	2	0	2	0	0	0	2	0
July	3	1	3	0	2	0	2	0	4	0
August	0	0	2	0	0	0	3	0	1	1
September	3	0	1	0	1	0	2	0	2	0
October	0	0	1	0	1	0	0	0	1	0
November	1	0	0	0	2	0	0	0	0	0
December	0	0	1	0	1	0	0	0	1	1
Total	10	1	12	0	12	0	11	0	14	2



2022 - Reported Motor Vehicle Crashes by Municipality

Municipality	Crashes												
	Total	Fatal	Injury	Property Damage	Inter-State	US Route	State Route	Local Street	Alcohol-Involved	Drug-Involved	Deer-Involved	Pedestrian-Involved	Bicyclist-Involved
Allegan	97	1	11	85	0	0	63	34	5	0	6	0	0
Allegan Twp.	183	0	15	168	0	0	71	112	4	0	102	0	1
Casco Twp.	194	0	29	165	81	0	0	113	10	0	82	0	0
Cheshire Twp.	88	0	11	77	0	0	0	88	4	0	57	0	0
Clyde Twp.	64	0	5	59	0	0	2	62	0	2	29	0	0
Dorr Twp.	190	0	20	170	0	80	0	110	12	2	54	0	0
Douglas	36	0	4	32	9	0	0	27	2	0	9	0	0
Fennville	16	0	1	15	0	0	11	5	0	0	0	0	0
Fillmore Twp.	155	0	29	126	24	3	38	90	5	0	43	0	0
Ganges Twp.	124	0	10	114	63	0	1	60	4	0	44	0	0
Gun Plain Twp.	212	3	26	183	0	76	39	97	6	1	91	2	0
Heath Twp.	105	0	12	93	0	0	53	52	1	0	52	0	0
Holland	404	1	66	337	33	54	99	218	11	0	29	2	4
Hopkins	0	0	0	0	0	0	0	0	0	0	0	0	0
Hopkins Twp.	108	1	18	89	0	0	0	108	10	1	38	0	0
Laketown Twp.	172	0	22	150	66	5	0	101	6	2	49	0	1
Lee Twp.	71	1	15	55	0	0	0	71	5	1	26	0	1
Leighton Twp.	174	1	22	151	0	45	0	129	9	0	69	0	0
Manlius Twp.	91	3	15	73	0	0	12	79	5	2	34	0	0
Martin	0	0	0	0	0	0	0	0	0	0	0	0	0
Martin Twp.	100	1	5	94	0	38	5	57	5	0	36	0	0
Monterey Twp.	104	2	14	88	0	0	0	104	3	0	52	0	1
Otsego	50	0	7	43	0	0	29	21	1	0	0	0	1
Otsego Twp.	241	1	38	202	0	0	132	109	9	0	58	1	1
Overisel Twp.	155	1	29	125	0	0	13	142	2	1	65	0	2
Plainwell	112	0	19	93	0	18	62	32	8	1	6	0	1
Salem Twp.	112	0	10	102	0	0	0	112	7	1	74	0	0
Saugatuck	27	0	1	26	1	0	0	26	1	0	0	1	0
Saugatuck Twp.	185	1	29	155	98	0	17	70	7	0	69	0	0
South Haven	0	0	0	0	0	0	0	0	0	0	0	0	0
Trowbridge Twp.	150	4	19	127	0	0	77	73	6	3	79	0	1
Valley Twp.	85	0	13	72	0	0	39	46	5	0	41	0	0
Watson Twp.	127	0	14	113	0	40	35	52	2	0	54	0	0
Wayland	69	0	6	63	0	19	0	50	1	0	14	1	0
Wayland Twp.	280	1	31	248	0	101	41	138	4	1	129	0	0
Total	4,281	22	566	3,693	375	479	839	2,588	160	18	1,491	7	14

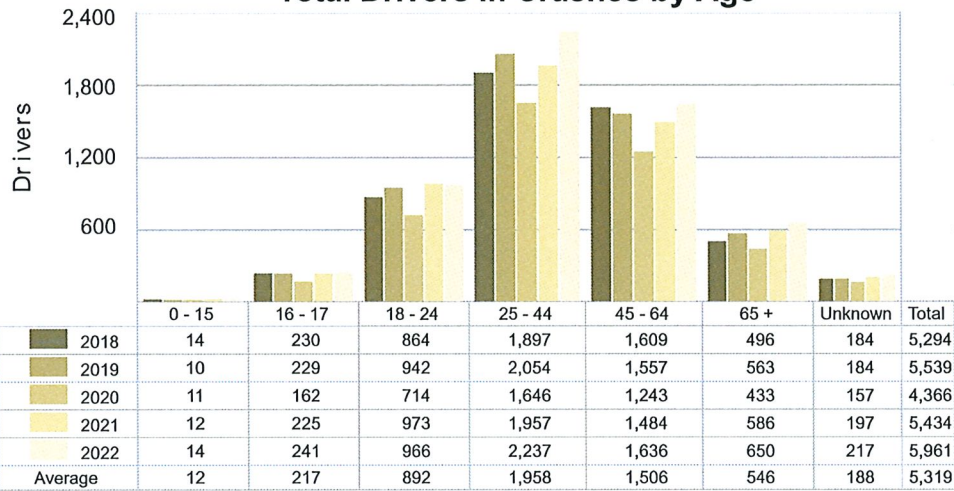
2022 - People in Reported Motor Vehicle Crashes by Municipality

Municipality	People					
	Fatalities	Suspected Serious Injuries	Suspected Minor Injuries	Possible Injuries	No Injuries	Uncoded & Errors
Allegan	1	6	14	8	177	6
Allegan Twp.	0	3	20	15	242	2
Casco Twp.	0	12	11	30	235	4
Cheshire Twp.	0	3	4	14	88	4
Clyde Twp.	0	2	2	6	90	2
Dorr Twp.	0	8	17	22	285	12
Douglas	0	3	2	3	57	5
Fennville	0	0	0	2	26	4
Fillmore Twp.	0	16	43	17	212	8
Ganges Twp.	0	2	8	10	153	1
Gun Plain Twp.	3	6	44	17	279	9
Heath Twp.	0	6	0	14	130	2
Holland	1	13	40	106	637	36
Hopkins	0	0	0	0	0	0
Hopkins Twp.	1	5	10	16	126	1
Laketown Twp.	0	2	35	13	229	5
Lee Twp.	1	7	7	7	65	6
Leighton Twp.	1	7	13	40	241	10
Manlius Twp.	3	8	8	25	113	1
Martin	0	0	0	0	0	0
Martin Twp.	1	6	0	8	138	5
Monterey Twp.	2	2	3	23	135	2
Otsego	0	0	10	15	100	13
Otsego Twp.	1	2	33	52	397	20
Overisel Twp.	1	11	23	28	200	2
Plainwell	0	4	8	40	213	10
Salem Twp.	0	1	9	5	127	3
Saugatuck	0	2	0	0	45	13
Saugatuck Twp.	1	1	29	34	236	10
South Haven	0	0	0	0	0	0
Trowbridge Twp.	4	6	16	16	154	5
Valley Twp.	0	5	6	7	93	2
Watson Twp.	0	0	18	15	154	4
Wayland	0	2	4	5	128	5
Wayland Twp.	1	8	33	36	372	10
Total	22	159	470	649	5,877	222

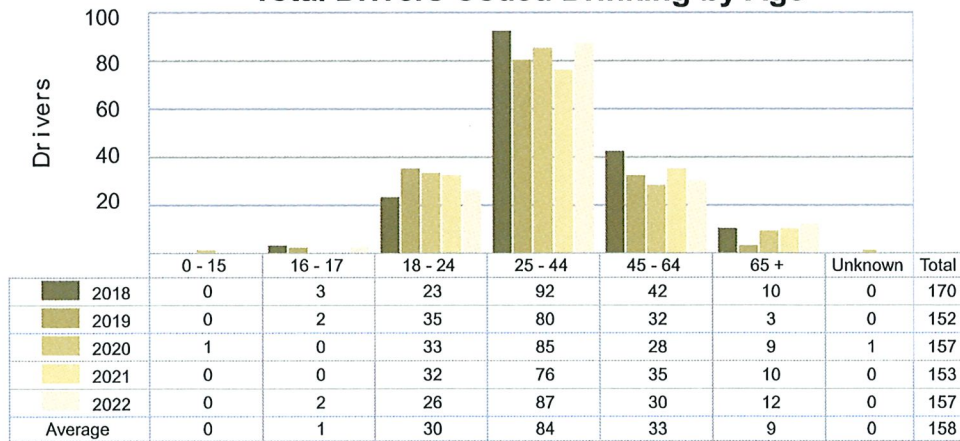
5-Year Trend - Drivers in Crashes Coded Drinking by Driver Age

Driver Age	2018		2019		2020		2021		2022	
	Total Drivers in Crashes	Total Drivers Coded Drinking	Total Drivers in Crashes	Total Drivers Coded Drinking	Total Drivers in Crashes	Total Drivers Coded Drinking	Total Drivers in Crashes	Total Drivers Coded Drinking	Total Drivers in Crashes	Total Drivers Coded Drinking
0 - 15	14	0	10	0	11	1	12	0	14	0
16 - 17	230	3	229	2	162	0	225	0	241	2
18 - 24	864	23	942	35	714	33	973	32	966	26
25 - 44	1,897	92	2,054	80	1,646	85	1,957	76	2,237	87
45 - 64	1,609	42	1,557	32	1,243	28	1,484	35	1,636	30
65 +	496	10	563	3	433	9	586	10	650	12
Unknown	184	0	184	0	157	1	197	0	217	0
Total	5,294	170	5,539	152	4,366	157	5,434	153	5,961	157

5-Year Trend
Total Drivers in Crashes by Age



5-Year Trend
Total Drivers Coded Drinking by Age



2022 - BAC Results Among All Vehicle Drivers in Alcohol-Involved Crashes by Age

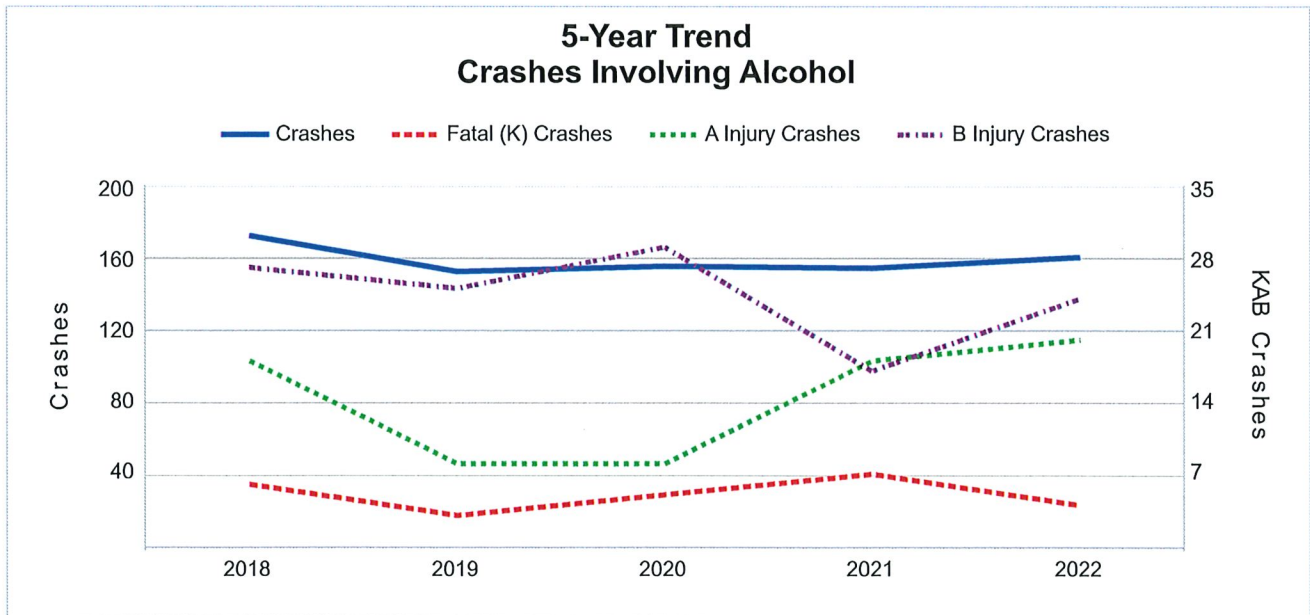
Age Group	Drivers				BAC Result Range for Drivers Coded Drinking				
	Total Drivers in Alcohol-Involved Crashes	Total Drivers Tested in all Crashes	Total Drivers Coded Drinking, Tested	Total Drivers Coded Drinking	BAC = 0.00	BAC 0.01 g/dL to 0.07 g/dL	BAC 0.08 g/dL to 0.16 g/dL	BAC 0.17 g/dL and Above	BAC Not Reported
0 - 15	0	0	0	0	0	0	0	0	0
16 - 17	3	2	2	2	0	1	1	0	0
18 - 24	32	33	22	26	0	2	10	9	5
25 - 44	103	84	71	87	0	3	34	30	20
45 - 64	49	41	28	30	0	2	12	15	1
65 +	15	17	11	12	0	0	4	6	2
Unknown	3	0	0	0	0	0	0	0	0
Total	205	177	134	157	0	8	61	60	28

Notes: BAC refers to Bodily Alcohol Concentration as used in impaired driving law. This is the same as Blood Alcohol Content. BAC measured in grams (g) per deciliter (dL). BAC may not be reported if drivers are not tested or if the results are not available immediately (as in the case of a blood test). A driver may be coded by the officer as drinking even though no test is administered.

5-Year Trend - Crashes Involving Alcohol

Year	All Crashes	HBD Crashes	% HBD	Fatal Crashes	HBD Fatal Crashes	% HBD	A Injury Crashes	HBD A Injury Crashes	% HBD	B Injury Crashes	HBD B Injury Crashes	% HBD
2018	3,794	172	4.5	15	6	40.0	70	18	25.7	193	27	14.0
2019	3,967	152	3.8	12	3	25.0	49	8	16.3	174	25	14.4
2020	3,252	155	4.8	25	5	20.0	50	8	16.0	148	29	19.6
2021	3,900	154	3.9	14	7	50.0	73	18	24.7	193	17	8.8
2022	4,281 **	160	3.7 *	22	4	18.2 *	75 **	20 **	26.7 **	205 **	24	11.7

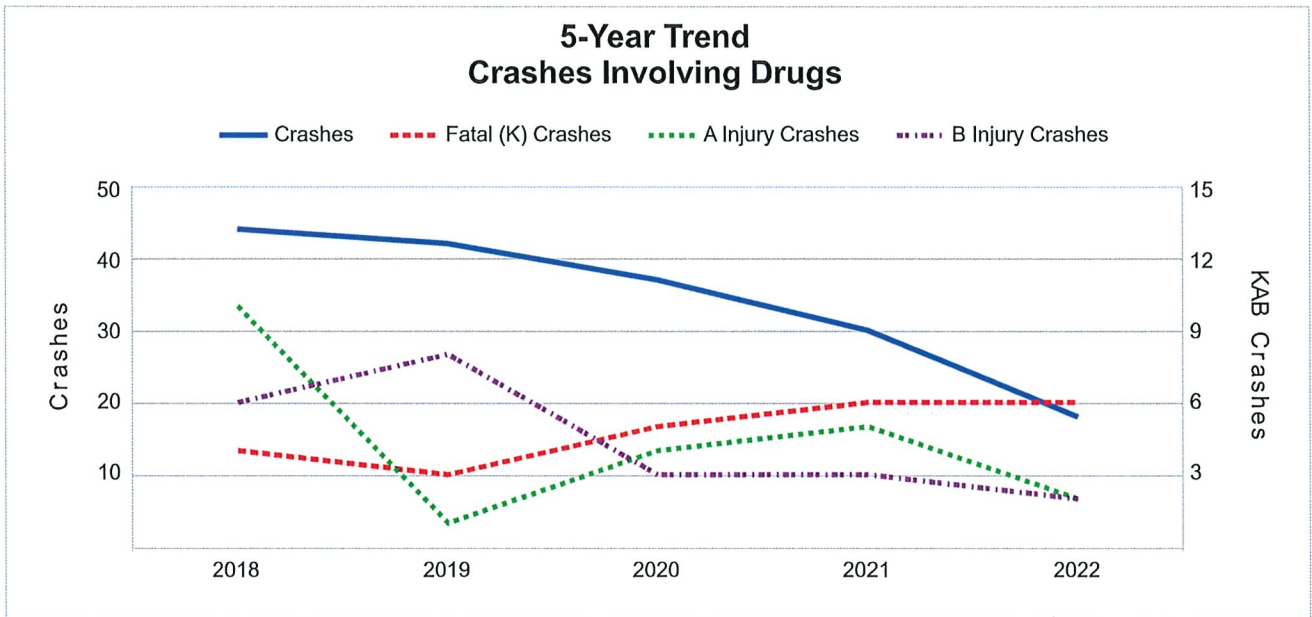
Notes: HBD refers to Had Been Drinking.
 * Indicates that the most recent year is the lowest number or percentage reported in the 5-year period in that column.
 ** Indicates that the most recent year is the highest number or percentage reported in the 5-year period in that column.



5-Year Trend - Crashes Involving Drugs

Year	All Crashes	Drug Crashes	% Drug	Fatal Crashes	Drug Fatal Crashes	% Drug	A Injury Crashes	Drug A Injury Crashes	% Drug	B Injury Crashes	Drug B Injury Crashes	% Drug
2018	3,794	44	1.2	15	4	26.7	70	10	14.3	193	6	3.1
2019	3,967	42	1.1	12	3	25.0	49	1	2.0	174	8	4.6
2020	3,252	37	1.1	25	5	20.0	50	4	8.0	148	3	2.0
2021	3,900	30	0.8	14	6	42.9	73	5	6.8	193	3	1.6
2022	4,281**	18*	0.4*	22	6	27.3	75**	2	2.7	205**	2*	1.0*

Notes: * Indicates that the most recent year is the lowest number or percentage reported in the 5-year period in that column.
 ** Indicates that the most recent year is the highest number or percentage reported in the 5-year period in that column.



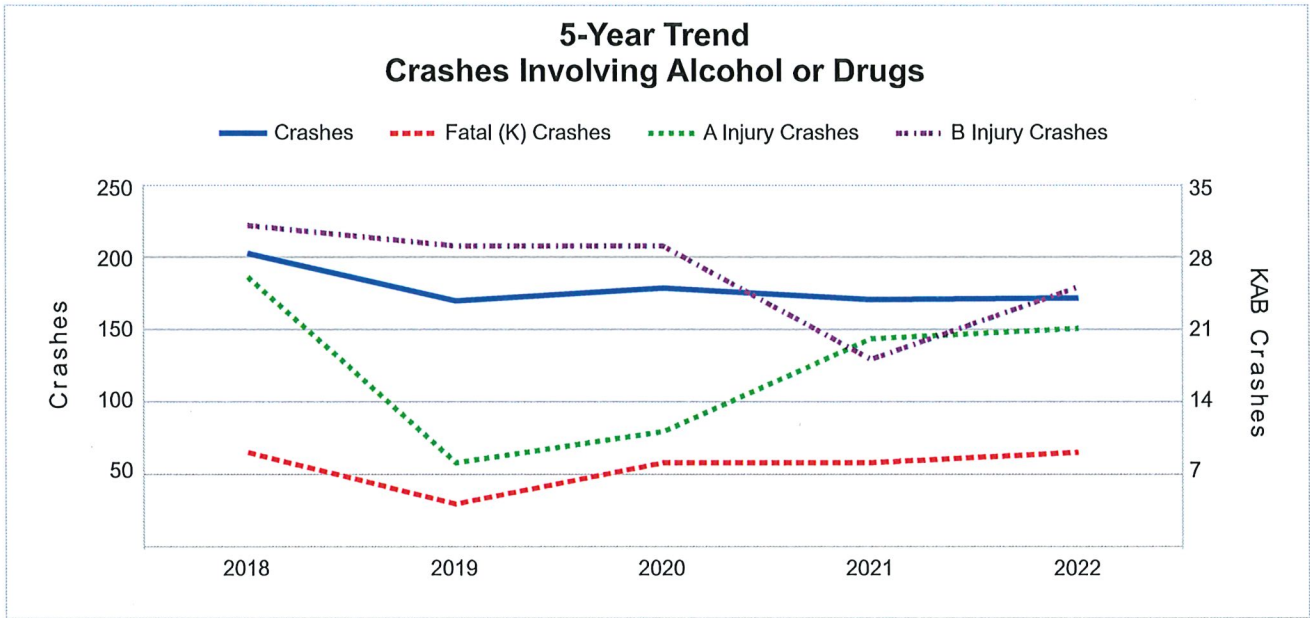
5-Year Trend - Crashes Involving Alcohol or Drugs

Year	All Crashes	HBD or Drug Crashes	% HBD or Drug	Fatal Crashes	HBD or Drug Fatal Crashes	% HBD or Drug	A Injury Crashes	HBD or Drug A Injury Crashes	% HBD or Drug	B Injury Crashes	HBD or Drug B Injury Crashes	% HBD or Drug
2018	3,794	202	5.3	15	9	60.0	70	26	37.1	193	31	16.1
2019	3,967	169	4.3	12	4	33.3	49	8	16.3	174	29	16.7
2020	3,252	178	5.5	25	8	32.0	50	11	22.0	148	29	19.6
2021	3,900	170	4.4	14	8	57.1	73	20	27.4	193	18	9.3
2022	4,281 **	171	4.0 *	22	9	40.9	75 **	21	28.0	205 **	25	12.2

Notes: HBD refers to Had Been Drinking.

* Indicates that the most recent year is the lowest number or percentage reported in the 5-year period in that column.

** Indicates that the most recent year is the highest number or percentage reported in the 5-year period in that column.



2022 - Restraints Worn Among Vehicle Drivers and Injured Passengers by Vehicle Type

Vehicle Type	Total Occupants			Fatalities			A - Suspected Serious			B - Suspected Minor			C - Possible Injury			No Injury		
	Total	Used Restraint	%	Total	Used Restraint	%	Total	Used Restraint	%	Total	Used Restraint	%	Total	Used Restraint	%	Total	Used Restraint	%
Passenger Car, SUV, Van	4,637	4,411	95.1	9	6	66.7	48	44	91.7	193	173	89.6	368	357	97.0	3,930	3,831	97.5
Motor Home	7	7	100.0	0	0	0.0	0	0	0.0	1	1	100.0	0	0	0.0	6	6	100.0
Pickup Truck	940	884	94.0	2	1	50.0	5	3	60.0	24	22	91.7	44	39	88.6	838	819	97.7
Small Truck Under 10,000 lbs. GVWR	18	18	100.0	0	0	0.0	0	0	0.0	0	0	0.0	2	2	100.0	16	16	100.0
Motorcycle	76	47	61.8	5	3	60.0	23	14	60.9	17	13	76.5	6	4	66.7	20	13	65.0
Moped/Goped	1	0	0.0	0	0	0.0	0	0	0.0	1	0	0.0	0	0	0.0	0	0	0.0
Go-Cart/Golf Cart	1	0	0.0	0	0	0.0	0	0	0.0	0	0	0.0	1	0	0.0	0	0	0.0
Snowmobile	2	2	100.0	0	0	0.0	2	2	100.0	0	0	0.0	0	0	0.0	0	0	0.0
Off-Road Vehicle (ORV)/All-Terrain Vehicle (ATV)	6	3	50.0	1	0	0.0	3	2	66.7	1	0	0.0	0	0	0.0	1	1	100.0
Other (non-registered farm equipment, construction equipment, snow plows, etc.)	30	19	63.3	0	0	0.0	2	0	0.0	0	0	0.0	0	0	0.0	25	19	76.0
Truck/Bus (over 10,000 lbs. GVWR/ 8+ occupants/ hazmat placard)	330	308	93.3	1	1	100.0	0	0	0.0	14	11	78.6	18	15	83.3	290	281	96.9
Uncoded & Errors	90	0	0.0	0	0	0.0	0	0	0.0	0	0	0.0	0	0	0.0	0	0	0.0
Total	6,138	5,699	92.8	18	11	61.1	83	65	78.3	251	220	87.6	439	417	95.0	5,126	4,986	97.3

Note: Restraint Use includes shoulder belt only used, lap belt only used, both lap and shoulder belts used, child restraint used, restraint failure, and helmet worn.

2022 - Restraints Worn Among Vehicle Drivers and Injured Passengers by Age

Age Group	Total Occupants			Fatalities			A - Suspected Serious			B - Suspected Minor			C - Possible Injury			No Injury		
	Total	Used Restraint	%	Total	Used Restraint	%	Total	Used Restraint	%	Total	Used Restraint	%	Total	Used Restraint	%	Total	Used Restraint	%
0 - 15	56	52	92.9	0	0	0.0	2	2	100.0	8	7	87.5	33	30	90.9	13	13	100.0
16 - 17	253	248	98.0	0	0	0.0	1	1	100.0	14	11	78.6	22	22	100.0	216	214	99.1
18 - 24	990	951	96.1	3	2	66.7	14	11	78.6	47	41	87.2	77	71	92.2	848	826	97.4
25 - 44	2,275	2,175	95.6	4	2	50.0	33	24	72.7	88	78	88.6	137	131	95.6	2,009	1,940	96.6
45 - 64	1,679	1,632	97.2	5	3	60.0	23	20	87.0	54	47	87.0	128	123	96.1	1,468	1,439	98.0
65 +	668	640	95.8	6	4	66.7	10	7	70.0	40	36	90.0	42	40	95.2	568	553	97.4
Unknown	217	1	0.5	0	0	0.0	0	0	0.0	0	0	0.0	0	0	0.0	4	1	25.0
Total	6,138	5,699	92.8	18	11	61.1	83	65	78.3	251	220	87.6	439	417	95.0	5,126	4,986	97.3

Note: Restraint Use includes shoulder belt only used, lap belt only used, both lap and shoulder belts used, child restraint used, restraint failure, and helmet worn.

5-Year Trend - Restraint Use Among Drivers

Restraint Use	2018			2019			2020			2021			2022		
	Drivers	Fatal Drivers	Injured Drivers	Drivers	Fatal Drivers	Injured Drivers	Drivers	Fatal Drivers	Injured Drivers	Drivers	Fatal Drivers	Injured Drivers	Drivers	Fatal Drivers	Injured Drivers
No Belts Available	16	0	2	13	0	2	12	0	1	22	0	7	21	1	4
Shoulder Belt Only Used	18	0	2	16	1	2	16	0	1	36	0	3	38	0	8
Lap Belt Only Used	9	0	3	8	0	1	8	0	0	12	0	3	13	0	2
Both Lap & Shoulder Belt Used	4,884	5	469	5,148	4	439	4,006	11	382	4,980	3	455	5,446	6	509
No Belts Used	35	1	18	38	3	14	32	5	13	38	3	18	35	4	16
Child Restraint Used - Forward Facing	0	0	0	0	0	0	0	0	0	0	0	0	0	0	0
Child Restraint Not Used, Unavailable or Improper Use	0	0	0	0	0	0	0	0	0	0	0	0	0	0	0
Child Restraint Used - Rear Facing	0	0	0	0	0	0	0	0	0	0	0	0	0	0	0
Child Restraint Used - Booster Seat	0	0	0	0	0	0	0	0	0	0	0	0	0	0	0
Restraint Failure	1	0	1	2	0	1	2	0	0	0	0	0	0	0	0
Restraint Use Unknown	275	1	20	266	1	18	246	1	14	290	0	15	335	0	12
Helmet Worn	34	1	26	27	0	20	22	1	16	34	3	21	48	3	31
Helmet Not Worn	12	0	10	17	1	16	17	1	12	21	4	17	23	2	15
Helmet Use Unknown	1	0	1	1	0	0	5	2	2	1	0	1	2	0	1
Uncoded & Errors	9	0	0	3	0	0	0	0	0	0	0	0	0	0	0
Total	5,294	8	552	5,539	10	513	4,366	21	441	5,434	13	540	5,961	16	598

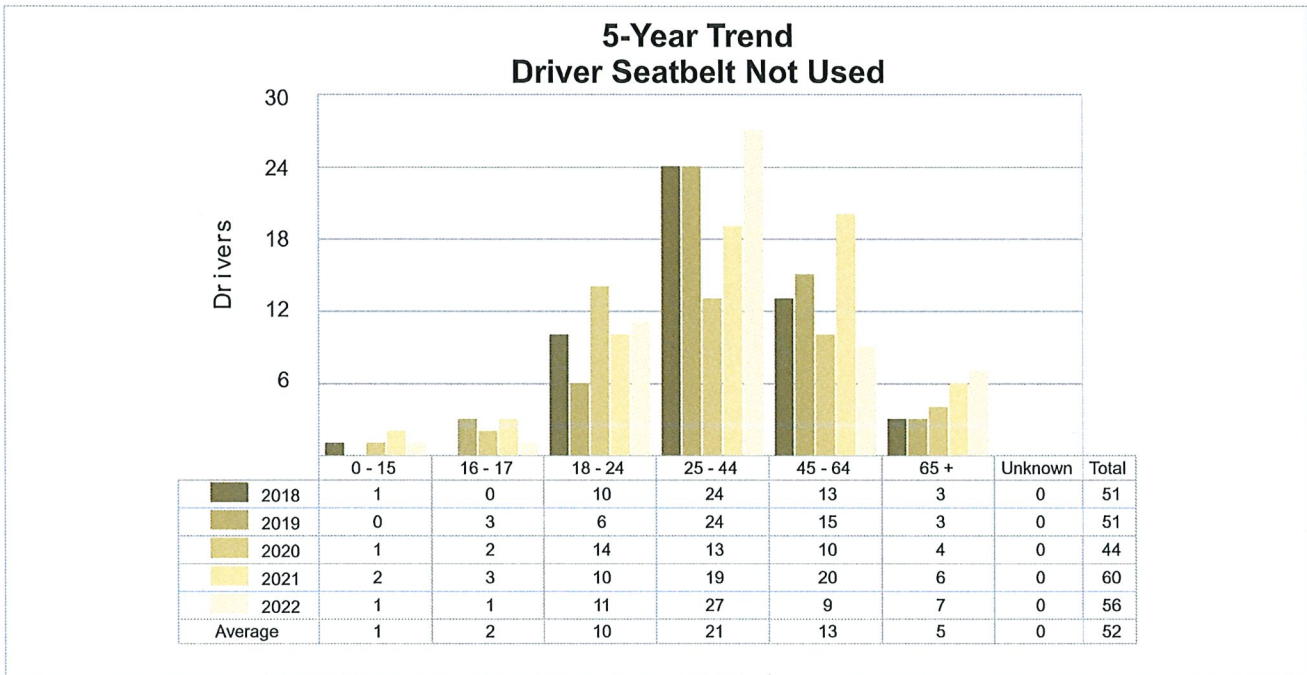
5-Year Trend - Restraint Use Among Drivers Coded Drinking

Restraint Use	2018			2019			2020			2021			2022		
	Drivers	Fatal Drivers	Injured Drivers	Drivers	Fatal Drivers	Injured Drivers	Drivers	Fatal Drivers	Injured Drivers	Drivers	Fatal Drivers	Injured Drivers	Drivers	Fatal Drivers	Injured Drivers
No Belts Available	1	0	0	0	0	0	1	0	0	2	0	2	0	0	0
Shoulder Belt Only Used	0	0	0	0	0	0	0	0	0	0	0	0	2	0	1
Lap Belt Only Used	0	0	0	0	0	0	0	0	0	2	0	1	1	0	1
Both Lap & Shoulder Belt Used	137	1	41	111	0	27	113	1	34	124	2	31	114	0	39
No Belts Used	7	0	5	9	2	6	6	1	4	6	1	4	7	2	3
Child Restraint Used - Forward Facing	0	0	0	0	0	0	0	0	0	0	0	0	0	0	0
Child Restraint Not Used, Unavailable or Improper Use	0	0	0	0	0	0	0	0	0	0	0	0	0	0	0
Child Restraint Used - Rear Facing	0	0	0	0	0	0	0	0	0	0	0	0	0	0	0
Child Restraint Used - Booster Seat	0	0	0	0	0	0	0	0	0	0	0	0	0	0	0
Restraint Failure	1	0	1	0	0	0	1	0	0	0	0	0	0	0	0
Restraint Use Unknown	21	0	8	24	0	7	30	0	8	13	0	5	27	0	5
Helmet Worn	0	0	0	3	0	3	1	0	1	1	0	0	2	1	1
Helmet Not Worn	2	0	1	4	1	3	3	0	1	5	2	3	3	0	3
Helmet Use Unknown	1	0	1	1	0	0	2	1	1	0	0	0	1	0	1
Uncoded & Errors	0	0	0	0	0	0	0	0	0	0	0	0	0	0	0
Total	170	1	57	152	3	46	157	3	49	153	5	46	157	3	54

5-Year Trend - Seatbelt Not Used Among Drivers by Age

Age Group	2018			2019			2020			2021			2022		
	Drivers	Fatal Drivers	Injured Drivers	Drivers	Fatal Drivers	Injured Drivers	Drivers	Fatal Drivers	Injured Drivers	Drivers	Fatal Drivers	Injured Drivers	Drivers	Fatal Drivers	Injured Drivers
0 - 15	1	0	1	0	0	0	1	0	0	2	0	1	1	0	1
16 - 17	0	0	0	3	0	1	2	0	1	3	0	0	1	0	0
18 - 24	10	0	7	6	0	2	14	0	8	10	0	6	11	0	7
25 - 44	24	1	7	24	3	7	13	2	3	19	2	10	27	2	6
45 - 64	13	0	4	15	0	5	10	2	1	20	0	7	9	2	3
65 +	3	0	1	3	0	1	4	1	1	6	1	1	7	1	3
Unknown	0	0	0	0	0	0	0	0	0	0	0	0	0	0	0
Total	51	1	20	51	3	16	44	5	14	60	3	25	56	5	20

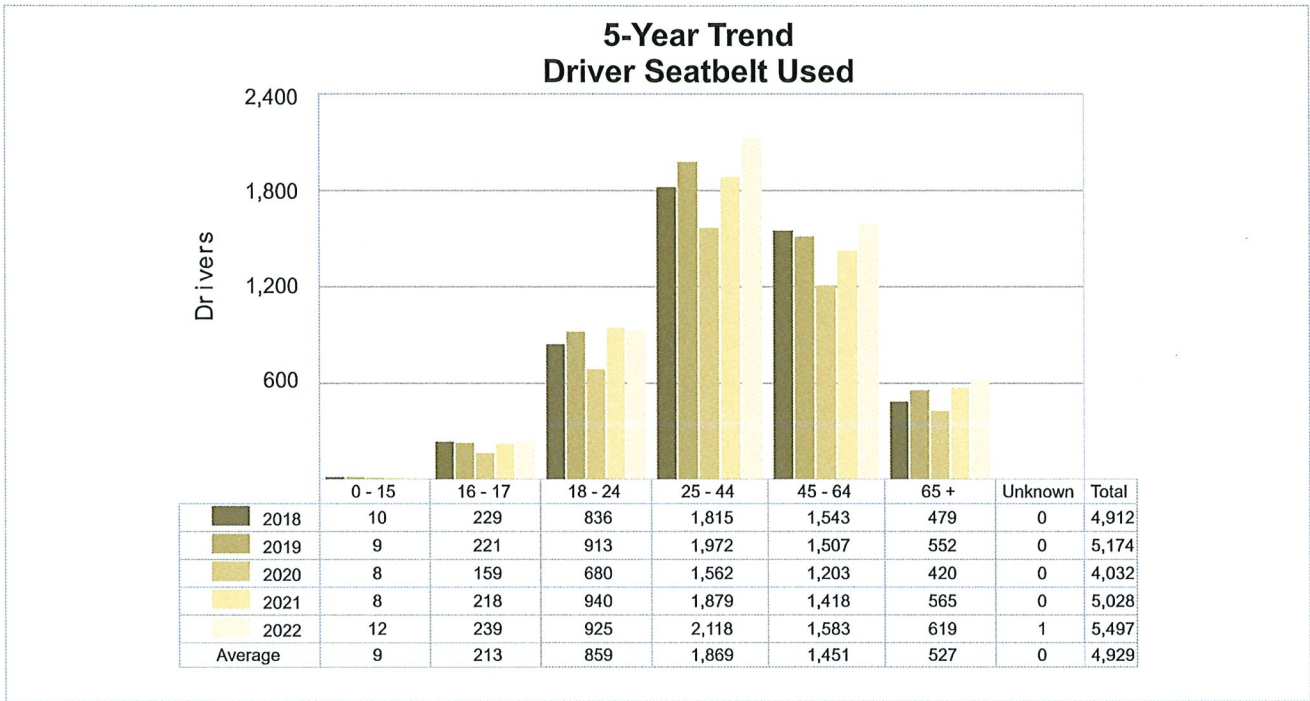
Note: Seatbelt Not Used includes no belts available or no belts used.



5-Year Trend - Seatbelt Used Among Drivers by Age

Age Group	2018			2019			2020			2021			2022		
	Drivers	Fatal Drivers	Injured Drivers	Drivers	Fatal Drivers	Injured Drivers	Drivers	Fatal Drivers	Injured Drivers	Drivers	Fatal Drivers	Injured Drivers	Drivers	Fatal Drivers	Injured Drivers
0 - 15	10	0	1	9	0	1	8	0	0	8	0	0	12	0	0
16 - 17	229	0	27	221	0	28	159	0	8	218	0	22	239	0	25
18 - 24	836	1	84	913	1	85	680	2	65	940	0	91	925	2	99
25 - 44	1,815	3	161	1,972	0	152	1,562	3	139	1,879	1	170	2,118	1	185
45 - 64	1,543	0	147	1,507	0	125	1,203	6	116	1,418	2	113	1,583	2	144
65 +	479	1	55	552	4	52	420	0	55	565	0	65	619	1	66
Unknown	0	0	0	0	0	0	0	0	0	0	0	0	1	0	0
Total	4,912	5	475	5,174	5	443	4,032	11	383	5,028	3	461	5,497	6	519

Note: Seatbelt Used includes shoulder belt only used, lap belt only used, both lap and shoulder belts used, and restraint failure.



5-Year Trend - Drivers in Crashes by Hazardous Action

Hazardous Action	2018		2019		2020		2021		2022	
	Total Drivers in Crashes	Drivers in Fatal Crashes	Total Drivers in Crashes	Drivers in Fatal Crashes	Total Drivers in Crashes	Drivers in Fatal Crashes	Total Drivers in Crashes	Drivers in Fatal Crashes	Total Drivers in Crashes	Drivers in Fatal Crashes
None	2,868	10	3,005	7	2,593	20	3,045	12	3,371	10
Speed Too Fast	633	3	685	2	343	4	512	3	665	4
Speed Too Slow	10	0	8	0	5	0	4	0	2	0
Failed to Yield	388	4	418	0	332	4	404	2	448	2
Disregard Traffic Control	73	0	64	1	83	5	87	1	65	2
Drove Wrong Way	1	0	4	0	2	0	2	0	1	0
Drove Left of Center	31	0	34	1	24	2	41	0	44	0
Improper Passing	35	0	32	0	33	0	45	0	41	0
Improper Lane Use	56	0	44	0	46	1	66	0	74	0
Improper Turn	33	0	28	0	23	0	35	0	45	0
Improper/No Signal	9	0	5	0	2	0	7	0	2	0
Improper Backing	53	0	45	0	38	0	51	0	58	0
Unable to Stop in Assured Clear Distance	502	0	540	1	330	1	516	1	571	0
Other	230	1	283	2	226	2	248	1	253	3
Unknown	126	1	152	5	123	1	195	1	159	4
Reckless Driving	36	2	39	1	34	2	38	1	26	2
Careless/Negligent Driving	203	1	149	0	129	2	138	1	136	1
Uncoded & Errors	7	0	4	1	0	0	0	0	0	0
Total	5,294	22	5,539	21	4,366	44	5,434	23	5,961	28

Office of Highway Safety Planning

Physical Address:
7150 Harris Drive
Dimondale, Michigan 48821

Mailing Address:
P.O. Box 30634
Lansing, Michigan 48909

Find us on the web:
MichiganTrafficCrashFacts.org
mtcf-info@umich.edu

