

Allegan County Parks Advisory Board



Allegan County Parks, Recreation &
Tourism
3283 122nd Ave
Allegan, MI 49010
269-686-9088
parks@allegancounty.org
<http://www.allegancounty.org>

Chairperson: Pam Brown
Vice Chairperson: Joshua Driscoll

PARKS ADVISORY BOARD MEETING – AGENDA

Tuesday, April 2, 2024 @ 8:30am

County Service Building – Board Room -3283 122nd Ave, Allegan, MI 49010

Virtual Option: <https://us02web.zoom.us/j/84173397008>

Pam Brown
616-490-1627
Allegan

John Clark III
269-274-2736
Allegan

**Daniel
Caywood**
616-291-1214
Dorr

**Mark
DeYoung**
616-318-9612
Dorr

**Joshua
Driscoll**
616-218-5797
Hamilton

**Kevin
Formsma**
616-886-7030
Hamilton

Jaelyn Hulst
616-834-2436
Zeeland

Tom Jessup
269-637-3374
South Haven

Jackie Metz
269-521-6524
Allegan

CALL TO ORDER:

ROLL CALL:

APPROVAL OF MINUTES:

PUBLIC PARTICIPATION:

ADDITIONAL AGENDA ITEMS:

APPROVAL OF AGENDA:

PRESENTATIONS: None

PARK ADMINISTRATION UPDATES:

REVIEW ITEMS:

1. Financial Statements
 - a. Review Quarter Revenue Comparisons
-

RECOMMENDATION/ACTION ITEMS:

1. None
-

DISCUSSION ITEMS:

1. 2025-2029 Recreation Plan – Public Input Session
 2. 2025-2029 Recreation Plan – [2020-2024 Recreation Plan](#)
 - a. Review Recreation Plan Survey Results
 - b. Review/Update Sections: 1-7
 - c. Set future joint meetings with Parks Advisory Board and Tourist to review/update the Recreation Plan and impact on tourism.
 3. Gun Lake Tribe Playground Donation
-

NOTICE OF PARK ADVISORY BOARD APPOINTMENTS:

- Vacancy: None

FUTURE AGENDA ITEMS:

ROUND TABLE:

ADJOURNMENT: Next Meetings:

- Regularly Schedule Parks Meeting: June 4, @ 8:30 am in County Service Building – Board Room -3283 122nd Ave, Allegan, MI 49010

Allegan County Parks Advisory Board



Allegan County Parks, Recreation &
Tourism
3283 122nd Ave
Allegan, MI 49010
269-686-9088
parks@allegancounty.org
<http://www.allegancounty.org>

Chairperson: Pam Brown
Vice Chairperson: Jaclyn Hulst

PARKS ADVISORY BOARD MEETING – MINUTES

Tuesday, February 6, 2024 @ 8:30am

County Service Building – Board Conference Room -3283 122nd Ave, Allegan, MI 49010

Pam Brown
616-490-1627
Allegan

John Clark III
269-274-2736
Allegan

**Daniel
Caywood**
616-291-1214
Dorr

**Mark
DeYoung**
616-318-9612
Dorr

**Joshua
Driscoll**
616-218-5797
Hamilton

**Kevin
Formsma**
616-886-7030
Hamilton

Jaclyn Hulst
616-834-2436
Zeeland

Tom Jessup
269-637-3374
South Haven

Jackie Metz
269-521-6524
Allegan

CALL TO ORDER: Brown called to order at 8:40.

ROLL CALL:

Present: Brown, Clark, Caywood, Driscoll, Formsma, Hulst

Absent: Jessup, Deyoung, Metz

Also Present: Dan Wedge (ZOOM); Jesse Lechner

ELECTION OF OFFICERS:

- **Chairman:** A nomination was made by Driscoll, seconded by Caywood to name Brown as the Chairman of the Parks Advisory Board.

With no further nominations, a motion was made by Clark, seconded by Hulst to elect Brown as the Parks Advisory Board Chairman for 2024. The motion carried.

- **Vice-Chairman:** A nomination was made by Caywood, seconded by Hulst to name Driscoll as the Vice-Chairman of the Parks Advisory Board.

With no further nominations, a motion was made by Brown, seconded by Hulst to elect Driscoll as the Parks Advisory Board Vice-Chairman for 2024. The motion carried.

APPROVAL OF MINUTES: Motion made by Formsma, seconded by Driscoll to approve the December 5, 2023 minutes with one change for grammatical error. The motion carried.

PUBLIC PARTICIPATION: None

ADDITIONAL AGENDA ITEMS: None

APPROVAL OF AGENDA: Motion made by Clark, seconded by Hulst to approve the agenda. The motion carried.

PRESENTATIONS: None

PARK ADMINISTRATION UPDATES: Wedge went over the administrative updates:

- Parks Ranger Kim Pitch was recognized, nominated and awarded an essential worker through the MI Works Program. Allegan County recognizes her hard work and support for the parks.

REVIEW ITEMS:

1. **Financial Statements** – Brown gave an overview in lieu of Gildea. On track. Revenues for last year are satisfactory.
-

RECOMMENDATION/ACTION ITEMS:

1. None
-

DISCUSSION ITEMS:

1. **2025-2029 Recreation Plan** – [2020-2024 Recreation Plan](#);
 - a. **Survey Results** - Updates and changes are being made using survey feedback and local/community information. Recreation Plan Survey Results Reviewed, 60% completion rate. 269 Surveys, 162 completed, 107 surveys with partial completion. Wedge read through survey question/results and here were some key findings:
 - i. Family/friends (41%) and social media (29%) website (14%) These three categories are identified as the main sources of information gathering.
 - ii. Rangers not on site or no interactions with staff was a repeated observation.
 - iii. The need for manpower and man hours is identified multiple times between questions and board members reconciling information.
 - iv. Campgrounds, Beaches and Equestrian trails appear to have the most use/ visits.
 - v. Parks trails, pathways, accessibility and maintenance are all positives recognized by the park's users.
 - vi. Gravel parking lots was brought up in four separate areas as a need for improvement.
 - vii. Identified that logging discussion needs prioritized.
 - viii. The need to develop a volunteer/friends program is recognized.
 - ix. Camp Host needed at Silver Creek to assist with on-site issues.
 - x. Improvements or Amenities needed/identified mostly at West Side, Ely Lake and Silver Creek.
 - xi. Park Staff introductions to the community should be considered. Park presence is lacking. Ex) Schedule a meet and greet at each park.
 - b. **Review Section: Action Plan** – Board reviewed **Section 7** - Administrative Assistant to send out an update, and look into reorganizing section. Update to

show what things have been done to display accomplishments. Remove or add to it and adjust categories in table.

Motion made by Formsma to table this discussion to the next meeting, Seconded by Brown. Motion Carried.

- c. **Public Workshop** – Flyer to be created and distributed by Administrative Assistant.

Motion made by Hulst to move forward with public workshop. Motion second by Driscoll. Motion Carried.

NOTICE OF PARK ADVISORY BOARD APPOINTMENTS:

- Vacancy: None

FUTURE AGENDA ITEMS: None.

ROUND TABLE:

Clark: Grateful for progress at Littlejohn.

Formsma: Looking forward to updating the rest of the Recreation Plan

Driscoll- Update about Great Lakes Disc and Disc golf Course at Little John, contract changes acceptable for both sides. 5013C Disc Golfers United in Charity. Survey possibly needed.

Brown: None.

Caywood- Has a forester that he has worked with in the past.

Hulst: None

ADJOURNMENT: Next Meeting, April 2, @ 8:30 am in County Service Building – Board Conference Room -3283 122nd Ave, Allegan, MI 49010

A motion was made by Brown, seconded by Driscoll to adjourn the meeting at 11:10 am. The motion carried.

Expenditure Status Report

Allegan County
 1/1/2024 through 12/31/2024

208 PARKS/RECREATION FUND

| <u>Account Number</u> | | <u>Adjusted Appropriation</u> | <u>Expenditures</u> | <u>Year-to-date Expenditures</u> | <u>Year-to-date Encumbrances</u> | <u>Balance</u> | <u>Prct Used</u> |
|-----------------------|---|-----------------------------------|---------------------|--------------------------------------|--------------------------------------|----------------|----------------------|
| 208-751.000 | PARKS & RECREATION | | | | | | |
| 208-751.075 | PARKS & RECREATION GRANT | | | | | | |
| 208-751.075-813.000 | ENGINEERING & DEVELOPMENT | 0.00 | 0.00 | 0.00 | 0.00 | 0.00 | 0.00 |
| 208-751.075-974.000 | LAND IMPROVEMENTS | 0.00 | 0.00 | 0.00 | 0.00 | 0.00 | 0.00 |
| 208-751.075-998.000 | GROUP BUDGET ACCOUNT | 0.00 | 0.00 | 0.00 | 0.00 | 0.00 | 0.00 |
| | Total PARKS & RECREATION GRANT | 0.00 | 0.00 | 0.00 | 0.00 | 0.00 | 0.00 |
| 208-751.090 | DUMONT LAKE PARK | | | | | | |
| 208-751.090-701.000 | TOTAL COMP | 0.00 | 0.00 | 0.00 | 0.00 | 0.00 | 0.00 |
| 208-751.090-703.000 | SALARIES & WAGES - FULL TIME | 0.00 | 0.00 | 0.00 | 0.00 | 0.00 | 0.00 |
| 208-751.090-705.000 | SALARIES & WAGES - OVERTIME | 0.00 | 0.00 | 0.00 | 0.00 | 0.00 | 0.00 |
| 208-751.090-705.010 | SALARIES & WAGES - Comp Time Payout | 0.00 | 0.00 | 0.00 | 0.00 | 0.00 | 0.00 |
| 208-751.090-708.000 | SALARIES & WAGES - TEMPORARY | 0.00 | 0.00 | 0.00 | 0.00 | 0.00 | 0.00 |
| 208-751.090-710.000 | OTHER COMPENSATION | 0.00 | 0.00 | 0.00 | 0.00 | 0.00 | 0.00 |
| 208-751.090-710.010 | STIPEND | 0.00 | 0.00 | 0.00 | 0.00 | 0.00 | 0.00 |
| 208-751.090-715.010 | FICA TAXES | 0.00 | 0.00 | 0.00 | 0.00 | 0.00 | 0.00 |
| 208-751.090-716.000 | HEALTH INSURANCE | 0.00 | 0.00 | 0.00 | 0.00 | 0.00 | 0.00 |
| 208-751.090-717.000 | DENTAL INSURANCE - EMPLOYER | 0.00 | 0.00 | 0.00 | 0.00 | 0.00 | 0.00 |
| 208-751.090-718.000 | RETIREMENT DEFINED CONTRIBUTION | 0.00 | 0.00 | 0.00 | 0.00 | 0.00 | 0.00 |
| 208-751.090-721.000 | LONGEVITY | 0.00 | 0.00 | 0.00 | 0.00 | 0.00 | 0.00 |
| 208-751.090-721.010 | PTO PAYOUT | 0.00 | 0.00 | 0.00 | 0.00 | 0.00 | 0.00 |
| 208-751.090-722.000 | LIFE INSURANCE | 0.00 | 0.00 | 0.00 | 0.00 | 0.00 | 0.00 |
| 208-751.090-724.000 | WORKERS COMPENSATION INS. | 0.00 | 0.00 | 0.00 | 0.00 | 0.00 | 0.00 |
| 208-751.090-725.000 | DISABILITY INSURANCE | 0.00 | 0.00 | 0.00 | 0.00 | 0.00 | 0.00 |
| 208-751.090-776.000 | JANITORIAL SUPPLIES | 871.00 | 697.05 | 697.05 | 0.00 | 173.95 | 80.03 |
| 208-751.090-777.000 | BLDG & GROUNDS MAINT SUPPLIES | 100.00 | 0.00 | 0.00 | 0.00 | 100.00 | 0.00 |
| 208-751.090-778.000 | EQUIPMENT MAINTENANCE SUPPLIES | 25.00 | 0.00 | 0.00 | 0.00 | 25.00 | 0.00 |
| 208-751.090-815.000 | JANITORIAL SERVICES | 1,500.00 | 0.00 | 0.00 | 0.00 | 1,500.00 | 0.00 |
| 208-751.090-818.000 | CONTRACTUAL SERVICES | 0.00 | 0.00 | 0.00 | 0.00 | 0.00 | 0.00 |
| 208-751.090-825.000 | WATER SYSTEM FEE | 185.00 | 0.00 | 0.00 | 0.00 | 185.00 | 0.00 |
| 208-751.090-851.000 | TELEPHONE | 0.00 | 0.00 | 0.00 | 0.00 | 0.00 | 0.00 |

Expenditure Status Report

Allegan County
 1/1/2024 through 12/31/2024

208 PARKS/RECREATION FUND

| <u>Account Number</u> | <u>Adjusted Appropriation</u> | <u>Expenditures</u> | <u>Year-to-date Expenditures</u> | <u>Year-to-date Encumbrances</u> | <u>Balance</u> | <u>Prct Used</u> |
|---|-------------------------------|---------------------|----------------------------------|----------------------------------|------------------|------------------|
| 208-751.090-861.000 TRAVEL EXPENSES | 0.00 | 0.00 | 0.00 | 0.00 | 0.00 | 0.00 |
| 208-751.090-865.000 GAS, OIL, GREASE | 2,900.00 | 147.94 | 147.94 | 0.00 | 2,752.06 | 5.10 |
| 208-751.090-920.000 PUBLIC UTILITIES | 800.00 | 131.93 | 131.93 | 0.00 | 668.07 | 16.49 |
| 208-751.090-931.000 BUILDING REPAIRS & MAINTENANCE | 250.00 | 0.00 | 0.00 | 0.00 | 250.00 | 0.00 |
| 208-751.090-932.000 EQUIPMENT REP. & MAINTENANCE | 300.00 | 0.00 | 0.00 | 0.00 | 300.00 | 0.00 |
| 208-751.090-936.000 GROUNDS CARE & MAINTENANCE | 5,000.00 | 90.93 | 90.93 | 0.00 | 4,909.07 | 1.82 |
| 208-751.090-955.000 LOW VALUE EQUIPMENT | 250.00 | 0.00 | 0.00 | 0.00 | 250.00 | 0.00 |
| 208-751.090-974.000 LAND IMPROVEMENTS | 0.00 | 0.00 | 0.00 | 0.00 | 0.00 | 0.00 |
| 208-751.090-976.000 BUILDING ADDITIONS AND IMPROV. | 0.00 | 0.00 | 0.00 | 0.00 | 0.00 | 0.00 |
| 208-751.090-998.000 GROUP BUDGET ACCOUNT | 0.00 | 0.00 | 0.00 | 0.00 | 0.00 | 0.00 |
| Total DUMONT LAKE PARK | 12,181.00 | 1,067.85 | 1,067.85 | 0.00 | 11,113.15 | 8.77 |
| 208-751.091 GUN LAKE PARK | | | | | | |
| 208-751.091-701.000 TOTAL COMP | 0.00 | 0.00 | 0.00 | 0.00 | 0.00 | 0.00 |
| 208-751.091-703.000 SALARIES & WAGES - FULL TIME | 0.00 | 0.00 | 0.00 | 0.00 | 0.00 | 0.00 |
| 208-751.091-705.000 SALARIES & WAGES - OVERTIME | 0.00 | 0.00 | 0.00 | 0.00 | 0.00 | 0.00 |
| 208-751.091-705.010 SALARIES & WAGES - Comp Time Payout | 0.00 | 0.00 | 0.00 | 0.00 | 0.00 | 0.00 |
| 208-751.091-708.000 SALARIES & WAGES - TEMPORARY | 0.00 | 0.00 | 0.00 | 0.00 | 0.00 | 0.00 |
| 208-751.091-710.000 OTHER COMPENSATION | 0.00 | 0.00 | 0.00 | 0.00 | 0.00 | 0.00 |
| 208-751.091-710.010 STIPEND | 0.00 | 0.00 | 0.00 | 0.00 | 0.00 | 0.00 |
| 208-751.091-715.010 FICA TAXES | 0.00 | 0.00 | 0.00 | 0.00 | 0.00 | 0.00 |
| 208-751.091-716.000 HEALTH INSURANCE | 0.00 | 0.00 | 0.00 | 0.00 | 0.00 | 0.00 |
| 208-751.091-717.000 DENTAL INSURANCE - EMPLOYER | 0.00 | 0.00 | 0.00 | 0.00 | 0.00 | 0.00 |
| 208-751.091-718.000 RETIREMENT DEFINED CONTRIBUTION | 0.00 | 0.00 | 0.00 | 0.00 | 0.00 | 0.00 |
| 208-751.091-721.000 LONGEVITY | 0.00 | 0.00 | 0.00 | 0.00 | 0.00 | 0.00 |
| 208-751.091-721.010 PTO PAYOUT | 0.00 | 0.00 | 0.00 | 0.00 | 0.00 | 0.00 |
| 208-751.091-722.000 LIFE INSURANCE | 0.00 | 0.00 | 0.00 | 0.00 | 0.00 | 0.00 |
| 208-751.091-724.000 WORKERS COMPENSATION INS. | 0.00 | 0.00 | 0.00 | 0.00 | 0.00 | 0.00 |
| 208-751.091-725.000 DISABILITY INSURANCE | 0.00 | 0.00 | 0.00 | 0.00 | 0.00 | 0.00 |
| 208-751.091-776.000 JANITORIAL SUPPLIES | 871.00 | 697.05 | 697.05 | 0.00 | 173.95 | 80.03 |
| 208-751.091-777.000 BLDG & GROUNDS MAINT SUPPLIES | 100.00 | 0.00 | 0.00 | 0.00 | 100.00 | 0.00 |
| 208-751.091-778.000 EQUIPMENT MAINTENANCE SUPPLIES | 25.00 | 0.00 | 0.00 | 0.00 | 25.00 | 0.00 |
| 208-751.091-815.000 JANITORIAL SERVICES | 900.00 | 0.00 | 0.00 | 0.00 | 900.00 | 0.00 |

Expenditure Status Report

Allegan County
 1/1/2024 through 12/31/2024

208 PARKS/RECREATION FUND

| <u>Account Number</u> | <u>Adjusted Appropriation</u> | <u>Expenditures</u> | <u>Year-to-date Expenditures</u> | <u>Year-to-date Encumbrances</u> | <u>Balance</u> | <u>Prct Used</u> |
|---|-------------------------------|---------------------|----------------------------------|----------------------------------|------------------|------------------|
| 208-751.091-818.000 CONTRACTUAL SERVICES | 0.00 | 0.00 | 0.00 | 0.00 | 0.00 | 0.00 |
| 208-751.091-825.000 WATER SYSTEM FEE | 185.00 | 0.00 | 0.00 | 0.00 | 185.00 | 0.00 |
| 208-751.091-851.000 TELEPHONE | 0.00 | 0.00 | 0.00 | 0.00 | 0.00 | 0.00 |
| 208-751.091-861.000 TRAVEL EXPENSES | 0.00 | 0.00 | 0.00 | 0.00 | 0.00 | 0.00 |
| 208-751.091-865.000 GAS, OIL, GREASE | 2,900.00 | 147.94 | 147.94 | 0.00 | 2,752.06 | 5.10 |
| 208-751.091-920.000 PUBLIC UTILITIES | 7,500.00 | 2,150.21 | 2,150.21 | 0.00 | 5,349.79 | 28.67 |
| 208-751.091-931.000 BUILDING REPAIRS & MAINTENANCE | 250.00 | 0.00 | 0.00 | 0.00 | 250.00 | 0.00 |
| 208-751.091-932.000 EQUIPMENT REP. & MAINTENANCE | 300.00 | 0.00 | 0.00 | 0.00 | 300.00 | 0.00 |
| 208-751.091-936.000 GROUNDS CARE & MAINTENANCE | 3,500.00 | 19.63 | 19.63 | 0.00 | 3,480.37 | 0.56 |
| 208-751.091-955.000 LOW VALUE EQUIPMENT | 250.00 | 0.00 | 0.00 | 0.00 | 250.00 | 0.00 |
| 208-751.091-995.401 TRANSFER OUT | 0.00 | 0.00 | 0.00 | 0.00 | 0.00 | 0.00 |
| 208-751.091-998.000 GROUP BUDGET ACCOUNT | 0.00 | 0.00 | 0.00 | 0.00 | 0.00 | 0.00 |
| Total GUN LAKE PARK | 16,781.00 | 3,014.83 | 3,014.83 | 0.00 | 13,766.17 | 17.97 |
| 208-751.092 LITTLEJOHN LAKE PARK | | | | | | |
| 208-751.092-701.000 TOTAL COMP | 0.00 | 0.00 | 0.00 | 0.00 | 0.00 | 0.00 |
| 208-751.092-703.000 SALARIES & WAGES - FULL TIME | 0.00 | 0.00 | 0.00 | 0.00 | 0.00 | 0.00 |
| 208-751.092-705.010 SALARIES & WAGES - Comp Time Payout | 0.00 | 0.00 | 0.00 | 0.00 | 0.00 | 0.00 |
| 208-751.092-708.000 SALARIES & WAGES - TEMPORARY | 0.00 | 0.00 | 0.00 | 0.00 | 0.00 | 0.00 |
| 208-751.092-710.000 OTHER COMPENSATION | 0.00 | 0.00 | 0.00 | 0.00 | 0.00 | 0.00 |
| 208-751.092-710.010 STIPEND | 0.00 | 0.00 | 0.00 | 0.00 | 0.00 | 0.00 |
| 208-751.092-715.010 FICA TAXES | 0.00 | 0.00 | 0.00 | 0.00 | 0.00 | 0.00 |
| 208-751.092-716.000 HEALTH INSURANCE | 0.00 | 0.00 | 0.00 | 0.00 | 0.00 | 0.00 |
| 208-751.092-717.000 DENTAL INSURANCE - EMPLOYER | 0.00 | 0.00 | 0.00 | 0.00 | 0.00 | 0.00 |
| 208-751.092-718.000 RETIREMENT DEFINED CONTRIBUTION | 0.00 | 0.00 | 0.00 | 0.00 | 0.00 | 0.00 |
| 208-751.092-721.000 LONGEVITY | 0.00 | 0.00 | 0.00 | 0.00 | 0.00 | 0.00 |
| 208-751.092-721.010 PTO PAYOUT | 0.00 | 0.00 | 0.00 | 0.00 | 0.00 | 0.00 |
| 208-751.092-722.000 LIFE INSURANCE | 0.00 | 0.00 | 0.00 | 0.00 | 0.00 | 0.00 |
| 208-751.092-724.000 WORKERS COMPENSATION INS. | 0.00 | 0.00 | 0.00 | 0.00 | 0.00 | 0.00 |
| 208-751.092-725.000 DISABILITY INSURANCE | 0.00 | 0.00 | 0.00 | 0.00 | 0.00 | 0.00 |
| 208-751.092-745.000 Other Supplies | 0.00 | 0.00 | 0.00 | 0.00 | 0.00 | 0.00 |
| 208-751.092-776.000 JANITORIAL SUPPLIES | 871.00 | 697.05 | 697.05 | 0.00 | 173.95 | 80.03 |
| 208-751.092-777.000 BLDG & GROUNDS MAINT SUPPLIES | 100.00 | 0.00 | 0.00 | 0.00 | 100.00 | 0.00 |

Expenditure Status Report

Allegan County
 1/1/2024 through 12/31/2024

208 PARKS/RECREATION FUND

| <u>Account Number</u> | <u>Adjusted Appropriation</u> | <u>Expenditures</u> | <u>Year-to-date Expenditures</u> | <u>Year-to-date Encumbrances</u> | <u>Balance</u> | <u>Prct Used</u> |
|---|-------------------------------|---------------------|----------------------------------|----------------------------------|-----------------|------------------|
| 208-751.092-778.000 EQUIPMENT MAINTENANCE SUPPLIES | 25.00 | 0.00 | 0.00 | 0.00 | 25.00 | 0.00 |
| 208-751.092-815.000 JANITORIAL SERVICES | 1,240.00 | 0.00 | 0.00 | 0.00 | 1,240.00 | 0.00 |
| 208-751.092-818.000 CONTRACTUAL SERVICES | 0.00 | 0.00 | 0.00 | 0.00 | 0.00 | 0.00 |
| 208-751.092-825.000 WATER SYSTEM FEE | 185.00 | 0.00 | 0.00 | 0.00 | 185.00 | 0.00 |
| 208-751.092-851.000 TELEPHONE | 0.00 | 0.00 | 0.00 | 0.00 | 0.00 | 0.00 |
| 208-751.092-861.000 TRAVEL EXPENSES | 0.00 | 0.00 | 0.00 | 0.00 | 0.00 | 0.00 |
| 208-751.092-865.000 GAS, OIL, GREASE | 2,900.00 | 171.16 | 171.16 | 0.00 | 2,728.84 | 5.90 |
| 208-751.092-920.000 PUBLIC UTILITIES | 1,350.00 | 215.42 | 215.42 | 0.00 | 1,134.58 | 15.96 |
| 208-751.092-931.000 BUILDING REPAIRS & MAINTENANCE | 250.00 | 0.00 | 0.00 | 0.00 | 250.00 | 0.00 |
| 208-751.092-932.000 EQUIPMENT REP. & MAINTENANCE | 300.00 | 0.00 | 0.00 | 0.00 | 300.00 | 0.00 |
| 208-751.092-936.000 GROUNDS CARE & MAINTENANCE | 3,000.00 | 19.63 | 19.63 | 0.00 | 2,980.37 | 0.65 |
| 208-751.092-955.000 LOW VALUE EQUIPMENT | 250.00 | 0.00 | 0.00 | 0.00 | 250.00 | 0.00 |
| 208-751.092-974.000 LAND IMPROVEMENTS | 0.00 | 0.00 | 0.00 | 0.00 | 0.00 | 0.00 |
| 208-751.092-977.000 MACHINERY AND EQUIPMENT | 0.00 | 0.00 | 0.00 | 0.00 | 0.00 | 0.00 |
| 208-751.092-998.000 GROUP BUDGET ACCOUNT | 0.00 | 0.00 | 0.00 | 0.00 | 0.00 | 0.00 |
| Total LITTLEJOHN LAKE PARK | 10,471.00 | 1,103.26 | 1,103.26 | 0.00 | 9,367.74 | 10.54 |
| 208-751.093 SILVER CREEK PARK | | | | | | |
| 208-751.093-701.000 TOTAL COMP | 0.00 | 0.00 | 0.00 | 0.00 | 0.00 | 0.00 |
| 208-751.093-703.000 SALARIES & WAGES - FULL TIME | 0.00 | 0.00 | 0.00 | 0.00 | 0.00 | 0.00 |
| 208-751.093-705.000 SALARIES & WAGES - OVERTIME | 0.00 | 0.00 | 0.00 | 0.00 | 0.00 | 0.00 |
| 208-751.093-705.010 SALARIES & WAGES - Comp Time Payout | 0.00 | 0.00 | 0.00 | 0.00 | 0.00 | 0.00 |
| 208-751.093-708.000 SALARIES & WAGES - TEMPORARY | 0.00 | 0.00 | 0.00 | 0.00 | 0.00 | 0.00 |
| 208-751.093-710.000 OTHER COMPENSATION | 0.00 | 0.00 | 0.00 | 0.00 | 0.00 | 0.00 |
| 208-751.093-710.010 STIPEND | 0.00 | 0.00 | 0.00 | 0.00 | 0.00 | 0.00 |
| 208-751.093-715.010 FICA TAXES | 0.00 | 0.00 | 0.00 | 0.00 | 0.00 | 0.00 |
| 208-751.093-716.000 HEALTH INSURANCE | 0.00 | 0.00 | 0.00 | 0.00 | 0.00 | 0.00 |
| 208-751.093-717.000 DENTAL INSURANCE - EMPLOYER | 0.00 | 0.00 | 0.00 | 0.00 | 0.00 | 0.00 |
| 208-751.093-718.000 RETIREMENT DEFINED CONTRIBUTION | 0.00 | 0.00 | 0.00 | 0.00 | 0.00 | 0.00 |
| 208-751.093-721.000 LONGEVITY | 0.00 | 0.00 | 0.00 | 0.00 | 0.00 | 0.00 |
| 208-751.093-721.010 PTO PAYOUT | 0.00 | 0.00 | 0.00 | 0.00 | 0.00 | 0.00 |
| 208-751.093-722.000 LIFE INSURANCE | 0.00 | 0.00 | 0.00 | 0.00 | 0.00 | 0.00 |
| 208-751.093-724.000 WORKERS COMPENSATION INS. | 0.00 | 0.00 | 0.00 | 0.00 | 0.00 | 0.00 |

Expenditure Status Report

Allegan County
 1/1/2024 through 12/31/2024

208 PARKS/RECREATION FUND

| <u>Account Number</u> | <u>Adjusted Appropriation</u> | <u>Expenditures</u> | <u>Year-to-date Expenditures</u> | <u>Year-to-date Encumbrances</u> | <u>Balance</u> | <u>Prct Used</u> |
|-----------------------|-------------------------------------|---------------------|----------------------------------|----------------------------------|----------------|------------------------|
| 208-751.093-725.000 | DISABILITY INSURANCE | 0.00 | 0.00 | 0.00 | 0.00 | 0.00 |
| 208-751.093-776.000 | JANITORIAL SUPPLIES | 871.00 | 697.05 | 697.05 | 0.00 | 173.95 80.03 |
| 208-751.093-777.000 | BLDG & GROUNDS MAINT SUPPLIES | 100.00 | 0.00 | 0.00 | 0.00 | 100.00 0.00 |
| 208-751.093-778.000 | EQUIPMENT MAINTENANCE SUPPLIES | 25.00 | 0.00 | 0.00 | 0.00 | 25.00 0.00 |
| 208-751.093-815.000 | JANITORIAL SERVICES | 3,500.00 | 235.54 | 235.54 | 0.00 | 3,264.46 6.73 |
| 208-751.093-818.000 | CONTRACTUAL SERVICES | 0.00 | 150.00 | 150.00 | 0.00 | -150.00 0.00 |
| 208-751.093-825.000 | WATER SYSTEM FEE | 375.00 | 0.00 | 0.00 | 0.00 | 375.00 0.00 |
| 208-751.093-851.000 | TELEPHONE | 0.00 | 0.00 | 0.00 | 0.00 | 0.00 0.00 |
| 208-751.093-861.000 | TRAVEL EXPENSES | 0.00 | 0.00 | 0.00 | 0.00 | 0.00 0.00 |
| 208-751.093-865.000 | GAS, OIL, GREASE | 2,900.00 | 147.94 | 147.94 | 0.00 | 2,752.06 5.10 |
| 208-751.093-920.000 | PUBLIC UTILITIES | 400.00 | 116.62 | 116.62 | 0.00 | 283.38 29.16 |
| 208-751.093-931.000 | BUILDING REPAIRS & MAINTENANCE | 250.00 | 0.00 | 0.00 | 0.00 | 250.00 0.00 |
| 208-751.093-932.000 | EQUIPMENT REP. & MAINTENANCE | 300.00 | 0.00 | 0.00 | 0.00 | 300.00 0.00 |
| 208-751.093-936.000 | GROUNDS CARE & MAINTENANCE | 7,000.00 | 1,135.00 | 1,135.00 | 0.00 | 5,865.00 16.21 |
| 208-751.093-955.000 | LOW VALUE EQUIPMENT | 250.00 | 0.00 | 0.00 | 0.00 | 250.00 0.00 |
| 208-751.093-974.000 | LAND IMPROVEMENTS | 0.00 | 0.00 | 0.00 | 0.00 | 0.00 0.00 |
| 208-751.093-998.000 | GROUP BUDGET ACCOUNT | 0.00 | 0.00 | 0.00 | 0.00 | 0.00 0.00 |
| | Total SILVER CREEK PARK | 15,971.00 | 2,482.15 | 2,482.15 | 0.00 | 13,488.85 15.54 |
| 208-751.094 | WEST SIDE PARK | | | | | |
| 208-751.094-701.000 | TOTAL COMP | 0.00 | 0.00 | 0.00 | 0.00 | 0.00 0.00 |
| 208-751.094-703.000 | SALARIES & WAGES - FULL TIME | 0.00 | 0.00 | 0.00 | 0.00 | 0.00 0.00 |
| 208-751.094-705.000 | SALARIES & WAGES - OVERTIME | 0.00 | 0.00 | 0.00 | 0.00 | 0.00 0.00 |
| 208-751.094-705.010 | SALARIES & WAGES - Comp Time Payout | 0.00 | 0.00 | 0.00 | 0.00 | 0.00 0.00 |
| 208-751.094-708.000 | SALARIES & WAGES - TEMPORARY | 0.00 | 0.00 | 0.00 | 0.00 | 0.00 0.00 |
| 208-751.094-710.000 | OTHER COMPENSATION | 0.00 | 0.00 | 0.00 | 0.00 | 0.00 0.00 |
| 208-751.094-710.010 | STIPEND | 0.00 | 0.00 | 0.00 | 0.00 | 0.00 0.00 |
| 208-751.094-715.010 | FICA TAXES | 0.00 | 0.00 | 0.00 | 0.00 | 0.00 0.00 |
| 208-751.094-716.000 | HEALTH INSURANCE | 0.00 | 0.00 | 0.00 | 0.00 | 0.00 0.00 |
| 208-751.094-717.000 | DENTAL INSURANCE - EMPLOYER | 0.00 | 0.00 | 0.00 | 0.00 | 0.00 0.00 |
| 208-751.094-718.000 | RET. FUND CONT. - EMPLOYER | 0.00 | 0.00 | 0.00 | 0.00 | 0.00 0.00 |
| 208-751.094-721.000 | LONGEVITY | 0.00 | 0.00 | 0.00 | 0.00 | 0.00 0.00 |
| 208-751.094-721.010 | PTO PAYOUT | 0.00 | 0.00 | 0.00 | 0.00 | 0.00 0.00 |

Expenditure Status Report

Allegan County
 1/1/2024 through 12/31/2024

208 PARKS/RECREATION FUND

| <u>Account Number</u> | <u>Adjusted Appropriation</u> | <u>Expenditures</u> | <u>Year-to-date Expenditures</u> | <u>Year-to-date Encumbrances</u> | <u>Balance</u> | <u>Prct Used</u> |
|---|-------------------------------|---------------------|----------------------------------|----------------------------------|------------------|------------------|
| 208-751.094-722.000 LIFE INSURANCE | 0.00 | 0.00 | 0.00 | 0.00 | 0.00 | 0.00 |
| 208-751.094-724.000 WORKERS COMPENSATION INS. | 0.00 | 0.00 | 0.00 | 0.00 | 0.00 | 0.00 |
| 208-751.094-725.000 DISABILITY INSURANCE | 0.00 | 0.00 | 0.00 | 0.00 | 0.00 | 0.00 |
| 208-751.094-776.000 JANITORIAL SUPPLIES | 871.00 | 697.05 | 697.05 | 0.00 | 173.95 | 80.03 |
| 208-751.094-777.000 BLDG & GROUNDS MAINT SUPPLIES | 100.00 | 0.00 | 0.00 | 0.00 | 100.00 | 0.00 |
| 208-751.094-778.000 EQUIPMENT MAINTENANCE SUPPLIES | 25.00 | 0.00 | 0.00 | 0.00 | 25.00 | 0.00 |
| 208-751.094-815.000 JANITORIAL SERVICES | 2,000.00 | 0.00 | 0.00 | 0.00 | 2,000.00 | 0.00 |
| 208-751.094-825.000 WATER SYSTEM FEE | 185.00 | 0.00 | 0.00 | 0.00 | 185.00 | 0.00 |
| 208-751.094-851.000 TELEPHONE | 0.00 | 0.00 | 0.00 | 0.00 | 0.00 | 0.00 |
| 208-751.094-861.000 TRAVEL EXPENSES | 0.00 | 0.00 | 0.00 | 0.00 | 0.00 | 0.00 |
| 208-751.094-865.000 GAS, OIL, GREASE | 2,900.00 | 147.94 | 147.94 | 0.00 | 2,752.06 | 5.10 |
| 208-751.094-920.000 PUBLIC UTILITIES | 900.00 | 116.02 | 116.02 | 0.00 | 783.98 | 12.89 |
| 208-751.094-931.000 BUILDING REPAIRS & MAINTENANCE | 250.00 | 0.00 | 0.00 | 0.00 | 250.00 | 0.00 |
| 208-751.094-932.000 EQUIPMENT REP. & MAINTENANCE | 300.00 | 0.00 | 0.00 | 0.00 | 300.00 | 0.00 |
| 208-751.094-936.000 GROUNDS CARE & MAINTENANCE | 5,500.00 | 19.63 | 19.63 | 0.00 | 5,480.37 | 0.36 |
| 208-751.094-955.000 LOW VALUE EQUIPMENT | 250.00 | 0.00 | 0.00 | 0.00 | 250.00 | 0.00 |
| 208-751.094-974.000 LAND IMPROVEMENTS | 0.00 | 0.00 | 0.00 | 0.00 | 0.00 | 0.00 |
| 208-751.094-998.000 GROUP BUDGET ACCOUNT | 0.00 | 0.00 | 0.00 | 0.00 | 0.00 | 0.00 |
| 208-751.094-999.401 TRANSFER OUT | 0.00 | 0.00 | 0.00 | 0.00 | 0.00 | 0.00 |
| Total WEST SIDE PARK | 13,281.00 | 980.64 | 980.64 | 0.00 | 12,300.36 | 7.38 |
| 208-751.095 ELY LAKE CMPGRND | | | | | | |
| 208-751.095-701.000 TOTAL COMP | 0.00 | 0.00 | 0.00 | 0.00 | 0.00 | 0.00 |
| 208-751.095-703.000 SALARIES & WAGES - FULL TIME | 0.00 | 0.00 | 0.00 | 0.00 | 0.00 | 0.00 |
| 208-751.095-705.000 SALARIES & WAGES - OVERTIME | 0.00 | 0.00 | 0.00 | 0.00 | 0.00 | 0.00 |
| 208-751.095-705.010 SALARIES & WAGES - Comp Time Payout | 0.00 | 0.00 | 0.00 | 0.00 | 0.00 | 0.00 |
| 208-751.095-708.000 SALARIES & WAGES - TEMPORARY | 0.00 | 0.00 | 0.00 | 0.00 | 0.00 | 0.00 |
| 208-751.095-710.000 OTHER COMPENSATION | 0.00 | 0.00 | 0.00 | 0.00 | 0.00 | 0.00 |
| 208-751.095-710.010 STIPEND | 0.00 | 0.00 | 0.00 | 0.00 | 0.00 | 0.00 |
| 208-751.095-715.010 FICA TAXES | 0.00 | 0.00 | 0.00 | 0.00 | 0.00 | 0.00 |
| 208-751.095-716.000 HEALTH INSURANCE | 0.00 | 0.00 | 0.00 | 0.00 | 0.00 | 0.00 |
| 208-751.095-717.000 DENTAL INSURANCE - EMPLOYER | 0.00 | 0.00 | 0.00 | 0.00 | 0.00 | 0.00 |
| 208-751.095-718.000 RETIREMENT DEFINED CONTRIBUTION | 0.00 | 0.00 | 0.00 | 0.00 | 0.00 | 0.00 |

Expenditure Status Report

Allegan County
 1/1/2024 through 12/31/2024

208 PARKS/RECREATION FUND

| <u>Account Number</u> | <u>Adjusted Appropriation</u> | <u>Expenditures</u> | <u>Year-to-date Expenditures</u> | <u>Year-to-date Encumbrances</u> | <u>Balance</u> | <u>Prct Used</u> |
|---|-------------------------------|---------------------|----------------------------------|----------------------------------|------------------|------------------|
| 208-751.095-721.000 LONGEVITY | 0.00 | 0.00 | 0.00 | 0.00 | 0.00 | 0.00 |
| 208-751.095-721.010 PTO PAYOUT | 0.00 | 0.00 | 0.00 | 0.00 | 0.00 | 0.00 |
| 208-751.095-722.000 LIFE INSURANCE | 0.00 | 0.00 | 0.00 | 0.00 | 0.00 | 0.00 |
| 208-751.095-724.000 WORKERS COMPENSATION INS. | 0.00 | 0.00 | 0.00 | 0.00 | 0.00 | 0.00 |
| 208-751.095-725.000 DISABILITY INSURANCE | 0.00 | 0.00 | 0.00 | 0.00 | 0.00 | 0.00 |
| 208-751.095-776.000 JANITORIAL SUPPLIES | 871.00 | 697.05 | 697.05 | 0.00 | 173.95 | 80.03 |
| 208-751.095-777.000 BLDG & GROUNDS MAINT SUPPLIES | 100.00 | 0.00 | 0.00 | 0.00 | 100.00 | 0.00 |
| 208-751.095-778.000 EQUIPMENT MAINTENANCE SUPPLIES | 25.00 | 0.00 | 0.00 | 0.00 | 25.00 | 0.00 |
| 208-751.095-815.000 JANITORIAL SERVICES | 5,500.00 | 0.00 | 0.00 | 0.00 | 5,500.00 | 0.00 |
| 208-751.095-825.000 WATER SYSTEM FEE | 375.00 | 0.00 | 0.00 | 0.00 | 375.00 | 0.00 |
| 208-751.095-851.000 TELEPHONE | 0.00 | 0.00 | 0.00 | 0.00 | 0.00 | 0.00 |
| 208-751.095-861.000 TRAVEL EXPENSES | 0.00 | 0.00 | 0.00 | 0.00 | 0.00 | 0.00 |
| 208-751.095-865.000 GAS, OIL, GREASE | 2,900.00 | 147.94 | 147.94 | 0.00 | 2,752.06 | 5.10 |
| 208-751.095-932.000 EQUIPMENT REP. & MAINTENANCE | 300.00 | 0.00 | 0.00 | 0.00 | 300.00 | 0.00 |
| 208-751.095-936.000 GROUNDS CARE & MAINTENANCE | 4,500.00 | 244.63 | 244.63 | 0.00 | 4,255.37 | 5.44 |
| 208-751.095-955.000 LOW VALUE EQUIPMENT | 250.00 | 0.00 | 0.00 | 0.00 | 250.00 | 0.00 |
| 208-751.095-960.000 INDIRECT EXP | 0.00 | 0.00 | 0.00 | 0.00 | 0.00 | 0.00 |
| 208-751.095-968.087 AMORTIZATION LEASE EXPENSE | 0.00 | 0.00 | 0.00 | 0.00 | 0.00 | 0.00 |
| 208-751.095-968.187 DEPRECIATION ASSET EXPENSE | 0.00 | 0.00 | 0.00 | 0.00 | 0.00 | 0.00 |
| 208-751.095-987.000 LEASE - CAPITAL OUTLAY | 0.00 | 0.00 | 0.00 | 0.00 | 0.00 | 0.00 |
| 208-751.095-991.087 LEASE-DEBT SVC PRINCIPAL | 0.00 | 0.00 | 0.00 | 0.00 | 0.00 | 0.00 |
| 208-751.095-994.087 LEASE -DEBT SVC INTEREST | 0.00 | 0.00 | 0.00 | 0.00 | 0.00 | 0.00 |
| 208-751.095-998.000 GROUP BUDGET ACCOUNT | 0.00 | 0.00 | 0.00 | 0.00 | 0.00 | 0.00 |
| 208-751.095-998.087 GROUP BUDGET ACCOUNT | 0.00 | 0.00 | 0.00 | 0.00 | 0.00 | 0.00 |
| Total ELY LAKE CMPGRND | 14,821.00 | 1,089.62 | 1,089.62 | 0.00 | 13,731.38 | 7.35 |
| 208-751.096 PINE POINT CMPGRND | | | | | | |
| 208-751.096-701.000 TOTAL COMP | 0.00 | 0.00 | 0.00 | 0.00 | 0.00 | 0.00 |
| 208-751.096-703.000 SALARIES & WAGES - FULL TIME | 0.00 | 0.00 | 0.00 | 0.00 | 0.00 | 0.00 |
| 208-751.096-705.010 SALARIES & WAGES - Comp Time Payout | 0.00 | 0.00 | 0.00 | 0.00 | 0.00 | 0.00 |
| 208-751.096-708.000 SALARIES & WAGES - TEMPORARY | 0.00 | 0.00 | 0.00 | 0.00 | 0.00 | 0.00 |
| 208-751.096-710.000 OTHER COMPENSATION | 0.00 | 0.00 | 0.00 | 0.00 | 0.00 | 0.00 |
| 208-751.096-710.010 STIPEND | 0.00 | 0.00 | 0.00 | 0.00 | 0.00 | 0.00 |

Expenditure Status Report

Allegan County
 1/1/2024 through 12/31/2024

208 PARKS/RECREATION FUND

| <u>Account Number</u> | <u>Adjusted Appropriation</u> | <u>Expenditures</u> | <u>Year-to-date Expenditures</u> | <u>Year-to-date Encumbrances</u> | <u>Balance</u> | <u>Prct Used</u> |
|---|-------------------------------|---------------------|----------------------------------|----------------------------------|----------------|------------------|
| 208-751.096-715.010 FICA TAXES | 0.00 | 0.00 | 0.00 | 0.00 | 0.00 | 0.00 |
| 208-751.096-716.000 HEALTH INSURANCE | 0.00 | 0.00 | 0.00 | 0.00 | 0.00 | 0.00 |
| 208-751.096-717.000 DENTAL INSURANCE - EMPLOYER | 0.00 | 0.00 | 0.00 | 0.00 | 0.00 | 0.00 |
| 208-751.096-718.000 RETIREMENT DEFINED CONTRIBUTION | 0.00 | 0.00 | 0.00 | 0.00 | 0.00 | 0.00 |
| 208-751.096-721.000 LONGEVITY | 0.00 | 0.00 | 0.00 | 0.00 | 0.00 | 0.00 |
| 208-751.096-721.010 PTO PAYOUT | 0.00 | 0.00 | 0.00 | 0.00 | 0.00 | 0.00 |
| 208-751.096-722.000 LIFE INSURANCE | 0.00 | 0.00 | 0.00 | 0.00 | 0.00 | 0.00 |
| 208-751.096-724.000 WORKERS COMPENSATION INS. | 0.00 | 0.00 | 0.00 | 0.00 | 0.00 | 0.00 |
| 208-751.096-725.000 DISABILITY INSURANCE | 0.00 | 0.00 | 0.00 | 0.00 | 0.00 | 0.00 |
| 208-751.096-776.000 JANITORIAL SUPPLIES | 0.00 | 0.00 | 0.00 | 0.00 | 0.00 | 0.00 |
| 208-751.096-777.000 BLDG & GROUNDS MAINT SUPPLIES | 0.00 | 0.00 | 0.00 | 0.00 | 0.00 | 0.00 |
| 208-751.096-778.000 EQUIPMENT MAINTENANCE SUPPLIES | 0.00 | 0.00 | 0.00 | 0.00 | 0.00 | 0.00 |
| 208-751.096-815.000 JANITORIAL SERVICES | 0.00 | 0.00 | 0.00 | 0.00 | 0.00 | 0.00 |
| 208-751.096-825.000 WATER SYSTEM FEE | 0.00 | 0.00 | 0.00 | 0.00 | 0.00 | 0.00 |
| 208-751.096-851.000 TELEPHONE | 0.00 | 0.00 | 0.00 | 0.00 | 0.00 | 0.00 |
| 208-751.096-861.000 TRAVEL EXPENSES | 0.00 | 0.00 | 0.00 | 0.00 | 0.00 | 0.00 |
| 208-751.096-865.000 GAS, OIL, GREASE | 0.00 | 0.00 | 0.00 | 0.00 | 0.00 | 0.00 |
| 208-751.096-932.000 EQUIPMENT REP. & MAINTENANCE | 0.00 | 0.00 | 0.00 | 0.00 | 0.00 | 0.00 |
| 208-751.096-936.000 GROUNDS CARE & MAINTENANCE | 0.00 | 0.00 | 0.00 | 0.00 | 0.00 | 0.00 |
| 208-751.096-955.000 LOW VALUE EQUIPMENT | 0.00 | 0.00 | 0.00 | 0.00 | 0.00 | 0.00 |
| 208-751.096-998.000 GROUP BUDGET ACCOUNT | 0.00 | 0.00 | 0.00 | 0.00 | 0.00 | 0.00 |
| Total PINE POINT CMPGRND | 0.00 | 0.00 | 0.00 | 0.00 | 0.00 | 0.00 |
| 208-751.097 BYSTERVELD PARK | | | | | | |
| 208-751.097-701.000 TOTAL COMP | 0.00 | 0.00 | 0.00 | 0.00 | 0.00 | 0.00 |
| 208-751.097-703.000 SALARIES & WAGES - FULL TIME | 0.00 | 0.00 | 0.00 | 0.00 | 0.00 | 0.00 |
| 208-751.097-705.010 SALARIES & WAGES - Comp Time Payout | 0.00 | 0.00 | 0.00 | 0.00 | 0.00 | 0.00 |
| 208-751.097-708.000 SALARIES & WAGES - TEMPORARY | 0.00 | 0.00 | 0.00 | 0.00 | 0.00 | 0.00 |
| 208-751.097-710.000 OTHER COMPENSATION | 0.00 | 0.00 | 0.00 | 0.00 | 0.00 | 0.00 |
| 208-751.097-710.010 STIPEND | 0.00 | 0.00 | 0.00 | 0.00 | 0.00 | 0.00 |
| 208-751.097-715.010 FICA TAXES | 0.00 | 0.00 | 0.00 | 0.00 | 0.00 | 0.00 |
| 208-751.097-716.000 HEALTH INSURANCE | 0.00 | 0.00 | 0.00 | 0.00 | 0.00 | 0.00 |
| 208-751.097-718.000 RETIREMENT DEFINED CONTRIBUTION | 0.00 | 0.00 | 0.00 | 0.00 | 0.00 | 0.00 |

Expenditure Status Report

Allegan County
 1/1/2024 through 12/31/2024

208 PARKS/RECREATION FUND

| <u>Account Number</u> | <u>Adjusted Appropriation</u> | <u>Expenditures</u> | <u>Year-to-date Expenditures</u> | <u>Year-to-date Encumbrances</u> | <u>Balance</u> | <u>Prct Used</u> |
|--|-------------------------------|---------------------|----------------------------------|----------------------------------|-----------------|------------------|
| 208-751.097-721.000 LONGEVITY | 0.00 | 0.00 | 0.00 | 0.00 | 0.00 | 0.00 |
| 208-751.097-722.000 LIFE INSURANCE | 0.00 | 0.00 | 0.00 | 0.00 | 0.00 | 0.00 |
| 208-751.097-724.000 WORKERS COMPENSATION INS. | 0.00 | 0.00 | 0.00 | 0.00 | 0.00 | 0.00 |
| 208-751.097-725.000 DISABILITY INSURANCE | 0.00 | 0.00 | 0.00 | 0.00 | 0.00 | 0.00 |
| 208-751.097-776.000 JANITORIAL SUPPLIES | 871.00 | 697.08 | 697.08 | 0.00 | 173.92 | 80.03 |
| 208-751.097-777.000 BLDG & GROUNDS MAINT SUPPLIES | 0.00 | 0.00 | 0.00 | 0.00 | 0.00 | 0.00 |
| 208-751.097-778.000 EQUIPMENT MAINTENANCE SUPPLIES | 25.00 | 0.00 | 0.00 | 0.00 | 25.00 | 0.00 |
| 208-751.097-815.000 JANITORIAL SERVICES | 0.00 | 0.00 | 0.00 | 0.00 | 0.00 | 0.00 |
| 208-751.097-818.000 CONTRACTUAL SERVICES | 0.00 | 0.00 | 0.00 | 0.00 | 0.00 | 0.00 |
| 208-751.097-825.000 WATER SYSTEM FEE | 0.00 | 0.00 | 0.00 | 0.00 | 0.00 | 0.00 |
| 208-751.097-851.000 TELEPHONE | 0.00 | 0.00 | 0.00 | 0.00 | 0.00 | 0.00 |
| 208-751.097-861.000 TRAVEL EXPENSES | 0.00 | 0.00 | 0.00 | 0.00 | 0.00 | 0.00 |
| 208-751.097-865.000 GAS, OIL, GREASE | 2,900.00 | 171.16 | 171.16 | 0.00 | 2,728.84 | 5.90 |
| 208-751.097-920.000 PUBLIC UTILITIES | 500.00 | 67.87 | 67.87 | 0.00 | 432.13 | 13.57 |
| 208-751.097-931.000 BUILDING REPAIRS & MAINTENANCE | 250.00 | 0.00 | 0.00 | 0.00 | 250.00 | 0.00 |
| 208-751.097-936.000 GROUNDS CARE & MAINTENANCE | 4,000.00 | 299.63 | 299.63 | 0.00 | 3,700.37 | 7.49 |
| 208-751.097-955.000 LOW VALUE EQUIPMENT | 250.00 | 0.00 | 0.00 | 0.00 | 250.00 | 0.00 |
| 208-751.097-974.000 LAND IMPROVEMENTS | 0.00 | 0.00 | 0.00 | 0.00 | 0.00 | 0.00 |
| 208-751.097-998.000 GROUP BUDGET ACCOUNT | 0.00 | 0.00 | 0.00 | 0.00 | 0.00 | 0.00 |
| Total BYSTERVELD PARK | 8,796.00 | 1,235.74 | 1,235.74 | 0.00 | 7,560.26 | 14.05 |
| 208-751.098 NEW RICHMOND BRIDGE PARK | | | | | | |
| 208-751.098-701.000 TOTAL COMP | 0.00 | 0.00 | 0.00 | 0.00 | 0.00 | 0.00 |
| 208-751.098-708.000 SALARIES & WAGES - TEMPORARY | 0.00 | 0.00 | 0.00 | 0.00 | 0.00 | 0.00 |
| 208-751.098-715.010 FICA TAXES | 0.00 | 0.00 | 0.00 | 0.00 | 0.00 | 0.00 |
| 208-751.098-724.000 WORKERS COMPENSATION INS. | 0.00 | 0.00 | 0.00 | 0.00 | 0.00 | 0.00 |
| 208-751.098-776.000 JANITORIAL SUPPLIES | 871.00 | 697.05 | 697.05 | 0.00 | 173.95 | 80.03 |
| 208-751.098-777.000 BLDG & GROUNDS MAINT SUPPLIES | 100.00 | 0.00 | 0.00 | 0.00 | 100.00 | 0.00 |
| 208-751.098-778.000 EQUIPMENT MAINTENANCE SUPPLIES | 25.00 | 0.00 | 0.00 | 0.00 | 25.00 | 0.00 |
| 208-751.098-815.000 JANITORIAL SERVICES | 300.00 | 0.00 | 0.00 | 0.00 | 300.00 | 0.00 |
| 208-751.098-818.000 CONTRACTUAL SERVICES | 0.00 | 0.00 | 0.00 | 0.00 | 0.00 | 0.00 |
| 208-751.098-851.000 TELEPHONE | 0.00 | 0.00 | 0.00 | 0.00 | 0.00 | 0.00 |
| 208-751.098-861.000 TRAVEL EXPENSES | 0.00 | 0.00 | 0.00 | 0.00 | 0.00 | 0.00 |

Expenditure Status Report

Allegan County
 1/1/2024 through 12/31/2024

208 PARKS/RECREATION FUND

| <u>Account Number</u> | <u>Adjusted Appropriation</u> | <u>Expenditures</u> | <u>Year-to-date Expenditures</u> | <u>Year-to-date Encumbrances</u> | <u>Balance</u> | <u>Prct Used</u> |
|--|-------------------------------|---------------------|----------------------------------|----------------------------------|-----------------|------------------|
| 208-751.098-865.000 GAS, OIL, GREASE | 2,900.00 | 147.94 | 147.94 | 0.00 | 2,752.06 | 5.10 |
| 208-751.098-920.000 PUBLIC UTILITIES | 900.00 | 148.23 | 148.23 | 0.00 | 751.77 | 16.47 |
| 208-751.098-931.000 BUILDING REPAIRS & MAINTENANCE | 100.00 | 0.00 | 0.00 | 0.00 | 100.00 | 0.00 |
| 208-751.098-932.000 EQUIPMENT REP. & MAINTENANCE | 300.00 | 0.00 | 0.00 | 0.00 | 300.00 | 0.00 |
| 208-751.098-936.000 GROUNDS CARE & MAINTENANCE | 2,500.00 | 19.58 | 19.58 | 0.00 | 2,480.42 | 0.78 |
| 208-751.098-955.000 LOW VALUE EQUIPMENT | 250.00 | 0.00 | 0.00 | 0.00 | 250.00 | 0.00 |
| 208-751.098-974.000 LAND IMPROVEMENTS | 0.00 | 0.00 | 0.00 | 0.00 | 0.00 | 0.00 |
| 208-751.098-998.000 GROUP BUDGET ACCOUNT | 0.00 | 0.00 | 0.00 | 0.00 | 0.00 | 0.00 |
| Total NEW RICHMOND BRIDGE PARK | 8,246.00 | 1,012.80 | 1,012.80 | 0.00 | 7,233.20 | 12.28 |
| 208-751.751 PARKS & RECREATION ADMINISTRATIVE | | | | | | |
| 208-751.751-701.000 TOTAL COMP | 0.00 | 0.00 | 0.00 | 0.00 | 0.00 | 0.00 |
| 208-751.751-703.000 SALARIES & WAGES - FULL TIME | 112,362.00 | 20,505.53 | 20,505.53 | 0.00 | 91,856.47 | 18.25 |
| 208-751.751-704.000 SALARIES & WAGES - PART TIME | 0.00 | 0.00 | 0.00 | 0.00 | 0.00 | 0.00 |
| 208-751.751-705.000 SALARIES & WAGES - OVERTIME | 0.00 | 0.00 | 0.00 | 0.00 | 0.00 | 0.00 |
| 208-751.751-705.001 SALARIES & WAGES - OT: TEMPORARY-MAINT 1 | 0.00 | 0.00 | 0.00 | 0.00 | 0.00 | 0.00 |
| 208-751.751-705.010 SALARIES & WAGES - Comp Time Payout | 0.00 | 0.00 | 0.00 | 0.00 | 0.00 | 0.00 |
| 208-751.751-706.000 SALARIES & WAGES - PER DIEM | 3,276.00 | 162.93 | 162.93 | 0.00 | 3,113.07 | 4.97 |
| 208-751.751-708.000 SALARIES & WAGES - TEMPORARY-PARK RANGER | 47,679.00 | 3,668.58 | 3,668.58 | 0.00 | 44,010.42 | 7.69 |
| 208-751.751-708.001 SALARIES & WAGES - TEMPORARY-MAINT 1 | 87,252.00 | 4,132.89 | 4,132.89 | 0.00 | 83,119.11 | 4.74 |
| 208-751.751-710.000 OTHER COMPENSATION | 0.00 | 0.00 | 0.00 | 0.00 | 0.00 | 0.00 |
| 208-751.751-710.010 STIPEND | 4,188.00 | 348.00 | 348.00 | 0.00 | 3,840.00 | 8.31 |
| 208-751.751-710.030 OPT OUT | 2,870.00 | 0.00 | 0.00 | 0.00 | 2,870.00 | 0.00 |
| 208-751.751-715.010 FICA TAXES | 19,223.00 | 2,094.88 | 2,094.88 | 0.00 | 17,128.12 | 10.90 |
| 208-751.751-716.000 HEALTH INSURANCE | 7,817.00 | 2,635.68 | 2,635.68 | 0.00 | 5,181.32 | 33.72 |
| 208-751.751-717.000 DENTAL INSURANCE - EMPLOYER | 0.00 | 0.00 | 0.00 | 0.00 | 0.00 | 0.00 |
| 208-751.751-718.000 RETIREMENT DEFINED CONTRIBUTION | 7,949.00 | 1,435.36 | 1,435.36 | 0.00 | 6,513.64 | 18.06 |
| 208-751.751-718.045 457 RETIREMENT FUND | 0.00 | 0.00 | 0.00 | 0.00 | 0.00 | 0.00 |
| 208-751.751-721.000 LONGEVITY | 1,194.00 | 0.00 | 0.00 | 0.00 | 1,194.00 | 0.00 |
| 208-751.751-721.010 PTO PAYOUT | 0.00 | 0.00 | 0.00 | 0.00 | 0.00 | 0.00 |
| 208-751.751-722.000 LIFE INSURANCE | 112.00 | 18.62 | 18.62 | 0.00 | 93.38 | 16.63 |
| 208-751.751-723.000 UNEMPLOYMENT COMPENSATION INS. | 20,144.00 | 0.00 | 0.00 | 0.00 | 20,144.00 | 0.00 |
| 208-751.751-724.000 WORKERS COMPENSATION INS. | 4,395.00 | 419.04 | 419.04 | 0.00 | 3,975.96 | 9.53 |

Expenditure Status Report

Allegan County
 1/1/2024 through 12/31/2024

208 PARKS/RECREATION FUND

| <u>Account Number</u> | <u>Adjusted Appropriation</u> | <u>Expenditures</u> | <u>Year-to-date Expenditures</u> | <u>Year-to-date Encumbrances</u> | <u>Balance</u> | <u>Prct Used</u> |
|---|-----------------------------------|---------------------|--------------------------------------|--------------------------------------|-------------------|----------------------|
| 208-751.751-725.000 DISABILITY INSURANCE | 679.00 | 111.43 | 111.43 | 0.00 | 567.57 | 16.41 |
| 208-751.751-727.000 OFFICE SUPPLIES | 600.00 | 36.88 | 36.88 | 0.00 | 563.12 | 6.15 |
| 208-751.751-747.000 UNIFORM & ACCESSORIES | 0.00 | 0.00 | 0.00 | 0.00 | 0.00 | 0.00 |
| 208-751.751-818.000 CONTRACTUAL SERVICES | 0.00 | 0.00 | 0.00 | 0.00 | 0.00 | 0.00 |
| 208-751.751-851.000 TELEPHONE | 300.00 | 0.00 | 0.00 | 0.00 | 300.00 | 0.00 |
| 208-751.751-860.000 VEHICLE INSURANCE | 0.00 | 0.00 | 0.00 | 0.00 | 0.00 | 0.00 |
| 208-751.751-861.000 TRAVEL EXPENSES | 750.00 | 0.00 | 0.00 | 0.00 | 750.00 | 0.00 |
| 208-751.751-861.010 TRAVEL - ROOM/BOARD | 0.00 | 0.00 | 0.00 | 0.00 | 0.00 | 0.00 |
| 208-751.751-861.020 TRAVEL - MILEAGE/FUEL | 0.00 | 0.00 | 0.00 | 0.00 | 0.00 | 0.00 |
| 208-751.751-861.030 TRAVEL - CONF/REGISTRATION/TRAINING | 1,500.00 | 0.00 | 0.00 | 0.00 | 1,500.00 | 0.00 |
| 208-751.751-900.000 PRINTING & BINDING | 3,000.00 | 1,670.00 | 1,670.00 | 0.00 | 1,330.00 | 55.67 |
| 208-751.751-901.000 ADVERTISING | 1,600.00 | 453.73 | 453.73 | 0.00 | 1,146.27 | 28.36 |
| 208-751.751-933.000 VEHICLE REPAIRS & MAINTENANCE | 4,550.00 | 137.11 | 137.11 | 0.00 | 4,412.89 | 3.01 |
| 208-751.751-956.000 MISCELLANEOUS | 500.00 | 0.00 | 0.00 | 0.00 | 500.00 | 0.00 |
| 208-751.751-958.000 MEMBERSHIPS & SUBSCRIPTIONS | 800.00 | 203.73 | 203.73 | 0.00 | 596.27 | 25.47 |
| 208-751.751-960.000 INDIRECT EXP | 94,508.00 | 26,833.74 | 26,833.74 | 0.00 | 67,674.26 | 28.39 |
| 208-751.751-961.000 LIABILITY INSURANCE | 0.00 | 0.00 | 0.00 | 0.00 | 0.00 | 0.00 |
| 208-751.751-977.000 MACHINERY AND EQUIPMENT | 0.00 | 0.00 | 0.00 | 0.00 | 0.00 | 0.00 |
| 208-751.751-995.401 TRANSFER OUT | 0.00 | 0.00 | 0.00 | 0.00 | 0.00 | 0.00 |
| 208-751.751-998.000 GROUP BUDGET ACCOUNT | 0.00 | 0.00 | 0.00 | 0.00 | 0.00 | 0.00 |
| 208-751.751-998.087 GASB 87 expenditures | 0.00 | 0.00 | 0.00 | 0.00 | 0.00 | 0.00 |
| Total PARKS & RECREATION ADMINISTRATIVE | 427,248.00 | 64,868.13 | 64,868.13 | 0.00 | 362,379.87 | 15.18 |
| Total PARKS/RECREATION FUND | 527,796.00 | 76,855.02 | 76,855.02 | 0.00 | 450,940.98 | 14.56 |
| Grand Total | 527,796.00 | 76,855.02 | 76,855.02 | 0.00 | 450,940.98 | 14.56 |

Revenue Status Report

Allegan County
 1/1/2024 through 12/31/2024

208 PARKS/RECREATION FUND

| <u>Account Number</u> | <u>Adjusted Estimate</u> | <u>Revenues</u> | <u>Year-to-date Revenues</u> | <u>Balance</u> | <u>Prct Rcvd</u> |
|--|--------------------------|-----------------|------------------------------|----------------|------------------|
| 208-751.000 PARKS & RECREATION | | | | | |
| 208-751.075 PARKS & RECREATION GRANT | | | | | |
| Total PARKS & RECREATION GRANT | 0.00 | 0.00 | 0.00 | 0.00 | 0.00 |
| 208-751.090 DUMONT LAKE PARK | | | | | |
| 208-751.090-651.010 Pavilion Fees | 2,000.00 | 208.89 | 208.89 | 1,791.11 | 10.44 |
| 208-751.090-651.030 Watercraft Launch Fees | 5,000.00 | 0.00 | 0.00 | 5,000.00 | 0.00 |
| Total DUMONT LAKE PARK | 7,000.00 | 208.89 | 208.89 | 6,791.11 | 2.98 |
| 208-751.091 GUN LAKE PARK | | | | | |
| 208-751.091-651.010 Pavilion Fees | 2,000.00 | 489.68 | 489.68 | 1,510.32 | 24.48 |
| 208-751.091-651.030 Watercraft Launch Fees | 9,950.00 | 0.00 | 0.00 | 9,950.00 | 0.00 |
| Total GUN LAKE PARK | 11,950.00 | 489.68 | 489.68 | 11,460.32 | 4.10 |
| 208-751.092 LITTLEJOHN LAKE PARK | | | | | |
| 208-751.092-651.010 Pavilion Fees | 3,300.00 | 1,054.23 | 1,054.23 | 2,245.77 | 31.95 |
| Total LITTLEJOHN LAKE PARK | 3,300.00 | 1,054.23 | 1,054.23 | 2,245.77 | 31.95 |
| 208-751.093 SILVER CREEK PARK | | | | | |
| 208-751.093-651.020 CAMPGROUND FEE | 33,000.00 | 4,705.16 | 4,705.16 | 28,294.84 | 14.26 |
| 208-751.093-651.040 Equestrian Trail Fees | 2,100.00 | 35.00 | 35.00 | 2,065.00 | 1.67 |
| Total SILVER CREEK PARK | 35,100.00 | 4,740.16 | 4,740.16 | 30,359.84 | 13.50 |

Revenue Status Report

Allegan County
 1/1/2024 through 12/31/2024

208 PARKS/RECREATION FUND

| <u>Account Number</u> | <u>Adjusted Estimate</u> | <u>Revenues</u> | <u>Year-to-date Revenues</u> | <u>Balance</u> | <u>Prct Rcvd</u> |
|--|--------------------------|-------------------|------------------------------|-------------------|------------------|
| 208-751.094 WEST SIDE PARK | | | | | |
| 208-751.094-651.010 Pavilion Fees | 3,300.00 | 918.38 | 918.38 | 2,381.62 | 27.83 |
| Total WEST SIDE PARK | 3,300.00 | 918.38 | 918.38 | 2,381.62 | 27.83 |
| 208-751.095 ELY LAKE CMPGRND | | | | | |
| 208-751.095-651.020 CAMPGROUND FEE | 43,000.00 | 2,891.81 | 2,891.81 | 40,108.19 | 6.73 |
| 208-751.095-651.040 Equestrian Trail Fees | 200.00 | 0.00 | 0.00 | 200.00 | 0.00 |
| Total ELY LAKE CMPGRND | 43,200.00 | 2,891.81 | 2,891.81 | 40,308.19 | 6.69 |
| 208-751.096 PINE POINT CMPGRND | | | | | |
| Total PINE POINT CMPGRND | 0.00 | 0.00 | 0.00 | 0.00 | 0.00 |
| 208-751.097 BYSTERVELD PARK | | | | | |
| 208-751.097-651.010 Pavilion Fees | 1,400.00 | 197.72 | 197.72 | 1,202.28 | 14.12 |
| Total BYSTERVELD PARK | 1,400.00 | 197.72 | 197.72 | 1,202.28 | 14.12 |
| 208-751.098 NEW RICHMOND BRIDGE PARK | | | | | |
| 208-751.098-651.030 Watercraft Launch Fees | 2,850.00 | 270.00 | 270.00 | 2,580.00 | 9.47 |
| Total NEW RICHMOND BRIDGE PARK | 2,850.00 | 270.00 | 270.00 | 2,580.00 | 9.47 |
| 208-751.751 PARKS & RECREATION ADMINISTRATIVE | | | | | |
| 208-751.751-651.000 ADMIN SEASON PASSES | 13,561.00 | 6,346.50 | 6,346.50 | 7,214.50 | 46.80 |
| 208-751.751-667.000 RENT - Cell Tower LEASE | 15,647.00 | 2,577.66 | 2,577.66 | 13,069.34 | 16.47 |
| 208-751.751-699.104 TRANSFER IN | 493,612.00 | 123,402.99 | 123,402.99 | 370,209.01 | 25.00 |
| Total PARKS & RECREATION ADMINISTRATIVE | 522,820.00 | 132,327.15 | 132,327.15 | 390,492.85 | 25.31 |

Revenue Status Report

Allegan County
1/1/2024 through 12/31/2024

| | | | | | |
|-----------------------------|------------|------------|------------|------------|-------|
| Total PARKS/RECREATION FUND | 630,920.00 | 143,098.02 | 143,098.02 | 487,821.98 | 22.68 |
| Grand Total | 630,920.00 | 143,098.02 | 143,098.02 | 487,821.98 | 22.68 |

Quarter 1

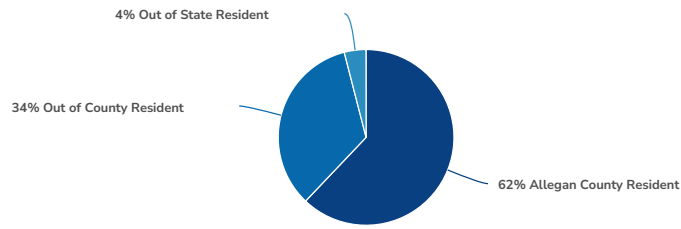
| | 2020 | 2021 | 2022 | 2023 | 2024 | Difference Between | Five Year Average |
|------------------------------|---------------------|---------------------|---------------------|---------------------|---------------------|---------------------|--------------------|
| | January- March (Q1) | January- March (Q1) | January- March (Q1) | January- March (Q1) | January- March (Q1) | 2023 & 2024 | |
| Dumont -090 | | | | | | | |
| Launch Fees | 8.00 | 6.00 | 0.00 | 0.00 | 0.00 | \$0.00 | \$2.80 |
| Pavilion Rental Fees | 290.39 | -30.00 | 222.76 | 179.55 | 208.89 | \$29.34 | \$174.32 |
| Gun Lake -091 | | | | | | | |
| Launch Fees | 0.00 | -59.97 | 0.00 | 0.00 | 0.00 | \$0.00 | (\$11.99) |
| Pavilion Rental Fees | 129.26 | 208.89 | 443.00 | 757.91 | 489.68 | (\$268.23) | \$405.75 |
| Littlejohn Lake - 092 | | | | | | | |
| Pavilion Rental Fees | 1,256.22 | 838.98 | 467.62 | 426.25 | 1,054.23 | \$627.98 | \$808.66 |
| Silver Creek -093 | | | | | | | |
| Trail Fees | 100.00 | 149.00 | 20.00 | 49.75 | 35.00 | (\$14.75) | \$70.75 |
| Campsite Fees | 2,172.90 | 3,995.63 | 4,123.07 | 5,335.02 | 4,705.16 | (\$629.86) | \$4,066.36 |
| West Side Park - 094 | | | | | | | |
| Pavilion Rental Fees | 619.60 | 259.18 | 397.05 | 1,436.85 | 918.38 | (\$518.47) | \$726.21 |
| Ely Lake - 095 | | | | | | | |
| Trail Fees | 0.00 | 15.00 | 0.00 | 0.00 | 0.00 | \$0.00 | \$3.00 |
| Campsite Fees | 1,556.29 | 2,487.74 | 2,289.93 | 3,679.51 | 2,891.81 | (\$787.70) | \$2,581.06 |
| Bysterveld - 097 | | | | | | | |
| Pavilion Rental Fees | 49.63 | 129.26 | 394.11 | 229.89 | 197.72 | (\$32.17) | \$200.12 |
| New Richmond- 098 | | | | | | | |
| Launch Fees | 127.00 | 248.00 | 0.00 | 76.00 | 270.00 | \$194.00 | \$144.20 |
| Administration - 751 | | | | | | | |
| Season Passes-Event use | 3,962.45 | 5,982.50 | 4,485.00 | 6,002.50 | 6,345.50 | \$343.00 | \$5,355.59 |
| Total Revenues | \$10,271.74 | \$14,230.21 | \$12,842.54 | \$18,173.23 | \$17,116.37 | (\$1,056.86) | \$14,526.82 |

Report for Parks and Recreation Feedback - For Recreation Plan

Response Counts



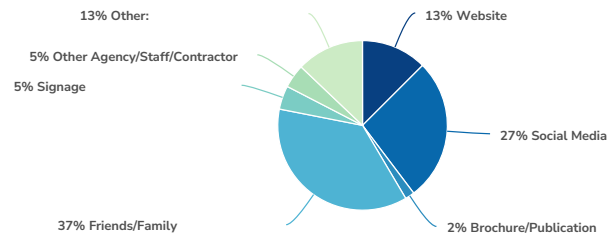
1. Where do you live?



| Value | Percent | Responses |
|-------------------------|---------|-----------|
| Allegan County Resident | 62.1% | 139 |
| Out of County Resident | 33.9% | 76 |
| Out of State Resident | 4.0% | 9 |

Totals: 224

2. Where did you learn about our services?

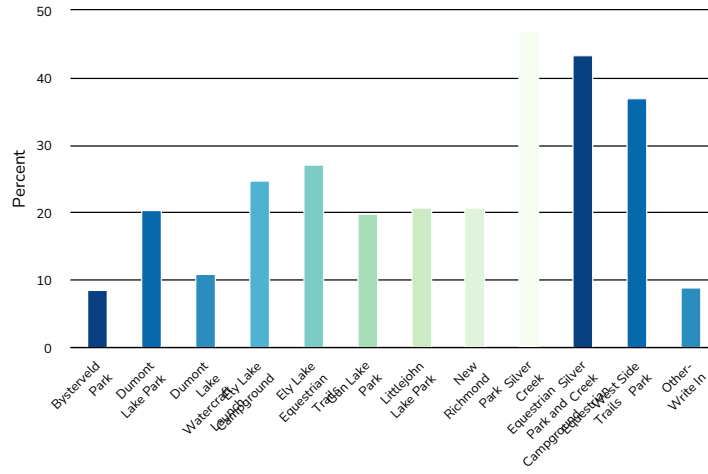


| Value | Percent | Responses |
|-------------------------------|---------|-----------|
| Website | 12.5% | 28 |
| Social Media | 27.2% | 61 |
| Brochure/Publication | 1.8% | 4 |
| Friends/Family | 36.6% | 82 |
| Signage | 4.5% | 10 |
| Other Agency/Staff/Contractor | 4.5% | 10 |
| Other: | 12.9% | 29 |

Totals: 224

| Other: | Count |
|---|-------|
| LMSA | 4 |
| Email | 2 |
| ALLEGAN COUNTY GAZETTE | 1 |
| As a nearby year round resident I have been watching with great interest | 1 |
| Brandy Gildea | 1 |
| County Employee | 1 |
| Disc golf tournament | 1 |
| I visit the parks | 1 |
| I've been horse camping and riding there for years | 1 |
| Lake Michigan Shore Association | 1 |
| Lived here all our lives. Own 30 acres on Littlejohn Lake (FYI one word, spell wrong on signage) & Allegan Forest | 1 |
| Lmsa | 1 |
| Our condo association secretary/treasurer sent the survey to all homeowners. | 1 |
| Regularly use your parks | 1 |
| Was camping at Silver Creek since way before we had actual campsites and had to pay. | 1 |
| Work for County | 1 |
| Work in Allegan | 1 |
| Working in the same building | 1 |
| e-mail | 1 |
| endurance ride | 1 |
| google news | 1 |
| lakeshore association | 1 |
| news | 1 |
| use | 1 |
| Totals | 28 |

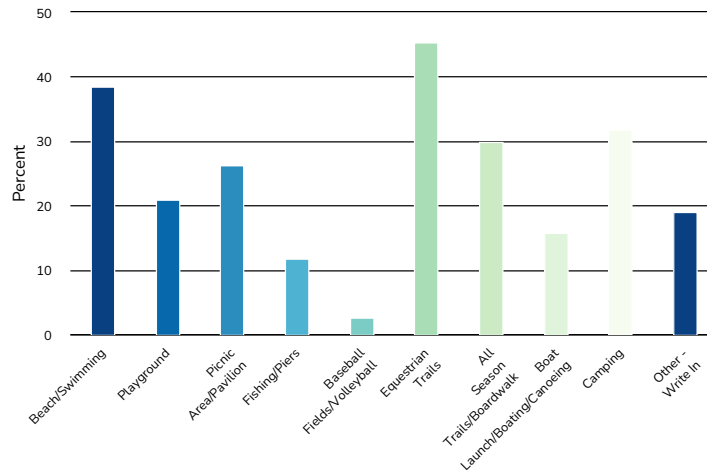
3. What park(s) did you visit? (Check all that apply)



| Value | Percent | Responses |
|---|---------|-----------|
| Bysterveld Park | 8.6% | 19 |
| Dumont Lake Park | 20.4% | 45 |
| Dumont Lake Watercraft Launch | 10.9% | 24 |
| Ely Lake Campground | 24.9% | 55 |
| Ely Lake Equestrian Trails | 27.1% | 60 |
| Gun Lake Park | 19.9% | 44 |
| Littlejohn Lake Park | 20.8% | 46 |
| New Richmond Park | 20.8% | 46 |
| Silver Creek Equestrian Park and Campground | 47.1% | 104 |
| Silver Creek Equestrian Trails | 43.4% | 96 |
| West Side Park | 37.1% | 82 |
| Other- Write In | 9.0% | 20 |

| Other- Write In | Count |
|---|-------|
| Pier Cove | 3 |
| Allegan Forest - biking, hiking, bird watching, canoeing. | 1 |
| Casco township nature preserve | 1 |
| Hamilton | 1 |
| Jaycee Park | 1 |
| North Dorr park | 1 |
| Outdoor Discovery Center | 1 |
| Pier Cove, Douglas Beach, Oval Beach | 1 |
| Pier cove | 1 |
| Pine Point equestrian trails | 1 |
| Pine point | 1 |
| Pine point Equestrian Trails | 1 |
| Shore Acres | 1 |
| State Game Area | 1 |
| Township and church parks | 1 |
| We generally don't use any of these parks. | 1 |
| pier cove | 1 |
| Totals | 19 |

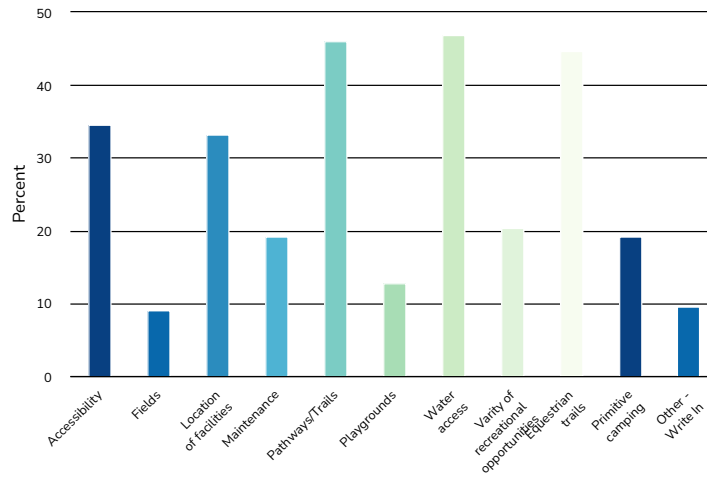
4. Reason(s) for your visit: (Check all that apply)



| Value | Percent | Responses |
|------------------------------|---------|-----------|
| Beach/Swimming | 38.6% | 85 |
| Playground | 20.9% | 46 |
| Picnic Area/Pavilion | 26.4% | 58 |
| Fishing/Piers | 11.8% | 26 |
| Baseball Fields/Volleyball | 2.7% | 6 |
| Equestrian Trails | 45.5% | 100 |
| All Season Trails/Boardwalk | 30.0% | 66 |
| Boat Launch/Boating/Canoeing | 15.9% | 35 |
| Camping | 31.8% | 70 |
| Other - Write In | 19.1% | 42 |

| Other - Write In | Count |
|---|-------|
| Disc golf | 5 |
| Disc golf | 2 |
| Discgolf | 2 |
| AERC Sanctioned Endurance Ride | 1 |
| Biking | 1 |
| Biking, hiking, bird watching, rock hunting, | 1 |
| Bird watching | 1 |
| Camping w horses | 1 |
| Cross country skiing would be nice and better disc golf | 1 |
| Disc Golf | 1 |
| Disc Golf Courses | 1 |
| Discgolf possibility | 1 |
| Driving around on a plated dirt bike. | 1 |
| Foraging | 1 |
| Hiking at silver creek, disc golf at Jaycee. | 1 |
| Hunting | 1 |
| Looking for disc golf | 1 |
| ORV | 1 |
| Outdoor recreation | 1 |
| Photography sessions | 1 |
| Restrooms | 1 |
| Riding our side by side in Allegan | 1 |
| Sidewalks | 1 |
| View | 1 |
| Walking for exercise and sunsets | 1 |
| Walking on grounds and beach | 1 |
| Walking path | 1 |
| Walking the beach | 1 |
| Walking trails | 1 |
| XC Biking, XC Skiing | 1 |
| enjoy nature | 1 |
| live local to WSCP | 1 |
| neighbor | 1 |
| photography; hiking | 1 |
| walking | 1 |
| Totals | 41 |

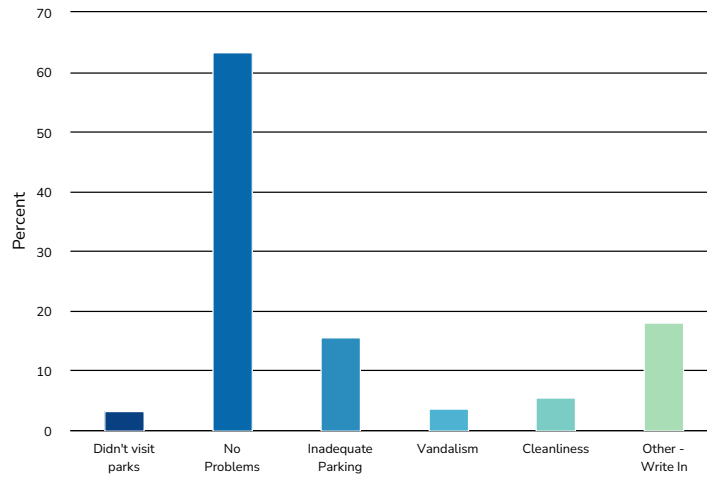
5. What do you like most about the park(s):



| Value | Percent | Responses |
|---------------------------------------|---------|-----------|
| Accessibility | 34.7% | 76 |
| Fields | 9.1% | 20 |
| Location of facilities | 33.3% | 73 |
| Maintenance | 19.2% | 42 |
| Pathways/Trails | 46.1% | 101 |
| Playgrounds | 12.8% | 28 |
| Water access | 47.0% | 103 |
| Variety of recreational opportunities | 20.5% | 45 |
| Equestrian trails | 44.7% | 98 |
| Primitive camping | 19.2% | 42 |
| Other - Write In | 9.6% | 21 |

| Other - Write In | Count |
|---|-------|
| Disc golf | 2 |
| Parking | 2 |
| Disc Golf | 1 |
| Disc golf | 1 |
| Discgolf | 1 |
| Hunting | 1 |
| Natural areas | 1 |
| Nature | 1 |
| Need more access & accessibility in Allegan Forest for biking, hiking, bird watching | 1 |
| Picnic opportunities | 1 |
| Sidewalks and the previous stairway with benches and ramp to the beach. | 1 |
| Sunset | 1 |
| The location is great, the only good park to view and enjoy Lake Michigan in Allegan County | 1 |
| Variety? Copy editor | 1 |
| W side park is a local gem. It is heavily used for beach/picnics/gatherings and needs to be this upgrade! | 1 |
| We would like more Disc Golf Course | 1 |
| Would like trails to ride side by side recreational vehicles | 1 |
| preservation of natural areas | 1 |
| Totals | 20 |

6. During your visit to an Allegan County Park this past year, did you experience any problems?



| Value | Percent | Responses |
|--------------------|---------|-----------|
| Didn't visit parks | 3.2% | 7 |
| No Problems | 63.4% | 137 |
| Inadequate Parking | 15.7% | 34 |
| Vandalism | 3.7% | 8 |
| Cleanliness | 5.6% | 12 |
| Other - Write In | 18.1% | 39 |

| Other - Write In | Count |
|---|-------|
| Access to West Side County Park Beach | 1 |
| Beach access, needs new stairs | 1 |
| Camp site access | 1 |
| Campsites are difficult to get in and out of with a horse trailer. | 1 |
| Closed bathrooms | 1 |
| Complicated access to water. Old steep steep steps to water | 1 |
| Difficult to park large rig | 1 |
| Difficult to pull/park horse trailer due to trees and sand | 1 |
| Difficulty Parking Big Rigs b/c of Trees | 1 |
| Difficulty finding a campsite to accommodate horse trailer. Many sites have trees in way of a medium sized rig | 1 |
| Difficulty of parking in camp sites with horse trailer, tight spots and so many trees | 1 |
| Disrespectful people | 1 |
| Homeless | 1 |
| Homeless campers and non equestrian campers taking up the larger campsites. | 1 |
| Homeless people setting up camp. Scary homeless men jumping out at my horse on the trail, trying to make me fall off. Random humans all over the woods, following some gps game. I ride alone. It spooks my horses, and could get me hurt. Also, some gun club shooting all over the trails while horses are out there riding!! | 1 |
| Homelessness | 1 |
| I think the boat launches should offer seasonal passes. | 1 |
| Totals | 38 |

Other - Write In

Count

| | |
|--|----|
| Lack of accessibility to the beach needs to be corrected! | 1 |
| Lake Michigan beach access | 1 |
| No disc golf | 1 |
| Not very many disc golf courses | 1 |
| Out at Silver creek there was a lot of homeless people there. I never experienced that before. Why are they there? I guess I thought it should be for horse campers? There were some shady people there that made me nervous. When I camp it's usually myself and another girlfriend. I shouldn't have to be scared to stay at a horseman's campground | 1 |
| Parking of horse trailers, starting point for horses to traverse private roads, access beach with no cleanup | 1 |
| People living in the horse campsites, not enough room in the day parking sites and the camping does not accommodate enough larger trailer rigs (not enough sites to fit) | 1 |
| Pit toilets need better maintenance | 1 |
| Restroom was not available | 1 |
| Seemed to have homeless people living in both parks | 1 |
| Seems like there are lot of homeless people living in the campground. And quite often they leave trash behind when they leave. | 1 |
| Small campsite with trees located in obstructive spots. Hard to fit on site | 1 |
| Westside needs trees trimmed for safety | 1 |
| Would like to access water at Ely Lake to water our horses. Need a few trees removed to have places to park our trucks and horse trailers. | 1 |
| beach access | 1 |
| homeless | 1 |
| homeless people | 1 |
| on serveral different occasions see what appears to be homeless people at Silver Creek. My experience with them coming in and camping two spots down from me was very unsettling. Not at all the experience I want when I'm trying to relax. | 1 |
| pier cove | 1 |
| very difficult to park a truck and horse trailer in the campsites | 1 |
| while camping at Silver Creek having what was confirmed homeless people camping across from us, with kids running around and have no clue as to how to act around horses. | 1 |
| Totals | 38 |

7. What are we doing well? (Please be specific)

| ResponseID | Response |
|------------|---|
| 3 | Enjoy the spaces to take my family and friends for outdoor activities |
| 4 | There seem to be alot of walking and hiking/trail based opportunities. |
| 23 | The maintenance team for ely lake campground is doing a great job of making sure that the place is taken care of and things are fixed or replaced when needed |
| 24 | Accessibility |
| 26 | Cleanliness Keeping them available for use |
| 27 | Maintenance of parks |
| 28 | Maintenance |
| 29 | Campsites and beaches are clean. Staff is mostly friendly. |
| 31 | Equestrian trails are well marked and well maintained, appreciate it! |
| 32 | I love the equestrian facilities. I love that there is no hunting in the county park, it's a safe place to ride during hunting season. |
| 33 | Very nice workers |
| 34 | Na |
| 36 | Trail maintenance at Silver Creek is excellent. |
| 37 | Providing a place to enjoy nature. |
| 39 | Keeping equestrian trails cleared. |
| 40 | Good park ranger presence . Providing public access to beautiful resource. |
| 43 | Nice camping sites, we'll groomed trails for horseback riding |
| 44 | Nice trails to ride free of fallen trees. Nice having a map out on trail system |
| 45 | Everything! I find no fault except water is a long ways apart for some campers. Especially when they carry 5 gallon buckets for their animals |
| 46 | Upkeep of Silver Creek Equestrian is wonderful. |
| 47 | Horse trails! I love silver creek. |
| 49 | Trail maintenance is excellent |
| 50 | Silver creek park is very well maintained. |
| 51 | Trails are kept up very nice |
| 54 | Keeping them open |
| 56 | The equestrian trails are some of the best In Michigan in my opinion. I love that various equestrian activities are held here. |
| 57 | Clean campsites and bathrooms, patrolling park, camp host |
| 60 | Good signage |
| 61 | Trails are well maintained thanks to volunteer groups! Camp sites at Silver are also well maintained and looked after. The new signage at trail entrances are great as well as new signage along some of the trails |
| 64 | The trails are in good shape and there are a good amount! Never had any issues with the bathrooms etc |
| 65 | Keeping Equestrian camps and trails safe for horses and people. |
| 67 | Friendly staff. Working with our endurance community |
| 69 | Horse trails are well maintained |
| 70 | Trails are nice, sites are big |
| 71 | Clean grounds Well marked trails |
| 73 | Asking for feedback! Cleanliness! |
| 76 | Horse trails are fantastic |

| ResponseID | Response |
|------------|--|
| 79 | Campsites and trails are clean and well maintained. |
| 80 | Beautiful trails! |
| 81 | The campsites are always clean and the park ranger is friendly and helpful. |
| 82 | Horse trails are maintained very well! Beautiful scenery that dries quickly due to sand. Love the water access |
| 83 | The trails are easy to navigate |
| 85 | sites are maintained |
| 86 | Having equestrian trails, thank you! |
| 87 | Love love the horse access, trails are very well kept by volunteers, and highly used by equestrians. It's our fav local park to visit for the trails |
| 89 | The roads into park are good and trails are great |
| 92 | Facets keeping trails groomed |
| 95 | Offering equestrian trails, camping, and day use areas. |
| 96 | Love the ease of reservations and the cost. |
| 97 | I truly enjoy the Equestrian parks that Allegan County has. I frequent them often. They are well maintained and beautiful. |
| 99 | Low cost accessible |
| 102 | Bathrooms and trash bins are always kept clean and I see the DNR patrolling regularly. |
| 103 | Get more parks |
| 104 | Equestrian trails |
| 107 | Keeping equestrian trails neat and tidy. |
| 108 | Love having equestrian trails nearby! |
| 109 | Maintenance of trails is great |
| 111 | Trails are well maintained and labeled at Silver Creek! |
| 112 | The campground was clean, outhouses tidy and had TP, equestrian trails in great condition and good signage. |
| 113 | No complaints here. |
| 114 | Lots of hand water pumps. Fixing the mud spots on the trails |
| 115 | Love the horse trails and larger more accessible campsites. Variety of trails and well maintained and marked. |
| 116 | Well maintained trails and park. Friendly staff. |
| 123 | I like that the park has drive through authorities |
| 124 | Staff makes a good effort to assist the visitors. |
| 125 | Staff does the best they can with their resources. |
| 128 | Beautiful trails and sites!! Affordable |
| 131 | Pretty trails and nice footing |
| 132 | equestrian trails are gorgeous |
| 133 | Quality access and parking. Trails in good condition and natural areas are being well preserves |
| 135 | Telling the history at New Richmond Park, keeping Ely lake rustic but nice |
| 138 | Great access to Lake Michigan beach |
| 139 | Trail maintenance |
| 140 | Cleanliness of Park. |
| 141 | Maintenance has been fantastic! |

| ResponseID | Response |
|------------|---|
| 142 | There is nice consistency in the parks. |
| 144 | Clean campsites |
| 148 | Horse trails are great! More would be great! |
| 153 | Thank you for allowing and supporting places/trails for people with equines. We appreciate you and the properties you manage. We need access to large sections of property for the health of our equines and ourselves. |
| 160 | Beautiful parks! Fairly well maintained. |
| 171 | Clean trails |
| 173 | Keeping our equestrian trails open !!! |
| 176 | Maintenance of West Side County Park. |
| 178 | nice equestrian campground. |
| 179 | Equestrian Trail maintenance is excellent. All contact with employees has been helpful and courteous. |
| 182 | Keeping parks nicely maintained. |
| 188 | Maintenance |
| 192 | Maintaining the natural beauty of the park,the bluff, and the beach. |
| 196 | Keeping the park clean and accessible. |
| 198 | Preserving our public places. |
| 201 | I'm very happy with the park maintenance. I only wish dogs on leashes were allowed. |
| 207 | Maintenance Adding new amenities (gazebo) |
| 210 | Park beautifully maintained. |
| 211 | maintaining the park |
| 213 | park is clean |
| 214 | Providing adequate parking |
| 218 | The park is very clean, always well mowed and parking facilities are in great shape. Access to the water is limited but the north steps still work! |
| 219 | The planting of new trees at West Side park. Do more!!!! |
| 221 | Park maintenance is top notch. I walk my dog through the park in the early morning. Monday morning, they are there picking up from the weekend. |
| 224 | Restrooms Playground equipment |
| 228 | Overall Maintenance of park |
| 232 | Providing for various activities for a large audience. |
| 235 | Keeping park clean |
| 241 | This space is excellent and the community loves it and uses it fully. But handicapped access to the beach is a serious problem for many! |
| 242 | planning |
| 243 | Children playground, bathrooms, lake overlook |
| 245 | Nice pavilions |
| 251 | I think West County is a wonderful amenity for County Residents and Visitors. It is well maintained and the recent replanting of trees was a great project. |
| 252 | maintenance, planting trees along LSD at West Side Cty Pk. |
| 253 | I like the restrooms if you need them which we do as people in our 70's sometimes taking grandkids.. steps seem safe albeit long! It's pretty, like the variety it offers... tables, open space, playground, beach access |
| 257 | seems as if there are always projects underway to improve the accessibility and cleanliness of the park. |
| 261 | Silver creek campground is well monitored, clean, and peaceful |

| ResponseID | Response |
|------------|--|
| 263 | great horse sites. love camping there trail signage is good |
| 266 | Clean , mowed and fallen branches removed. |
| 270 | Maintaining the park well. |
| 274 | Good community involvement - love the 5 year plan |
| 276 | Overall grounds are well maintained. |
| 277 | The parks my family has visited have mostly been clean and well taken care of. |
| 278 | Having a discgolf course near me. Looking forward to the Little John Discgolf Course opening. |
| 281 | Keeping the parks clean |
| 282 | Seem like all the parks I've visited are older and well loved. County is doing a good job to keep them maintained enough to be usable. |
| 283 | Excited for the disc golf course. Great outdoor activity. |
| 284 | Clean areas |
| 287 | I can only comment on West County Park which is a short distance from our home. The beach is nicely maintained despite heavy use in summer. The new stairs are great. Bathrooms are a very nice feature and are generally well maintained. Overall the park area is clean and a great asset for all visitors. Thank you. |
| 288 | We love the new boat launch at Gun Lake. We are also very pleased with how well the restrooms are maintained |
| 293 | Keeping Equestrian friendly camping and trails available. |
| 294 | Keeping them open and maintained. |
| 295 | Keeping up with what the people want is amazing |
| 300 | Love the big private surrounded by trees sites With 3 poles is a plus |
| 302 | Requesting survey feedback is helpful |
| 332 | Maintaining the equestrian trails. However, the aftermath of logging is a disturbing eyesore. |
| 345 | The ORV friendly community was a huge factor in why my family moved from Kalamazoo County to Allegan County. Expanding that or looking at possible designated trails (dirt bike friend trails) would be amazing. |
| 347 | Did not visit this year |
| 348 | communication and reaching out to community has improved over the past |
| 353 | Littlejohn Lake Park & Westside Park are very well taken care of and used all the time by ages 1 to 100. - the staff is always friendly too. THANK YOU. It's these facilities & the Allegan Forest is one of the reasons we live, raised a family of five and ran a successful business. We only wish the 40,000 acres of the Allegan Forest, be utilized for more than hunting wildlife. Bicycling trails maintained by volunteers, many tourists and locals would use the mountain bike trails. Why not a moral mushroom hunting Festival, a cross country trails that are groomed instead of dead trees all along the paths, still many visitors try to skiing it. A CC contests would bring hundreds to the county, A Photo contests with bird watching etc. |
| 357 | The Forrest management is amazing! But to pick one really specific and special thing I've noticed is the cleanliness of our parks in Allegan County; all the workers deserve praise - such hard work! |
| 361 | The Silver Creek campground is great. |
| 362 | I love the couple of parks we've been to since we moved here. Would love to see more! |
| 363 | keeping them clean |
| 365 | Need more disc golf corsets |
| 366 | Great variety of parks and offerings |
| 386 | Good signage, easy to access |
| 387 | Keeping it clean. |
| 389 | Creating opportunities to explore nature in the parks. |
| 390 | Great playgrounds and well maintained. Typically always very clean |
| 394 | Maintenance/cleanliness of the parks. |
| 396 | Making space for disc golf |

ResponseID Response

| | |
|-----|--|
| 410 | Allegan County is a great location, the rivers and lakes are well incorporated with park access. There are a couple of spots in the county that use the landscape well for hiking trails, such as those that can be found at Shore Acres and, though it is not a park, in the Allegan state game area. |
| 414 | Dumont park free. Clean. Nice boat launch for reasonable price. |
| 417 | Keeping the parking areas cleared. |
| 421 | Very well maintained! |
| 422 | Maintaining multi use infrastructure |

8. What can we do to improve? (Please be specific)

| ResponseID | Response |
|------------|--|
| 3 | The nearest county park to my home is 20 minutes. Would love something closer. My daughter is getting older and would enjoy play equipment for older kids. |
| 4 | Improve winter maintenance at Little John Park. |
| 23 | Improvements needed for Ely Lake campground is better park rangers that actually care about the way the park looks and how clean the place is. The bathrooms are never cleaned half the time they are out of toilet paper there's always garbage on the ground that never gets picked up. I think the park rangers need to be watched or go back through training and know what they are to do and keep the place clean because the last 2 years it's gotten bad it's never really clean anymore. |
| 24 | Beach clean up days with conservation district, possibly. Native plant areas, to replace mowed grass areas. Signage for natural areas. |
| 26 | Replace the stairs and decks at West Side County Park. I think the stairs that can be raised up for those at the beach level would help with erosion issues. I used those stairs and decks almost daily. I sure miss them. I do appreciate the repairs on the north stairs. That was a huge step down. |
| 27 | Accessibility |
| 28 | More bathrooms |
| 29 | Fix the swings in all parks. Know that horse parks are for none horse campers too!!!! |
| 31 | Continue to support equestrian activities at the parks :) |
| 32 | Keep mountain bikers off equestrian trails please. |
| 34 | Better day use parking at Silver Creek |
| 36 | Day parking at Silver Creek needs improvement. In some areas (East end of day staging area) the sand is so deep it's difficult to park a truck and trailer even with a 3/4 truck in 4 wheel drive. |
| 37 | Keep the horse trails open. |
| 39 | Need a bigger equestrian day lot at Silver Creek. Would love to see corals in the camping areas. Rest rooms at the Pine Point trailhead. Expansion of Pine Point Trails. |
| 40 | Expansion of Ely Lake Pine Point trails and Pine Point Trailhead East to connect to Little John Lake and/or Littlejohn Lake Trailhead with Pine Point connection. |
| 42 | Specify equestrian only campsites. Many times regular campers grab the larger sites that accommodate bigger trailers. When there is plenty of smaller sites for tents and pop ups. |
| 43 | More of a presence from park management. The Silver Creek parking area needs to be larger. Trees removed that interfere with current parking. |
| 44 | Day parking |
| 45 | Some electric spots would be awesome! And more money for you guys. And more water spigots. |
| 46 | Keep Silver Creek equestrian focused. The campsites used to be separated non-horse/horse and now they are mixed. The non-horse campers do not understand the basics of horse etiquette which could lead to issues and injuries. Also need to figure out a better way to manage day parking as many just trailer in and park taking up more than one space. |
| 47 | Parking at Ely Lake and clearly marked trails |
| 49 | Increase size of day use areas at both Silver Creek and Ely Lake |
| 50 | It would be nice to have some paddocks at Silver Creek. |
| 51 | Get rid of the homeless |
| 54 | More parking, at Silver Creek, have bigger equestrian camping sites |
| 56 | Would love to see better accessibility in the equestrian campsites. Many have trees in spots that make parking difficult. Power on the campsites would be amazing. Would love to eventually see rest rooms someday as well. |
| 57 | Silver Creek- improve day parking by removing trees and stabilize the parking lot. Upgrade campground to modern campsites that would accommodate larger trucks and horse trailers, electricity, manure pits, corrals, pull through sites, running water, showers. Better security. |
| 60 | Limit non equestrian camping in equestrian campground |
| 61 | Better checking of day use fees at Silver; I don't think a lot of folks are paying. A parking how-to map at the day use at Silver and Ely would be beneficial like Fort Custer has. It gets chaotic quickly when someone parks like a fool. The online method of finding and purchasing the County pass is also incredibly difficult. It does need to be easier to find, complete and checkout. More trail signage is needed at Silver and Ely, Ely especially could use better marking. And the day use lot at Ely can be tricky if more than a few people are riding. It is small and not very deep with tight turnaround ability. |
| 64 | Improvements for equestrian camping. The amount of sites is nice but they can fill up quickly and many are very hard to get in and out of. I like the master plan to improve the campground. |

| ResponseID | Response |
|------------|---|
| 65 | Keep non campers and non equestrian campers out of equestrian campsites. |
| 67 | Clear a few odd trees to make campsite easier for the larger trailers of today |
| 69 | Ely lake horse camping sites are way too small so can't get out rig in there |
| 70 | Keep non equestrian campers out of campsites at Ely lake like it used to be where the picket poles are. And homeless need to be out |
| 71 | Fewer trees to attempt to back horse trailers into camping spots. Need bigger wider more open spaces to accommodate larger rigs |
| 73 | Enforce the removal of non horse campers in horse camping areas, need large spots fir those of us w large horse trailers |
| 76 | More horse trails |
| 79 | The campsites at Silver creek campground for horses are really challenging. The sites are very small and there are too many trees to easily park a gooseneck horse trailer. I won't be back as I didn't like the lack of sun and parking spaces. Improved water hydrants would be helpful, having to pump water for an endurance horse after you've ridden 50 miles is hard. I do appreciate that there is water on site but I would have brought my own if I had known the water wasn't a standard frost free hydrant or spigot. The trails were great, I would love to come back when there is parking for horse camping. |
| 80 | Please consider easier and bigger parking for equestrians. Or adding a separate area just for equestrians that is easy access in and out without being around other campers. |
| 81 | Make the sites easier to get into with a truck and trailer. |
| 82 | Remove some trees and widen roads in silver creek. Pavement would be amazing due to deep sand and hauling rigs. |
| 83 | Make the equestrian campground sites larger for the larger rigs. Take down some trees. Designate sites for equestrian use only |
| 85 | widen site driveway for easier backing in |
| 86 | Wider Road into equestrian campground. Equestrian only camping. Larger sites for modern trucks/trailers. Some trees need to be cleared for this to happen. Improved bathrooms/shower facilities at equestrian campgrounds |
| 87 | The equestrian day use at silver creek isn't large enough. Often there is not sufficient room to park The camping sites are meant for much smaller rigs than most people currently have. We need more room to park larger horse trailers There has been many times where people LIVING in the horse camping area. With non horses, presumably homeless, trash everywhere. This is one of the few horse camps around please keep it just for horses. Some weekends you can't get the larger sites due to non horse campers |
| 89 | Getting trailers in is challenging. I dented a trailer a few years ago because of the trees |
| 92 | More amenities? Pens? |
| 94 | Please have some sites horse only...and get the homeless/drugs out. It's not safe anymore. Because of the homeless, I haven't camped in any Allegan park for 3 years. |
| 95 | Improve road into Silver Creek Equestrian Park, size and lights at day use area. |
| 96 | Would love to see corrals on equestrian sites and some sites need improvement for bigger horse trailers. |
| 97 | I do think either widening the road or the approach to campsites would be a huge improvement. I camp with a large rig (55 ft total length, truck and trailer). And I am excellent at parking my rig. There are some sites that are impossible to park in due to the "swing". Please don't take out ALL of the trees. But consult with people who drive larger rigs, and select cut areas for easier access. |
| 99 | Larger sites for bigger rigs Electric snd water hookup Water accessible to sites for horses |
| 102 | Get the homeless out of the campsites, specify sites for non-equestrian campers and keep them out of equestrian sites, open camp sites up more for bigger trailers by taking trees out |
| 103 | More parks |
| 104 | Offer more spots for larger equestrian trailers |
| 107 | Security to watch for homeless squatters. Remove trees on campsites so you can park you vehicle and horse trailer AND use the firepit. Often have to visite neighbor sites because firepit us too close to gastank. |
| 108 | Security, accessibility for trailers, and bathroom/shower facilities |
| 109 | My only request would be a few more water pump/hydrants in the horse area. Also Ely Lakes campgrounds bathrooms are really dark, even during the day. So maybe larger window, or window on backside to let in my natural lighting. I'd say solar lights but the bathrooms are in the shade. |
| 111 | Better parking area, love the idea for showers, bathrooms, electricity and better accessibility to some campsites. |
| 112 | Better footing in day parking, very deep sand. More accessible campsites for medium/ large rigs, many have trees in the way. Designated sites for equestrian campers, often largest sites have non equestrian tents on site. Bathhouse would be wonderful addition. |
| 113 | The Silver Creek Park could use a better day lot parking area. On a busy day, there's not enough room to park. |

| ResponseID | Response |
|------------|--|
| 114 | Get rid of the random humans on the trails, especially the gun club!! And DI NOT share our horse trails with mountain bikes and 4 wheelers! |
| 115 | More of the larger sites for larger rigs. Many sites don't have enough high line poles. We haul three horses in our rig and need three or four high line posts to tie from. Water that doesn't need to be hand pumped would be wonderful! More pull through sites or easier to back a larger rig into without hitting a tree. |
| 116 | Make roads and parking more accessible for larger horse rigs - parking area is cramped and roads narrow. |
| 122 | More specific horse camping and trails |
| 123 | Add electric |
| 124 | Better restrooms. Especially at Silver Creek. |
| 125 | Improve restrooms especially at Silver Creek. |
| 128 | Keep the sites up! Continue to perform maintenance on trees in campground. |
| 131 | More easy access to water Parking spaces with fewer trees Possibly a few pens for horse |
| 132 | make exclusive equestrian camp sites and make these accessible to trucks and trailers - easy to back in or pull through with a large trailer. Remove some of the smaller trees encroaching on the sites. |
| 133 | The filter fabric at littlejohn lake is exposed and should either be removed or more sand added with an EGLE permit |
| 138 | I'd like to see the county secure more Lake Michigan public access. |
| 140 | Improve Parking. Add electric . |
| 141 | Open up some of the camp spots at SC and Ely Lake for horse trailer accessibility. I have hit a tree hidden behind a tree in my mirrors before. Tons of trees should not be removed but it would definitely be nice if some were. |
| 142 | I love it when the roads are grated so me and my horses aren't bouncing all over the place☺ |
| 144 | Larger campsites at Silver Creek Park |
| 148 | Just having equestrian trails is not enough. To encourage more use; day use, overnight camping, the facilities need some updating. Larger parking pads for the current horse rigs, designated horse campsites. (Even if just during the main season) non busy times or off peak times can be opened up to others. Trail improvement is essential to maintain the safety of the horse and rider. Shower / bathroom facilities would be a good addition! |
| 151 | Disc golf course at Little John |
| 153 | Please allow people with dogs and horses to access the water at Ely Lake from September 15 to May 15. Please remove some trees so we can park our trucks and horse trailers easier at Silver Creek. Thank you! We appreciate you! Thank you for the opportunities to provide feedback. :) |
| 160 | Better daily maintenance: trash pickup, bathroom cleaning. |
| 165 | The footing on the roads and day use parking at Silver Creek campground. Make more of the campsites larger and keep the larger ones or all of them horses required to camp. Non equestrian people do not understand how to behave around horses nor the danger they can cause to horses and riders. This goes for ELY Lake as well. |
| 171 | The camping spots are difficult to get a rig into to camp. Having electric and horse corrals would draw MANY equestrians as well. |
| 172 | Trails to ride off road vehicles on |
| 173 | Keeping non equestrians out of equestrian campsites |
| 176 | Improve access to beach at West Side County Park. |
| 178 | remove non- needed trees in the front edges of sites. TOO MANY TREES to be able to get into sites in the Silver creek equest campground. |
| 179 | Widen Silver Creek roads and entrance to campsites on the equestrian side. Very difficult to maneuver an horse trailer in and out. |
| 182 | Stair proposal would be great if executed. |
| 188 | New stairs, replace old ones on north side |
| 189 | Having a ranger at WSPark. Planting new trees. Removing dead and dying trees and dangerous limbs on trees. Providing more signage about Lyme disease and ticks. Providing signage about cleaning up. Have recycling. No smoking. Better signs about no dogs allowed at Westside park. |
| 190 | better information about ticks in the dune grasses. See too many kids rolling around and exposed to tick born lyme disease |
| 192 | Nothing. |
| 194 | Be mindful and respectful of local residents. I'm ant planning, include provisions for enforcement of regulations-especially noise and fire prevention. |
| 196 | Seasonal (movable) ramp to the water. |

| ResponseID | Response |
|------------|---|
| 199 | Fall cleanup at West Side park Waiting til springs leaves park a mess for many months |
| 201 | New stairs |
| 207 | Landscaping |
| 210 | Leave trash cans out during the off season. |
| 211 | better water access |
| 213 | Need to reestablish the south stair access as THE top priority |
| 214 | Access to beach at West Side County Park Add Pickleball courts. Have more frequent patrolling. |
| 218 | Access to the water for older people would be great. The proposed ADA option is great. |
| 219 | Signage and bathrooms at West Side park are in need of updating |
| 221 | Would love better beach access at Westside County Park. I have seen the plans, and look forward to them being implemented. |
| 224 | Beach access |
| 228 | Dated and poor design signage |
| 232 | Provide access to all physical abilities. |
| 235 | Don't build that monstrous access ramp |
| 241 | Accessibility! |
| 242 | access to west side county park expansion of pier cove needless expense |
| 243 | Don't try to be all things to all people. Any excavation of the bluff can be detrimental to adjacent properties and the bluff itself. |
| 244 | Put up more and or bigger signs directing people to the West Side Park. How to get to it. |
| 245 | Install pickleball courts |
| 247 | Better beach access |
| 249 | Put in Pickleball Courts! |
| 252 | Add second stairway leading down to the beach. Add more landscaping, more trees, shrubs. |
| 253 | A bit More parking at top area by stairs as that's where I like to park |
| 258 | Add ADA viewing ramps |
| 261 | Adding electric to a few sites and replacing the hand pumps would be really beneficial for those of us who are old equestrians. |
| 262 | Silver Creek: Day parking lot has become too deep and sandy. I have a 2-H trailer and F350 truck - must put into 4 wheel drive to use, and even with that, the tires spin in the dep sand. This lot needs to be reconditioned. The large campsites that accommodate a 35' trailer are difficult, if not impossible, to access due to trees on opposite sides of sites. Not enough room to make the backup turn into the sites. |
| 263 | PLEASE put in manure pits. The scattering of manure around the camp sites is awful Ely Lake needs to have trees remove in the equestrian camp so larger rigs fan get in |
| 266 | Replace the previous stairway to the beach with benches for look out and the ramp. Blow off the sidewalks. Doggie bag dispenser. |
| 269 | Hire more people even if it from April to September. That way there can be one/two people designated to each park. I know when I have visited the park the park person has a limited time to stay in that park due to having to travel to multiple parks. I think there would be less issues if there one designated person per park and during the busier months give them more hours and the less busy months they can have a fewer hours |
| 270 | Can't think of anything. |
| 274 | Listen to feedback and requests from your community- disc golf is wanted. |
| 276 | Maintain trails better. |
| 277 | We need a real disc golf course |
| 278 | How come it is taking so long to get the Little John Course opened. |
| 279 | Disc golf course at Little John would be great. I know a course has been planned there for some time. |
| 281 | Have park staff more available at Ely Lake and especially Silver Creek. |

| ResponseID | Response |
|------------|---|
| 282 | Add disc golf courses. Currently, in city of Allegan, I drive to shore acres or other locations out of the county to play. The courses made in the woods utilizing natural features are destinations for people to play. Would like to see those available in county parks in Allegan County! |
| 283 | Restroom availability |
| 284 | Need disc golf courses besides swamp jay cee park and more cross country trails since the DNR doesn't bother replacing path markers |
| 287 | The park space is really under-utilized because it lacks features that would draw visitors there rather than just the beach. For example, the large field sometimes draws people for grilling or gatherings but it's mostly empty, while the playground is suited for small children. The space would benefit from amenities geared toward older kids and adults. Specifically, tennis courts would be a great enhancement to the recreational facilities in the far western part of the county. Tennis is an all-ages sport and courts at West County Park would get regular usage throughout spring, summer and autumn. It would be money very well spent, in particular because there are so few courts throughout the county. |
| 288 | Can't think of anything |
| 293 | Maybe remove a few trees at the campsites for larger rigs. |
| 294 | More presence of Rangers, especially later in the day. |
| 295 | Need more disc golf courses |
| 298 | Pickleball courts |
| 300 | Install some corrals for those of us getting to old or tired to put up pic lines |
| 301 | I'd really like to see a hand-cap kayak 7 canoe launch and take-out at the New Richmond Park. There is one at the Wade's Bayou launch site where most people paddle to from New Richmond. Most paddle launches have them today. |
| 302 | Look into installing a disc golf course |
| 327 | Please add more disc golf courses |
| 332 | I'd like to see the park ranger drive through more frequently. They are always kind, do not hassle people, but as a single woman unloading then tacking up her horse, there is comfort in knowing he or she is around. |
| 345 | Add a single track trail in Allegan forest with paid parking. Many residents go to Muskegon county where there are several options. |
| 347 | Add mountain bike trails |
| 348 | should try to involve k-12 school children in understanding of, importance of, maintenance of our parks and trails. They (both park commission and students) should also help to analyze and monitor the conditions of the water and land. For students, this could be part of their science curriculum and community involvement. Being a good citizen & stewardship of environment. |
| 353 | Look on previous page :) |
| 355 | Fix the tube slide at littlejohn lake |
| 357 | Access to area maps and local trails. |
| 361 | More camping at other locations please. |
| 363 | I would like to see the forest trails opened to ORV's. If you could have some place local were you could purchase the yearly boat ramp pass, instead of having to do it through the mail. |
| 366 | Disc golf courses |
| 371 | Adding discgolf to Littlejohn. Wonderful place to build a quality course. |
| 379 | Disc golf courses |
| 386 | I'd be more likely to visit Allegan parks if there were a disc golf course. There seems to be potential use of the property at a few parks (Littlejohn Lake in particular) that could utilized. |
| 387 | Please expand the disc golf opportunities. |
| 389 | I would love to see more disc golf in Allegan. This is an activity that is easily accessible to the public and gets a lot of different folks outside and in the parks. |
| 390 | Allegan County could use more quality 18 hole disc golf courses in its park systems. Currently need to travel to Kalamazoo, Holland, or Byron Center to find quality courses. Our parks have some great land features that would make for a low cost fun recreation activity. |
| 394 | Please consider adding disc golf to one it more parks in Allegan county. The worldwide growth of the sport itself has created a demand for places to play that had yet to catch up. Allegan County has so much beauty to offer that these parks are ideal. Specifically, Little John Lake is an area that's just begging to have a course put in. |
| 396 | Get some disc golf in your parks. It is a popular activity and is compatible with many other activities |
| 402 | Please install a Dis Golf course |

ResponseID Response

| | |
|-----|--|
| 405 | Please add a public disc golf course or two! |
| 410 | Increase usage of the geography for more groomed but organic hiking trails, increased accessibility for ORV collaboration with Parks and Recreation, and increased implementation of recreational opportunities such as Disc golf courses, volleyball courts, and small fields available for any field sports. |
| 411 | More disc golf courses. It is a growing sport and they would definitely get used year round. Silver creek would be a great place for a course. |
| 412 | I would love to see more emphasis on natural hiking trails across the county |
| 414 | Bysterveld park parking lot needs to be paved |
| 417 | Cleanliness of restrooms. More bench type seating. Accessibility for some trails. |
| 418 | Would like to have a lot more walking/hiking trails. |
| 421 | Would love to see more trail markings and maps. |
| 422 | Look at interconnecting trails, wildlife corridors, waterways, in conjunction with state land. |
| 423 | We need more groomed walkways. |

9. Park Service /Staff Evaluation

| | Strongly agree | Agree | Disagree | Strongly disagree | N/A | Total Checks |
|--|----------------|--------------|------------|-------------------|--------------|----------------|
| I was satisfied with the service provided Checks Row Check % | 57 27.8% | 91 44.4% | 6 2.9% | 0 0.0% | 51 24.9% | 205 |
| I was able to receive the services I was looking for Checks Row Check % | 52 25.2% | 87 42.2% | 11 5.3% | 0 0.0% | 56 27.2% | 206 |
| Staff was available to assist with service Checks Row Check % | 25 12.4% | 55 27.2% | 11 5.4% | 4 2.0% | 107 53.0% | 202 |
| Staff was knowledgeable in the service I was seeking and understood my needs Checks Row Check % | 35 17.3% | 44 21.8% | 5 2.5% | 1 0.5% | 117 57.9% | 202 |
| Staff was helpful and professional Checks Row Check % | 41 20.1% | 56 27.5% | 5 2.5% | 1 0.5% | 101 49.5% | 204 |
| Total Checks Checks % of Total Checks | 210 20.6% | 333 32.7% | 38 3.7% | 6 0.6% | 432 42.4% | 1019 100.0% |

10. Needs Improvement: For each of our parks you have visited, please indicate those amenities/services that you believe needs improvement: (Check all that apply)?

| | | Dumont Bysterveld | Dumont Lake | Dumont Watercraft Launch | Gun Lake | Ely Lake Campground | Littlejohn Lake | New Richmond | Silver Creek | West Side | Equestrian Trail | Total Checks |
|--|-------|----------------------|----------------|--------------------------------|-------------|------------------------|--------------------|-----------------|-----------------|--------------|---------------------|-----------------|
| Beach/Swimming Areas | | | | | | | | | | | | |
| Checks | 1 | 13 | 3 | 7 | 22 | 11 | 4 | 24 | 34 | 22 | | 141 |
| Row Check % | 0.7% | 9.2% | 2.1% | 5.0% | 15.6% | 7.8% | 2.8% | 17.0% | 24.1% | 15.6% | | |
| Playgrounds | | | | | | | | | | | | |
| Checks | 2 | 6 | 1 | 5 | 12 | 14 | 4 | 22 | 18 | 16 | | 100 |
| Row Check % | 2.0% | 6.0% | 1.0% | 5.0% | 12.0% | 14.0% | 4.0% | 22.0% | 18.0% | 16.0% | | |
| Picnic Area/Pavilion | | | | | | | | | | | | |
| Checks | 4 | 6 | 3 | 3 | 10 | 12 | 3 | 19 | 13 | 16 | | 89 |
| Row Check % | 4.5% | 6.7% | 3.4% | 3.4% | 11.2% | 13.5% | 3.4% | 21.3% | 14.6% | 18.0% | | |
| Fishing/Piers | | | | | | | | | | | | |
| Checks | 0 | 4 | 3 | 5 | 8 | 6 | 5 | 8 | 4 | 8 | | 51 |
| Row Check % | 0.0% | 7.8% | 5.9% | 9.8% | 15.7% | 11.8% | 9.8% | 15.7% | 7.8% | 15.7% | | |
| Restrooms | | | | | | | | | | | | |
| Checks | 4 | 3 | 4 | 7 | 22 | 12 | 7 | 44 | 18 | 23 | | 144 |
| Row Check % | 2.8% | 2.1% | 2.8% | 4.9% | 15.3% | 8.3% | 4.9% | 30.6% | 12.5% | 16.0% | | |
| Ball Fields /Courts | | | | | | | | | | | | |
| Checks | 4 | 1 | 0 | 2 | 1 | 3 | 0 | 5 | 7 | 6 | | 29 |
| Row Check % | 13.8% | 3.4% | 0.0% | 6.9% | 3.4% | 10.3% | 0.0% | 17.2% | 24.1% | 20.7% | | |
| Access/Accessibility around Park | | | | | | | | | | | | |
| Checks | 2 | 1 | 1 | 1 | 13 | 7 | 3 | 38 | 13 | 22 | | 101 |
| Row Check % | 2.0% | 1.0% | 1.0% | 1.0% | 12.9% | 6.9% | 3.0% | 37.6% | 12.9% | 21.8% | | |
| Equestrian Trails | | | | | | | | | | | | |
| Checks | 1 | 2 | 1 | 4 | 26 | 1 | 1 | 45 | 1 | 38 | | 120 |
| Row Check % | 0.8% | 1.7% | 0.8% | 3.3% | 21.7% | 0.8% | 0.8% | 37.5% | 0.8% | 31.7% | | |
| Trails/Boardwalk | | | | | | | | | | | | |
| Checks | 2 | 1 | 1 | 4 | 11 | 11 | 4 | 15 | 16 | 13 | | 78 |
| Row Check % | 2.6% | 1.3% | 1.3% | 5.1% | 14.1% | 14.1% | 5.1% | 19.2% | 20.5% | 16.7% | | |
| Multi -use Trails | | | | | | | | | | | | |
| Checks | 4 | 2 | 2 | 6 | 11 | 12 | 6 | 21 | 8 | 14 | | 86 |
| Row Check % | 4.7% | 2.3% | 2.3% | 7.0% | 12.8% | 14.0% | 7.0% | 24.4% | 9.3% | 16.3% | | |
| Bike Trails | | | | | | | | | | | | |
| Checks | 4 | 1 | 2 | 3 | 5 | 7 | 4 | 9 | 5 | 9 | | 49 |
| Row Check % | 8.2% | 2.0% | 4.1% | 6.1% | 10.2% | 14.3% | 8.2% | 18.4% | 10.2% | 18.4% | | |
| Boat Launch/Boating/Canoeing/Kayaking | | | | | | | | | | | | |
| Checks | 0 | 3 | 3 | 1 | 8 | 2 | 5 | 2 | 4 | 5 | | 33 |
| Row Check % | 0.0% | 9.1% | 9.1% | 3.0% | 24.2% | 6.1% | 15.2% | 6.1% | 12.1% | 15.2% | | |
| Camping -Primitive | | | | | | | | | | | | |
| Checks | 0 | 3 | 1 | 2 | 26 | 2 | 2 | 44 | 2 | 17 | | 99 |
| Row Check % | 0.0% | 3.0% | 1.0% | 2.0% | 26.3% | 2.0% | 2.0% | 44.4% | 2.0% | 17.2% | | |
| Camping -Modern | | | | | | | | | | | | |
| Checks | 0 | 1 | 1 | 4 | 14 | 2 | 1 | 31 | 2 | 10 | | 66 |
| Row Check % | 0.0% | 1.5% | 1.5% | 6.1% | 21.2% | 3.0% | 1.5% | 47.0% | 3.0% | 15.2% | | |
| Natural Areas | | | | | | | | | | | | |
| Checks | 5 | 6 | 3 | 4 | 7 | 7 | 4 | 8 | 12 | 8 | | 64 |
| Row Check % | 7.8% | 9.4% | 4.7% | 6.3% | 10.9% | 10.9% | 6.3% | 12.5% | 18.8% | 12.5% | | |
| Cross Country Skiing Trails | | | | | | | | | | | | |
| Checks | 1 | 2 | 2 | 4 | 3 | 5 | 1 | 4 | 5 | 5 | | 32 |
| Row Check % | 3.1% | 6.3% | 6.3% | 12.5% | 9.4% | 15.6% | 3.1% | 12.5% | 15.6% | 15.6% | | |
| Snowshoeing Trails | | | | | | | | | | | | |
| Checks | 0 | 1 | 3 | 2 | 2 | 4 | 2 | 4 | 3 | 6 | | 27 |
| Row Check % | 0.0% | 3.7% | 11.1% | 7.4% | 7.4% | 14.8% | 7.4% | 14.8% | 11.1% | 22.2% | | |
| Sledding Areas | | | | | | | | | | | | |
| Checks | 1 | 3 | 1 | 1 | 2 | 2 | 1 | 1 | 2 | 4 | | 18 |
| Row Check % | 5.6% | 16.7% | 5.6% | 5.6% | 11.1% | 11.1% | 5.6% | 5.6% | 11.1% | 22.2% | | |

| | Dumont | | | | | | | | | | Total |
|---|------------|-------------|-------------------|------------|---------------------|-----------------|--------------|--------------|------------|------------------|--------|
| | Bysterveld | Dumont Lake | Watercraft Launch | Gun Lake | Ely Lake Campground | Littlejohn Lake | New Richmond | Silver Creek | West Side | Equestrian Trail | Checks |
| Disk golf: Needs Improvement: For each of our parks you have visited, please indicate those amenities/services that you believe needs improvement: (Check all that apply)? Checks Row Check % | 1 10.0% | 1 10.0% | 1 10.0% | 1 10.0% | 1 10.0% | 1 10.0% | 1 10.0% | 1 10.0% | 1 10.0% | 1 10.0% | 10 |
| Seasonal pass: Needs Improvement: For each of our parks you have visited, please indicate those amenities/services that you believe needs improvement: (Check all that apply)? Checks Row Check % | 0 0.0% | 0 0.0% | 1 100.0% | 0 0.0% | 0 0.0% | 0 0.0% | 0 0.0% | 0 0.0% | 0 0.0% | 0 0.0% | 1 |
| Bathrooms : Needs Improvement: For each of our parks you have visited, please indicate those amenities/services that you believe needs improvement: (Check all that apply)? Checks Row Check % | 0 0.0% | 0 0.0% | 0 0.0% | 0 0.0% | 1 100.0% | 0 0.0% | 0 0.0% | 0 0.0% | 0 0.0% | 0 0.0% | 1 |
| Bathrooms are disgusting, family uses the woods they are so bad!!!!!!: Needs Improvement: For each of our parks you have visited, please indicate those amenities/services that you believe needs improvement: (Check all that apply)? Checks Row Check % | 0 0.0% | 0 0.0% | 0 0.0% | 0 0.0% | 1 50.0% | 0 0.0% | 0 0.0% | 1 50.0% | 0 0.0% | 0 0.0% | 2 |
| Campsite improvements : Needs Improvement: For each of our parks you have visited, please indicate those amenities/services that you believe needs improvement: (Check all that apply)? Checks Row Check % | 0 0.0% | 0 0.0% | 0 0.0% | 0 0.0% | 1 50.0% | 0 0.0% | 0 0.0% | 1 50.0% | 0 0.0% | 0 0.0% | 2 |
| Day use Parking : Needs Improvement: For each of our parks you have visited, please indicate those amenities/services that you believe needs improvement: (Check all that apply)? Checks Row Check % | 0 0.0% | 0 0.0% | 0 0.0% | 0 0.0% | 1 50.0% | 0 0.0% | 0 0.0% | 1 50.0% | 0 0.0% | 0 0.0% | 2 |
| Disc golf (non existent, but could be a nice feature): Needs Improvement: For each of our parks you have visited, please indicate those amenities/services that you believe needs improvement: (Check all that apply)? Checks Row Check % | 0 0.0% | 0 0.0% | 0 0.0% | 0 0.0% | 1 33.3% | 1 33.3% | 0 0.0% | 1 33.3% | 0 0.0% | 0 0.0% | 3 |

| | | Dumont | | | | | | | | | Total |
|--|------------|-------------|-------------------|-----------|---------------------|-----------------|--------------|--------------|-----------|------------------|--------|
| | Bysterveld | Dumont Lake | Watercraft Launch | Gun Lake | Ely Lake Campground | Littlejohn Lake | New Richmond | Silver Creek | West Side | Equestrian Trail | Checks |
| Modern: Needs Improvement: For each of our parks you have visited, please indicate those amenities/services that you believe needs improvement: (Check all that apply)? Checks Row Check % | 0 0.0% | 0 0.0% | 0 0.0% | 0 0.0% | 1 50.0% | 0 0.0% | 0 0.0% | 1 50.0% | 0 0.0% | 0 0.0% | 2 |
| Park rangers : Needs Improvement: For each of our parks you have visited, please indicate those amenities/services that you believe needs improvement: (Check all that apply)? Checks Row Check % | 0 0.0% | 0 0.0% | 0 0.0% | 0 0.0% | 1 50.0% | 0 0.0% | 0 0.0% | 1 50.0% | 0 0.0% | 0 0.0% | 2 |
| Disc Golf: Needs Improvement: For each of our parks you have visited, please indicate those amenities/services that you believe needs improvement: (Check all that apply)? Checks Row Check % | 0 0.0% | 0 0.0% | 0 0.0% | 0 0.0% | 0 0.0% | 3 100.0% | 0 0.0% | 0 0.0% | 0 0.0% | 0 0.0% | 3 |
| Disc Golf Course : Needs Improvement: For each of our parks you have visited, please indicate those amenities/services that you believe needs improvement: (Check all that apply)? Checks Row Check % | 0 0.0% | 0 0.0% | 0 0.0% | 0 0.0% | 0 0.0% | 1 100.0% | 0 0.0% | 0 0.0% | 0 0.0% | 0 0.0% | 1 |
| Disc golf: Needs Improvement: For each of our parks you have visited, please indicate those amenities/services that you believe needs improvement: (Check all that apply)? Checks Row Check % | 0 0.0% | 0 0.0% | 0 0.0% | 0 0.0% | 0 0.0% | 2 100.0% | 0 0.0% | 0 0.0% | 0 0.0% | 0 0.0% | 2 |
| Disc golf : Needs Improvement: For each of our parks you have visited, please indicate those amenities/services that you believe needs improvement: (Check all that apply)? Checks Row Check % | 0 0.0% | 0 0.0% | 0 0.0% | 0 0.0% | 0 0.0% | 1 100.0% | 0 0.0% | 0 0.0% | 0 0.0% | 0 0.0% | 1 |
| Handi-cap access: Needs Improvement: For each of our parks you have visited, please indicate those amenities/services that you believe needs improvement: (Check all that apply)? Checks Row Check % | 0 0.0% | 0 0.0% | 0 0.0% | 0 0.0% | 0 0.0% | 0 0.0% | 1 100.0% | 0 0.0% | 0 0.0% | 0 0.0% | 1 |
| Add horse corrals : Needs Improvement: For each of our parks you have visited, please indicate those amenities/services that you believe needs improvement: (Check all that apply)? Checks Row Check % | 0 0.0% | 0 0.0% | 0 0.0% | 0 0.0% | 0 0.0% | 0 0.0% | 0 0.0% | 1 100.0% | 0 0.0% | 0 0.0% | 1 |

| | | Dumont | | | | | | | | | | |
|--|------------|-------------|--------------------------|-----------|---------------------|-----------------|--------------|--------------|-----------|------------------|--------------|--|
| | Bysterveld | Dumont Lake | Dumont Watercraft Launch | Gun Lake | Ely Lake Campground | Littlejohn Lake | New Richmond | Silver Creek | West Side | Equestrian Trail | Total Checks | |
| Better Day use parking: Needs Improvement: For each of our parks you have visited, please indicate those amenities/services that you believe needs improvement: (Check all that apply)? Checks Row Check % | 0 0.0% | 0 0.0% | 0 0.0% | 0 0.0% | 0 0.0% | 0 0.0% | 0 0.0% | 1 100.0% | 0 0.0% | 0 0.0% | 1 | |
| Camp roads : Needs Improvement: For each of our parks you have visited, please indicate those amenities/services that you believe needs improvement: (Check all that apply)? Checks Row Check % | 0 0.0% | 0 0.0% | 0 0.0% | 0 0.0% | 0 0.0% | 0 0.0% | 0 0.0% | 1 50.0% | 0 0.0% | 1 50.0% | 2 | |
| Campsites: Needs Improvement: For each of our parks you have visited, please indicate those amenities/services that you believe needs improvement: (Check all that apply)? Checks Row Check % | 0 0.0% | 0 0.0% | 0 0.0% | 0 0.0% | 0 0.0% | 0 0.0% | 0 0.0% | 1 50.0% | 0 0.0% | 1 50.0% | 2 | |
| Day lot parking: Needs Improvement: For each of our parks you have visited, please indicate those amenities/services that you believe needs improvement: (Check all that apply)? Checks Row Check % | 0 0.0% | 0 0.0% | 0 0.0% | 0 0.0% | 0 0.0% | 0 0.0% | 0 0.0% | 2 100.0% | 0 0.0% | 0 0.0% | 2 | |
| Disc golf: Needs Improvement: For each of our parks you have visited, please indicate those amenities/services that you believe needs improvement: (Check all that apply)? Checks Row Check % | 0 0.0% | 0 0.0% | 0 0.0% | 0 0.0% | 0 0.0% | 0 0.0% | 0 0.0% | 1 100.0% | 0 0.0% | 0 0.0% | 1 | |
| Driveway : Needs Improvement: For each of our parks you have visited, please indicate those amenities/services that you believe needs improvement: (Check all that apply)? Checks Row Check % | 0 0.0% | 0 0.0% | 0 0.0% | 0 0.0% | 0 0.0% | 0 0.0% | 0 0.0% | 1 100.0% | 0 0.0% | 0 0.0% | 1 | |
| Larger site space. Trees in the way.: Needs Improvement: For each of our parks you have visited, please indicate those amenities/services that you believe needs improvement: (Check all that apply)? Checks Row Check % | 0 0.0% | 0 0.0% | 0 0.0% | 0 0.0% | 0 0.0% | 0 0.0% | 0 0.0% | 1 100.0% | 0 0.0% | 0 0.0% | 1 | |
| Parking for equestrians : Needs Improvement: For each of our parks you have visited, please indicate those amenities/services that you believe needs improvement: (Check all that apply)? Checks Row Check % | 0 0.0% | 0 0.0% | 0 0.0% | 0 0.0% | 0 0.0% | 0 0.0% | 0 0.0% | 1 100.0% | 0 0.0% | 0 0.0% | 1 | |

| | | Dumont | | | | | | | | | Total |
|---|------------|-------------|--------------------------|-----------|---------------------|-----------------|--------------|--------------|-------------|------------------|--------|
| | Bysterveld | Dumont Lake | Dumont Watercraft Launch | Gun Lake | Ely Lake Campground | Littlejohn Lake | New Richmond | Silver Creek | West Side | Equestrian Trail | Checks |
| Power on campsites: Needs Improvement: For each of our parks you have visited, please indicate those amenities/services that you believe needs improvement: (Check all that apply)? Checks Row Check % | 0 0.0% | 0 0.0% | 0 0.0% | 0 0.0% | 0 0.0% | 0 0.0% | 0 0.0% | 1 100.0% | 0 0.0% | 0 0.0% | 1 |
| Roads: Needs Improvement: For each of our parks you have visited, please indicate those amenities/services that you believe needs improvement: (Check all that apply)? Checks Row Check % | 0 0.0% | 0 0.0% | 0 0.0% | 0 0.0% | 0 0.0% | 0 0.0% | 0 0.0% | 1 50.0% | 0 0.0% | 1 50.0% | 2 |
| Roads, day parking lot : Needs Improvement: For each of our parks you have visited, please indicate those amenities/services that you believe needs improvement: (Check all that apply)? Checks Row Check % | 0 0.0% | 0 0.0% | 0 0.0% | 0 0.0% | 0 0.0% | 0 0.0% | 0 0.0% | 1 100.0% | 0 0.0% | 0 0.0% | 1 |
| Water access, parking amongst the trees, more electric: Needs Improvement: For each of our parks you have visited, please indicate those amenities/services that you believe needs improvement: (Check all that apply)? Checks Row Check % | 0 0.0% | 0 0.0% | 0 0.0% | 0 0.0% | 0 0.0% | 0 0.0% | 0 0.0% | 1 100.0% | 0 0.0% | 0 0.0% | 1 |
| equestrian campsites: Needs Improvement: For each of our parks you have visited, please indicate those amenities/services that you believe needs improvement: (Check all that apply)? Checks Row Check % | 0 0.0% | 0 0.0% | 0 0.0% | 0 0.0% | 0 0.0% | 0 0.0% | 0 0.0% | 1 100.0% | 0 0.0% | 0 0.0% | 1 |
| Beach access : Needs Improvement: For each of our parks you have visited, please indicate those amenities/services that you believe needs improvement: (Check all that apply)? Checks Row Check % | 0 0.0% | 0 0.0% | 0 0.0% | 0 0.0% | 0 0.0% | 0 0.0% | 0 0.0% | 0 0.0% | 1 100.0% | 0 0.0% | 1 |
| Rebuild wooden stairs access at West Side: Needs Improvement: For each of our parks you have visited, please indicate those amenities/services that you believe needs improvement: (Check all that apply)? Checks Row Check % | 0 0.0% | 0 0.0% | 0 0.0% | 0 0.0% | 0 0.0% | 0 0.0% | 0 0.0% | 0 0.0% | 1 100.0% | 0 0.0% | 1 |

| | | Dumont | | | | | | | | | Total Checks |
|---|------------|-------------|-------------------|-----------|---------------------|-----------------|--------------|--------------|-------------|------------------|--------------|
| | Bysterveld | Dumont Lake | Watercraft Launch | Gun Lake | Ely Lake Campground | Littlejohn Lake | New Richmond | Silver Creek | West Side | Equestrian Trail | Total Checks |
| Signage: Needs Improvement: For each of our parks you have visited, please indicate those amenities/services that you believe needs improvement: (Check all that apply)? Checks Row Check % | 0 0.0% | 0 0.0% | 0 0.0% | 0 0.0% | 0 0.0% | 0 0.0% | 0 0.0% | 0 0.0% | 1 100.0% | 0 0.0% | 1 |
| Signage to prevent use of private property : Needs Improvement: For each of our parks you have visited, please indicate those amenities/services that you believe needs improvement: (Check all that apply)? Checks Row Check % | 0 0.0% | 0 0.0% | 0 0.0% | 0 0.0% | 0 0.0% | 0 0.0% | 0 0.0% | 0 0.0% | 1 100.0% | 0 0.0% | 1 |
| Signe on how to find it / get there.: Needs Improvement: For each of our parks you have visited, please indicate those amenities/services that you believe needs improvement: (Check all that apply)? Checks Row Check % | 0 0.0% | 0 0.0% | 0 0.0% | 0 0.0% | 0 0.0% | 0 0.0% | 0 0.0% | 0 0.0% | 1 100.0% | 0 0.0% | 1 |
| Stair way to the beach.: Needs Improvement: For each of our parks you have visited, please indicate those amenities/services that you believe needs improvement: (Check all that apply)? Checks Row Check % | 0 0.0% | 0 0.0% | 0 0.0% | 0 0.0% | 0 0.0% | 0 0.0% | 0 0.0% | 0 0.0% | 1 100.0% | 0 0.0% | 1 |
| out dated signage: Needs Improvement: For each of our parks you have visited, please indicate those amenities/services that you believe needs improvement: (Check all that apply)? Checks Row Check % | 0 0.0% | 0 0.0% | 0 0.0% | 0 0.0% | 0 0.0% | 0 0.0% | 0 0.0% | 0 0.0% | 1 100.0% | 0 0.0% | 1 |
| Total Checks | | | | | | | | | | | |
| Checks | 36 | 60 | 37 | 66 | 211 | 129 | 59 | 366 | 175 | 246 | 1385 |
| % of Total Checks | 2.6% | 4.3% | 2.7% | 4.8% | 15.2% | 9.3% | 4.3% | 26.4% | 12.6% | 17.8% | 100.0% |

11. Missing: For each of our parks you have visited, please indicate those amenities/services that you believe are missing:
(Check all that apply)?

| | Bysterveld | Dumont Lake | Dumont Lake Watercraft | Gun Lake | Ely Lake Campground | Littlejohn Lake | New Richmond | Silver Creek | West Side | Equestrian trail | Total Checks |
|--|------------|-------------|------------------------|----------|---------------------|-----------------|--------------|--------------|-----------|------------------|--------------|
| Beach/Swimming Areas | | | | | | | | | | | |
| Checks | 3 | 7 | 2 | 7 | 7 | 2 | 4 | 8 | 14 | 8 | 62 |
| Row Check % | 4.8% | 11.3% | 3.2% | 11.3% | 11.3% | 3.2% | 6.5% | 12.9% | 22.6% | 12.9% | |
| Playgrounds | | | | | | | | | | | |
| Checks | 3 | 4 | 3 | 4 | 6 | 1 | 2 | 7 | 6 | 8 | 44 |
| Row Check % | 6.8% | 9.1% | 6.8% | 9.1% | 13.6% | 2.3% | 4.5% | 15.9% | 13.6% | 18.2% | |
| Picnic Area/Pavilion | | | | | | | | | | | |
| Checks | 3 | 3 | 2 | 4 | 14 | 2 | 2 | 6 | 4 | 9 | 49 |
| Row Check % | 6.1% | 6.1% | 4.1% | 8.2% | 28.6% | 4.1% | 4.1% | 12.2% | 8.2% | 18.4% | |
| Fishing/Piers | | | | | | | | | | | |
| Checks | 3 | 9 | 5 | 5 | 9 | 8 | 3 | 5 | 10 | 4 | 61 |
| Row Check % | 4.9% | 14.8% | 8.2% | 8.2% | 14.8% | 13.1% | 4.9% | 8.2% | 16.4% | 6.6% | |
| Restrooms | | | | | | | | | | | |
| Checks | 5 | 4 | 3 | 3 | 15 | 4 | 4 | 26 | 8 | 13 | 85 |
| Row Check % | 5.9% | 4.7% | 3.5% | 3.5% | 17.6% | 4.7% | 4.7% | 30.6% | 9.4% | 15.3% | |
| Ball Fields /Courts | | | | | | | | | | | |
| Checks | 6 | 3 | 4 | 2 | 2 | 3 | 3 | 4 | 10 | 5 | 42 |
| Row Check % | 14.3% | 7.1% | 9.5% | 4.8% | 4.8% | 7.1% | 7.1% | 9.5% | 23.8% | 11.9% | |
| Access/Accessibility around Park | | | | | | | | | | | |
| Checks | 3 | 3 | 2 | 3 | 6 | 2 | 4 | 16 | 9 | 8 | 56 |
| Row Check % | 5.4% | 5.4% | 3.6% | 5.4% | 10.7% | 3.6% | 7.1% | 28.6% | 16.1% | 14.3% | |
| Equestrian Trails | | | | | | | | | | | |
| Checks | 6 | 7 | 5 | 8 | 6 | 12 | 7 | 19 | 7 | 15 | 92 |
| Row Check % | 6.5% | 7.6% | 5.4% | 8.7% | 6.5% | 13.0% | 7.6% | 20.7% | 7.6% | 16.3% | |
| Trails/Boardwalk | | | | | | | | | | | |
| Checks | 3 | 5 | 3 | 2 | 4 | 4 | 1 | 7 | 13 | 8 | 50 |
| Row Check % | 6.0% | 10.0% | 6.0% | 4.0% | 8.0% | 8.0% | 2.0% | 14.0% | 26.0% | 16.0% | |
| Multi -use Trails | | | | | | | | | | | |
| Checks | 3 | 4 | 4 | 2 | 2 | 6 | 3 | 6 | 7 | 8 | 45 |
| Row Check % | 6.7% | 8.9% | 8.9% | 4.4% | 4.4% | 13.3% | 6.7% | 13.3% | 15.6% | 17.8% | |
| Bike Trails | | | | | | | | | | | |
| Checks | 4 | 4 | 3 | 5 | 3 | 4 | 4 | 7 | 6 | 5 | 45 |
| Row Check % | 8.9% | 8.9% | 6.7% | 11.1% | 6.7% | 8.9% | 8.9% | 15.6% | 13.3% | 11.1% | |
| Boat Launch/Boating/Canoeing/Kayaking | | | | | | | | | | | |
| Checks | 2 | 2 | 3 | 1 | 4 | 4 | 2 | 5 | 8 | 6 | 37 |
| Row Check % | 5.4% | 5.4% | 8.1% | 2.7% | 10.8% | 10.8% | 5.4% | 13.5% | 21.6% | 16.2% | |
| Camping -Primitive | | | | | | | | | | | |
| Checks | 2 | 4 | 2 | 1 | 5 | 4 | 3 | 15 | 3 | 11 | 50 |
| Row Check % | 4.0% | 8.0% | 4.0% | 2.0% | 10.0% | 8.0% | 6.0% | 30.0% | 6.0% | 22.0% | |
| Camping -Modern | | | | | | | | | | | |
| Checks | 2 | 3 | 1 | 3 | 13 | 2 | 3 | 34 | 5 | 12 | 78 |
| Row Check % | 2.6% | 3.8% | 1.3% | 3.8% | 16.7% | 2.6% | 3.8% | 43.6% | 6.4% | 15.4% | |
| Natural Areas | | | | | | | | | | | |
| Checks | 3 | 7 | 3 | 5 | 3 | 4 | 3 | 8 | 9 | 7 | 52 |
| Row Check % | 5.8% | 13.5% | 5.8% | 9.6% | 5.8% | 7.7% | 5.8% | 15.4% | 17.3% | 13.5% | |
| Cross Country Skiing Trails | | | | | | | | | | | |
| Checks | 3 | 5 | 1 | 3 | 3 | 6 | 3 | 3 | 3 | 6 | 36 |
| Row Check % | 8.3% | 13.9% | 2.8% | 8.3% | 8.3% | 16.7% | 8.3% | 8.3% | 8.3% | 16.7% | |
| Snowshoeing Trails | | | | | | | | | | | |
| Checks | 4 | 4 | 1 | 2 | 4 | 6 | 4 | 6 | 2 | 5 | 38 |
| Row Check % | 10.5% | 10.5% | 2.6% | 5.3% | 10.5% | 15.8% | 10.5% | 15.8% | 5.3% | 13.2% | |
| Sledding Areas | | | | | | | | | | | |
| Checks | 6 | 2 | 1 | 1 | 2 | 3 | 4 | 3 | 4 | 4 | 30 |
| Row Check % | 20.0% | 6.7% | 3.3% | 3.3% | 6.7% | 10.0% | 13.3% | 10.0% | 13.3% | 13.3% | |

| | Bysterveld | Dumont Lake | Dumont Lake Watercraft | Gun Lake | Ely Lake Campground | Littlejohn Lake | New Richmond | Silver Creek | West Side | Equestrian trail | Total Checks |
|---|------------|-------------|------------------------|------------|---------------------|-----------------|--------------|--------------|-----------|------------------|--------------|
| Disc Golf Course:Missing: For each of our parks you have visited, please indicate those amenities/services that you believe are missing: (Check all that apply)? Checks Row Check % | 1 33.3% | 0 0.0% | 0 0.0% | 0 0.0% | 0 0.0% | 2 66.7% | 0 0.0% | 0 0.0% | 0 0.0% | 0 0.0% | 3 |
| Disc golf:Missing: For each of our parks you have visited, please indicate those amenities/services that you believe are missing: (Check all that apply)? Checks Row Check % | 1 6.3% | 1 6.3% | 1 6.3% | 1 6.3% | 2 12.5% | 5 31.3% | 1 6.3% | 2 12.5% | 1 6.3% | 1 6.3% | 16 |
| Seasonal pass:Missing: For each of our parks you have visited, please indicate those amenities/services that you believe are missing: (Check all that apply)? Checks Row Check % | 0 0.0% | 0 0.0% | 1 100.0% | 0 0.0% | 0 0.0% | 0 0.0% | 0 0.0% | 0 0.0% | 0 0.0% | 0 0.0% | 1 |
| Disc golf :Missing: For each of our parks you have visited, please indicate those amenities/services that you believe are missing: (Check all that apply)? Checks Row Check % | 0 0.0% | 0 0.0% | 0 0.0% | 1 33.3% | 0 0.0% | 1 33.3% | 0 0.0% | 1 33.3% | 0 0.0% | 0 0.0% | 3 |
| Corals:Missing: For each of our parks you have visited, please indicate those amenities/services that you believe are missing: (Check all that apply)? Checks Row Check % | 0 0.0% | 0 0.0% | 0 0.0% | 0 0.0% | 1 100.0% | 0 0.0% | 0 0.0% | 0 0.0% | 0 0.0% | 0 0.0% | 1 |
| Day use parking :Missing: For each of our parks you have visited, please indicate those amenities/services that you believe are missing: (Check all that apply)? Checks Row Check % | 0 0.0% | 0 0.0% | 0 0.0% | 0 0.0% | 1 50.0% | 0 0.0% | 0 0.0% | 0 0.0% | 0 0.0% | 1 50.0% | 2 |
| Disc Golf:Missing: For each of our parks you have visited, please indicate those amenities/services that you believe are missing: (Check all that apply)? Checks Row Check % | 0 0.0% | 0 0.0% | 0 0.0% | 0 0.0% | 0 0.0% | 1 100.0% | 0 0.0% | 0 0.0% | 0 0.0% | 0 0.0% | 1 |
| Disc Golf :Missing: For each of our parks you have visited, please indicate those amenities/services that you believe are missing: (Check all that apply)? Checks Row Check % | 0 0.0% | 0 0.0% | 0 0.0% | 0 0.0% | 0 0.0% | 1 100.0% | 0 0.0% | 0 0.0% | 0 0.0% | 0 0.0% | 1 |
| Discgolf:Missing: For each of our parks you have visited, please indicate those amenities/services that you believe are missing: (Check all that apply)? Checks Row Check % | 0 0.0% | 0 0.0% | 0 0.0% | 0 0.0% | 0 0.0% | 1 100.0% | 0 0.0% | 0 0.0% | 0 0.0% | 0 0.0% | 1 |

| | | Dumont | | | | | | | | | Total |
|---|------------|-------------|------------------------|-----------|---------------------|-----------------|--------------|--------------|-------------|------------------|--------|
| | Bysterveld | Dumont Lake | Dumont Lake Watercraft | Gun Lake | Ely Lake Campground | Littlejohn Lake | New Richmond | Silver Creek | West Side | Equestrian trail | Checks |
| Discgolf Course:Missing: For each of our parks you have visited, please indicate those amenities/services that you believe are missing: (Check all that apply)? Checks Row Check % | 0 0.0% | 0 0.0% | 0 0.0% | 0 0.0% | 0 0.0% | 1 100.0% | 0 0.0% | 0 0.0% | 0 0.0% | 0 0.0% | 1 |
| Handi-cap Launch& Take-out:Missing: For each of our parks you have visited, please indicate those amenities/services that you believe are missing: (Check all that apply)? Checks Row Check % | 0 0.0% | 0 0.0% | 0 0.0% | 0 0.0% | 0 0.0% | 0 0.0% | 1 100.0% | 0 0.0% | 0 0.0% | 0 0.0% | 1 |
| Easy access to parking in the campground for big rigs:Missing: For each of our parks you have visited, please indicate those amenities/services that you believe are missing: (Check all that apply)? Checks Row Check % | 0 0.0% | 0 0.0% | 0 0.0% | 0 0.0% | 0 0.0% | 0 0.0% | 0 0.0% | 1 100.0% | 0 0.0% | 0 0.0% | 1 |
| Water access more than hand pumps for horses, less than primitive camping with trees in the middle of camp sites:Missing: For each of our parks you have visited, please indicate those amenities/services that you believe are missing: (Check all that apply)? Checks Row Check % | 0 0.0% | 0 0.0% | 0 0.0% | 0 0.0% | 0 0.0% | 0 0.0% | 0 0.0% | 1 100.0% | 0 0.0% | 0 0.0% | 1 |
| Rebuild the wooden stairs/ramp to the beach at West Side:Missing: For each of our parks you have visited, please indicate those amenities/services that you believe are missing: (Check all that apply)? Checks Row Check % | 0 0.0% | 0 0.0% | 0 0.0% | 0 0.0% | 0 0.0% | 0 0.0% | 0 0.0% | 0 0.0% | 1 100.0% | 0 0.0% | 1 |
| Rescue ring near the beach for safety :Missing: For each of our parks you have visited, please indicate those amenities/services that you believe are missing: (Check all that apply)? Checks Row Check % | 0 0.0% | 0 0.0% | 0 0.0% | 0 0.0% | 0 0.0% | 0 0.0% | 0 0.0% | 0 0.0% | 1 100.0% | 0 0.0% | 1 |
| Shaded/natural areas/tree:Missing: For each of our parks you have visited, please indicate those amenities/services that you believe are missing: (Check all that apply)? Checks Row Check % | 0 0.0% | 0 0.0% | 0 0.0% | 0 0.0% | 0 0.0% | 0 0.0% | 0 0.0% | 0 0.0% | 1 100.0% | 0 0.0% | 1 |
| Sports/Recreational facilities:Missing: For each of our parks you have visited, please indicate those amenities/services that you believe are missing: (Check all that apply)? Checks Row Check % | 0 0.0% | 0 0.0% | 0 0.0% | 0 0.0% | 0 0.0% | 0 0.0% | 0 0.0% | 0 0.0% | 1 100.0% | 0 0.0% | 1 |

| | Bysterveld | Dumont Lake | Dumont Lake Watercraft | Gun Lake | Ely Lake Campground | Littlejohn Lake | New Richmond | Silver Creek | West Side | Equestrian trail | Total Checks |
|-------------------|------------|----------------|------------------------------|-------------|------------------------|--------------------|-----------------|-----------------|--------------|---------------------|-----------------|
| Total Checks | | | | | | | | | | | |
| Checks | 66 | 81 | 50 | 63 | 112 | 89 | 61 | 190 | 133 | 144 | 989 |
| % of Total Checks | 6.7% | 8.2% | 5.1% | 6.4% | 11.3% | 9.0% | 6.2% | 19.2% | 13.4% | 14.6% | 100.0% |

12. Additional Comments (ie. recognition of staff, service delivery, product or changes needed)

| ResponseID | Response |
|------------|--|
| 4 | There seems to be a strong focus on success for the counties "public" parks and not much interest in growing and improving the offerings at our hidden gems. |
| 23 | Park rangers Kim and Doug need to be nicer about things and actually clean bathrooms and pick up garbage and empty the trash |
| 24 | It would be wonderful to be able to access Casco Township nature preserve beach, again. |
| 26 | I appreciate our parks and thank the staff for keeping them nice for our use. |
| 31 | Thank you so much for the amazing equestrian trails and Ely and Silver! |
| 32 | The equestrian trails are very important. |
| 33 | I go to Silver Creek Equestrian Trails. The Park peoples are great. Enjoy camping there. |
| 34 | Na |
| 37 | Please keep the parks open. |
| 40 | Ranger Doug... super nice |
| 42 | Widening some sites at silver creek. Clearing out the Staging parking lot or putting signage for flow of parking as it's a disaster on the weekends. After visiting ely lake a month ago the road coming in was horrible. I'll likely not be visiting or I'll drive to swan creek to avoid the bumpy road. |
| 43 | Folks are now camping and riding at silver creek with EV bikes. These are very dangerous for equestrians. We need a better park presence and actual consequences to manage these parks. Better signage and a plan for specific EV bikes if allowed. |
| 50 | I would like to see a couple corrals at silver creek. |
| 54 | Bigger and better parking for day equestrian riders at silver creek |
| 56 | I am sure the staff is doing an awesome job based on cleanliness of parks I have visited. I am mainly at Silver Creek and just have never run into or spoken to any staff there. |
| 60 | Having modern camping available on some sites as well as corrals would increase equestrian use at Silver Creek |
| 61 | I do not know where bathrooms are at Ely, but the bathrooms at Silver are typically stocked and clean! Water pumps seem to be in good order typically at Silver as well. |
| 64 | I really like silver creek and want it to continue to be successful. I would love to visit other parks as well but am primarily a horse back rider so would need horse accessible trails and ideally camping spots. Any and all horse accommodations are appreciated! |
| 71 | Staff was easily found and visited frequently |
| 73 | Thank you for the survey! Please include larger parking areas for those of us w larger horse trailers! Thank you |
| 80 | Thanks! |
| 87 | See previous comments |
| 94 | Please get the homeless/druggies out of Ely and Silver Creek. Make the north side Ely sites horse camping ONLY again. Must have a HORSE...I used to have yearly pass...I haven't in 3 yrs because I don't feel safe in camp anymore. |
| 97 | I do wish that the Ely Lake, Pine Point, Little John area had more equestrian trails. And I do think the staff at Ely Lake and Silver creek do a great job. |
| 107 | Staff should be available to contact. Called number for silver creek and got a recording machine. On duty staff should be available by forwarding office number to working persons cell phone. Needed jumper cables. |
| 114 | We need easy access to parking and campsites at Silver creek. Its hard to get a small truck and 2 horse trailer in most sites, and even the day ride area, let alone a 4 or 6 horse full living quarters trailer. Its IMPOSSIBLE to get a dually truck into most camping spots, even with a very small horse trailer. Too many trees in the camp sites, to ve able to maneuver a rig in or out |
| 115 | Silver Creek pavilion could use lighting for night use. |
| 116 | Love Silver Creek. Just need to make parking and roads easier for more people to access. Modern toilets and more water pumps would be nice. |
| 124 | Improve day parking area and restrooms at Silver Creek. |
| 125 | Improve the day parking area and restrooms at Silver Creek. |
| 131 | Better survey!! Need more N/A for things that are not relevant. I saw only 1 ranger once. No Multiuse trails for horse trails Better sites to park 30 foot trailers |
| 135 | Post times/promote when swing bridge is going to be operated so we can come be a part of it and experience it. What a neat thing...need to showcase it better, maybe include a history talk with it |
| 138 | I think the county should help lead efforts to secure more public beaches and access to Lake Michigan |

| ResponseID | Response |
|------------|--|
| 142 | It would be nice to see Silver creek modernized . |
| 148 | Thank you for opening the plan for the public comment! It will be nice to have more equestrian trails, improved trails and campgrounds. |
| 172 | Need areas to ride off road vehicles such as side by sides |
| 173 | Electric and septic and running water for equestrian trails |
| 178 | remove trees in the front edges of the sites. You have a narrow road and too many trees to get into the sites. Come to the campgroun and watch people try to park in your sites. |
| 179 | Could use more restrooms in the Silver Creek equestrian area. More day use parking in the silver Creek equestrian area. The roads in the Silver Creek equestrian area could be widened and better access to the campsites. Hard to get in and out of them. Also hard to get in and out of the day use area and not enough parking in them |
| 192 | There is absolutely no need to change the west side county park! Cutting into the bluff to create an ADA accommodating access is a total waste of money! |
| 194 | Prevent all but emergency vehicles on beaches. Keep horses off West Side Park and beach. |
| 198 | Fulfill west side plan. |
| 210 | Love West Side park. The restrooms are very primitive and buggy. |
| 211 | good place to visit |
| 213 | The central focus of west side is the beach so the fact that the south access was removed is a critical aspect of the park that isn't functioning. This should be the highest priority in this park to fix. The access road is a massive waste of money and a stairway is much more critical. |
| 214 | I think your survey was very poorly designed. |
| 232 | In general parks and recreation does a very good job. |
| 235 | The access ramp is a waste of money and destroys the beauty of the park. Alternatively make a nice viewing pad near the gazebo. Or if handicapped access is required install a mechanical lift adjacent to the North stairs |
| 242 | west side county park needs better access pier cove leave it alone |
| 244 | It sounds stupid but I ended up at a Pier Cove park thinking it was the West Side Park because of the parked cars and people in swim suits etc. Maybe put up a big sign saying how much further down the road it is the West Side Park. |
| 245 | Could use more signs on highway and along Lakeshore Dr to advertise West Side park. |
| 249 | Please post larger signs directing people to West Side Park . Building Pickleball courts (4-8) would be a huge asset to the park. |
| 251 | I think that the proposal for a pathway "for emergency vehicles" to the beach should be rejected. Experience with private paved pathways to the beach is that they promote erosion, especially during high water. Further, they are an invitation for other vehicles - and horses - to access the beach. I question the need and utility of such an access for emergency vehicles. Finally, it would require the removal of a number of trees and vegetation, both of which are positive aspects of the current park. The potential problems far outweigh the theoretical risks. |
| 253 | I hard to answer questions about amenities missing because they might be missing it but it's OK with me on some things and other things they might be missing and I wish they had and it didn't distinguish between the two thoughts |
| 262 | Many of the Silver Creek trails have become very deep and sandy. Perhaps adding or mixing another product to certain trail areas would make them more passable and easier to navigate. |
| 266 | West Side is a jewel of a park and the staff does a very good job of keeping it in great shape. |
| 269 | The roads and Day parking areas at Silver Creek needs gravel. Apply more to grants or do a millage to get money to help maintain the parks. |
| 274 | Disc golf is a great way to get people out to the parks and enjoying natural areas. It would enhance the community |
| 277 | Thank you for hearing community feedback. |
| 281 | campgrounds need more staff on hand, just can't appear for an hour or so in the morning and then at night, this would help with the vandalism and make campers more comfortable. More and more we are locking things up both day and night. |
| 282 | Overall, pleased with what the county currently provides. Typically utilize boat launches and playgrounds at your facilities. Would love to see disc golf added at the larger, wooded parks. |
| 283 | Grateful for the people that are working at Little John and getting the disc golf course operational. It is tons of work but very much appreciated. |
| 287 | We appreciate everything the county does to make life great in Allegan. |
| 294 | The equestrian trails are amazing! I love the primitive camping. Leave the equestrian camping areas as natural as possible. Thank you for all our beautiful parks, and to those who maintain them! |
| 295 | Keep up the good work Just need more family friendly disc golf course.. one along the river would be great the more scenery the better |

| ResponseID | Response |
|------------|---|
| 300 | Love Silver creek equine camping and trails because of the proximity and large sites and tree coverage but would love to see corrals like Yankee springs or Ionia or most recently fort Custer |
| 301 | AARP has grants available for things that encourage physical activities for seniors. I wouldn't be surprised if there were such grants that would do the same for Veterans. |
| 314 | Consider using some of your property to add disc golf courses. Disc golf courses are a great way for people to build community and is good exercise! |
| 327 | We would really appreciate more disc golf course options! Contact Eagles Wings Disc Golf if you want help planning and installing courses. |
| 332 | Keep Silver Creek rustic! Don't commercialize it. |
| 345 | There is a very large community that would support a single track trail for dirt bikes through the Allegan Forest. |
| 348 | Connecting tracks of land/parks/trails to make larger wildlife corridors would benefit the animals (& humans) and plants as well as the hunters. Water quality and air quality would also improve. It would make what we have even better. Should be a long term continuous goal. |
| 361 | All staff encountered were awesome. It's clear they could use help and more people. |
| 366 | More disc golf course |
| 421 | My family loves going to the Allegan Co parks! Most of the time they are clean and well maintained. Thank you to the parks dept. |

Playground Donation Info - Installed in 2015 with an approximate cost of \$100,000 (pre-installation) in 2015. In very good shape.





PO Box 1409
 Holland, MI 49422-1409
 Ph: 800-444-4954 Fax: 616-392-8634

02/20/2024
 Quote #
 105687-01-01

Removal and Relocation of existing equipment

Allegan County
 Attn: Brandy Gildea
 113 Chestnut Street
 Allegan, MI 49010
 Phone: 269-673-0205
 Fax: 269-673-0367
 bgildea@allegancounty.org

Ship to Zip 49010

| Quantity | Part # | Description | Unit Price | Amount |
|----------|---------|--|------------------|--------------------|
| 1 | REMOVAL | Installation - Removal to salvage existing playground equipment- Does not include removal or disposal of existing curbs or surfacing. Sinclair Recreation is not responsible for any playground parts that may be damaged prior to the removal and relocation process. | \$18,900.00 | \$18,900.00 |
| 1 | INSTALL | Installation - Reinstallation of relocated playground equipment | \$31,500.00 | \$31,500.00 |
| | | | Sub Total | \$50,400.00 |
| | | | Total | \$50,400.00 |

This quotation is subject to policies in the current GameTime Playground Catalog and the following terms and conditions. Our quotation is based on shipment of all items at one time to a single destination, unless noted, and changes are subject to price adjustment. Purchases to be supported by your written purchase order made out to GAMETIME C/O SINCLAIR RECREATION. **A 2.5% PROCESSING FEE WILL BE ADDED TO ALL ORDERS PAID VIA CREDIT CARD.**

Pricing: f.o.b. factory, firm for 30 days from date of quotation unless otherwise noted on quotation. Sales tax will be added at time of invoicing unless a tax exemption certificate is provided at time of order entry.

Payment terms: Net 30 days for tax supported governmental agencies. A 1.5% per month finance charge will be imposed on all past due accounts. Equipment shall be invoiced separately from other services and shall be payable in advance of those services and project completion. Retainage not accepted.

Installation: Shall be by a Certified GameTime Installer. Customer shall be responsible for scheduling coordination and site preparation. Site should be level and permit installation equipment access. Purchaser shall be responsible for unknown conditions such as buried utilities, tree stumps, bedrock or any concealed materials or conditions that may result in additional labor or material costs. Payment terms for installation is Net 10 Days.

NOTE: PRICING **DOES NOT** INCLUDE ANY DAVIS BACON OR PREVAILING WAGE RATES UNLESS SPECIFICALLY IDENTIFIED ABOVE IN QUOTE. THERE WILL BE A BACKCHARGE FOR THE INSTALLATION TO BE DONE THROUGH FELT, PEASTONE, SURFACING, OR WOODCHIPS, UNLESS SPECIFICALLY LISTED IN ABOVE QUOTE.

Exclusions: Unless specifically included, this quotation excludes all site work and landscaping; removal of existing equipment; acceptance of equipment and off-loading; storage of goods prior to installation; equipment assembly and installation; safety surfacing; borders, drainage provisions, or any local/municipal permits or paperwork that may be required.

