

Allegan County Ground Water Study Ad-Hoc Work Group



Human Services Building
3255 – 122nd Avenue
Allegan, MI 49010
269-673-5411 Main Office
269-673-4172 Main Fax
<http://www.allegancounty.org>

Chairperson, Tom Kunetz
Vice-Chairperson, John "Ric" Curtis

Dean Kapenga,
County Commissioner
Representative
dakapenga@allegancounty.org

Chad Kraai,
Well Driller
chad@kraaiwelldrilling.com

Brian Talsma,
Conservation District
Representative
brian.talsma@macd.org

Doug Sweeris,
Municipal Water Supply
Representative
dsweeris@cityofallegan.org

Ruth Kline-Robach
Academic Representative
kliner@msu.edu

Brad Lubbers,
Agriculture Representative
javdrozd@yahoo.com

John "Ric" Curtis, Vice-chair
Community Representative
ric_curtis@comcast.net

Elizabeth Binoniemi-Smith,
Tribal Representative
elizabeth.binoniemi-smith@alt-nsn.gov

Jaclyn Hulst
Community Representative
geurinki@hotmail.com

Tom Kunetz, Chair
Community Representative
tomkunetz@gmail.com

Zachary Curtis,
Consultant
zach@maqnet4water.com

WATER STUDY WORKGROUP – AGENDA

Wednesday, May 1, 2024 – 2PM

County Services Building – Board of Commissioners Meeting Room
3255 122nd Avenue, Allegan, MI 49010
Virtual Meeting Options – Connectivity Instructions

2PM **CALL TO ORDER:**
ROLL CALL:
PUBLIC PARTICIPATION:
PRESENTATIONS:
COMMUNICATIONS:
DISCUSSION ITEMS:

- 1) Action Items (Dunham)
- 2) Meet the Health Officer (Rapp)
- 3) Groundwater Protection Strategy Workshop Feedback (All)
- 4) Groundwater Protection Strategy – Next Steps (Kunetz)
- 5) Monitoring Wells Update (Kunetz)
- 6) Private Well Assistance Program Update (Dunham)

PUBLIC PARTICIPATION: **ADJOURNMENT:**

Workgroup Tasks and Deliverables:

1. Review the final Allegan County Groundwater Study, conducted by Hydrosimulatics, Inc. and submitted to the Board on March 25, 2021.
2. Provide regular updates to the Board and a final written summary of observations and recommendations of the workgroup, within one-year of the appointment of its members, relative to the study content (and any other aspects of Allegan County's current and future state relative to water quality, including recommendations for how the County (as a geographic area) should proceed with next steps (if any) and provide particular focus on Hydrosimulatics, Inc. recommendation to pursue an interactive Decision Support System. All recommendations must be specific as to the management/oversight model, funding, root need/issue to be addressed and expected results of any next steps to be considered.
3. The Allegan County Health Department will participate in the discussions of the work group and will provide administrative support, guidance and expertise.
4. As an ad-hoc workgroup, the work of the group will be considered complete upon the delivery of item number 2 above.



Allegan County

Water Study Group



Allegan County
3283 122nd Ave
Allegan, MI 49010

STEP 1: Connect to the Meeting

- **OPTION 1: Zoom over Telephone**

- Call (929) 205-6099 -or- (312) 626-6799 -or- (253) 215-8782
- Type in Meeting ID: 897 7693 0617, then #, then # again
- Type in Meeting Password: 2024, then #
- To raise your hand to speak, press *9
- To Mute and Unmute, press *6

<STOP here>

You do not have to continue reading the rest of the instructions.

- **OPTION 2: Zoom over Web browser**

- Open Internet Explorer or Chrome
- Navigate to <https://zoom.us/j/89776930617>

- Meeting Password: 2024

<Continue with the rest of the instructions>

STEP 2: Enter registration information

Webinar Registration - Zoom

zoom.us/webinar/register/WN_YneHxuk_SjqfnMwchbtUEg

Webinar Registration

Topic: BOC Meeting - 4/9/2020

Time: Apr 9, 2020 01:00 PM in Eastern Time (US and Canada)


* Required information


First Name *

Last Name *

Email Address *

Confirm Email Address *

I'm not a robot  reCAPTCHA Privacy - Terms

Select all images with 

reCAPTCHA VERIFY

US Dollars

Language:

Current:

Footer:

- About: Zoom Blog, Customers, Our Team, Why Zoom, Features, Careers, Integrations, Partners, Investors
- Download: Meetings Client, Zoom Rooms Client, Browser Extension, Outlook Plug-in, Lync Plug-in, iPhone/iPad App, Android App
- Sales: 1.888.799.9666, Contact Sales, Plans & Pricing, Request a Demo, Webinars and Events
- Support: Test Zoom, Account, Support Center, Live Training, Feedback, Contact Us, Accessibility

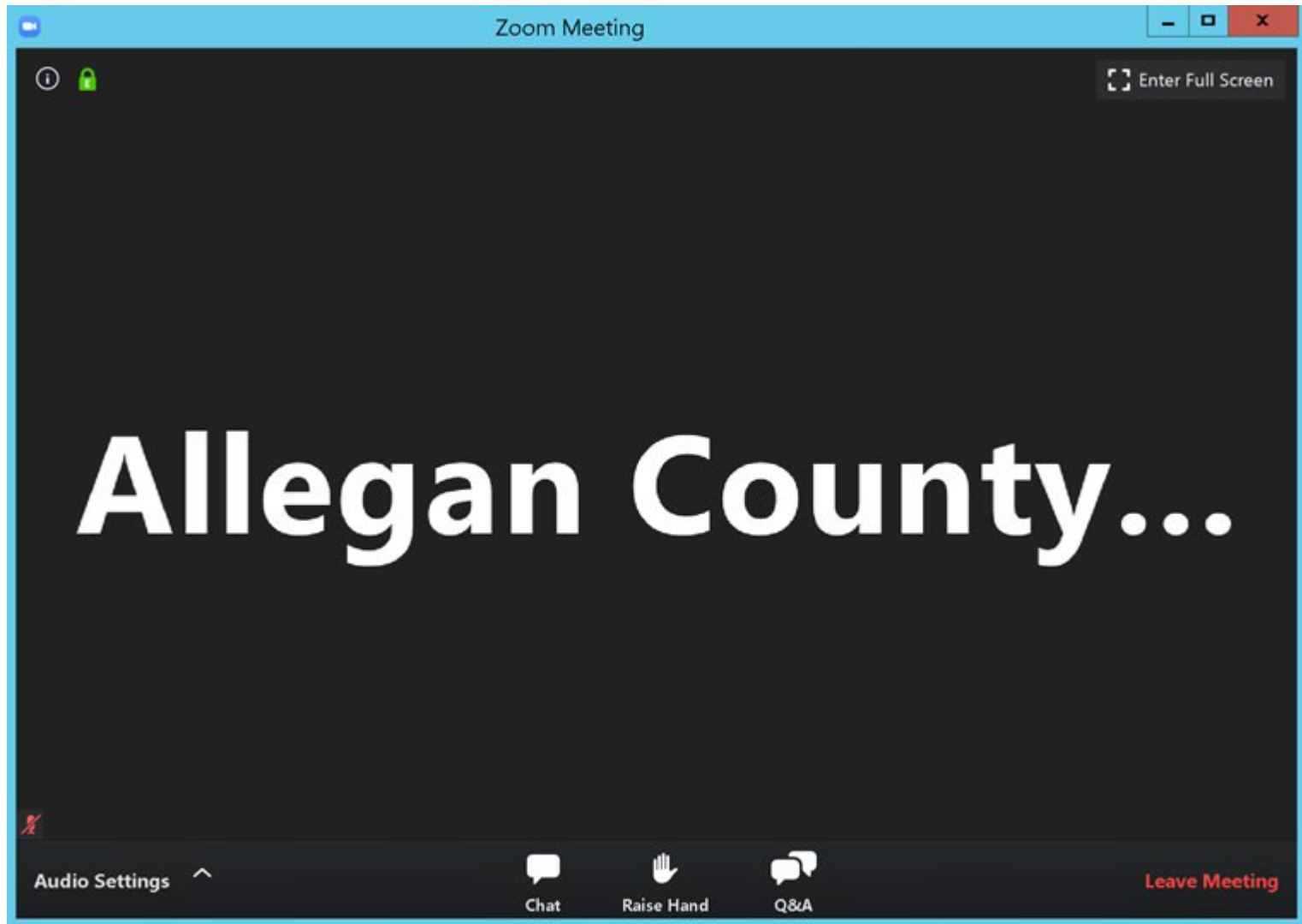
1. Enter name and email

2. Click this box

4. Click when done.

3. Answer challenge question

STEP 3: This Window will appear when connected.



STEP 4: Adjust audio settings (if needed)

The screenshot shows the Zoom application interface. A vertical black bar on the left side of the screen has a blue arrow labeled '1' pointing to it. A blue arrow labeled '2' points to the 'Audio' settings panel. The 'Audio' settings panel is open, showing options for Speaker and Microphone. The 'Speaker' section includes a 'Test Speaker' button and a 'Remote Audio' dropdown menu. Below these are sliders for 'Output Level' and 'Volume'. The 'Microphone' section includes a 'Test Mic' button and a dropdown menu. Below these are sliders for 'Input Level' and 'Volume', and a checked checkbox for 'Automatically adjust volume'. At the bottom of the settings panel, there are several unchecked checkboxes: 'Use separate audio device to play ringtone simultaneously', 'Automatically join audio by computer when joining a meeting', and 'Mute my microphone when joining a meeting'. There are also two checked checkboxes: 'Press and hold SPACE key to temporarily unmute yourself' and 'Sync buttons on headset'. An 'Advanced' button is located at the bottom right of the settings panel. In the background, a meeting window is visible with a title bar that says 'Economic Development - Greg King, Director' and 'ADMINISTRATIVE REPORTS:'. Below the title bar, there is a list of 'CONSENT ITEMS:' with one item: '1. Motion to approve of claims paid and to incorporate into proceedings of the Board (3/20/20 & 3/27/20)'. At the bottom of the screen, there is a meeting control bar with icons for 'Chat', 'Raise Hand', and 'Q&A'.

Settings

General

Video

Audio

Share Screen

Virtual Background

Recording

Statistics

Feedback

Keyboard Shortcuts

Accessibility

Speaker

Test Speaker Remote Audio

Output Level:

Volume:

Microphone

Test Mic

Input Level:

Volume:

Automatically adjust volume

Use separate audio device to play ringtone simultaneously

Automatically join audio by computer when joining a meeting

Mute my microphone when joining a meeting

Press and hold SPACE key to temporarily unmute yourself

Sync buttons on headset

Advanced

269-673-4514
mthiele@allegancounty.org

Economic Development — Greg King, Director
ADMINISTRATIVE REPORTS:

DISTRICT 4
Mark DeYoung
616-318-9612
mdeyoung@allegancounty.org

CONSENT ITEMS:

1. Motion to approve of claims paid and to incorporate into proceedings of the Board (3/20/20 & 3/27/20)

Audio Settings

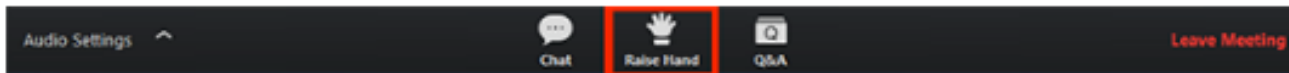
Chat Raise Hand Q&A

STEP 5: Raise hand to be recognized to speak.

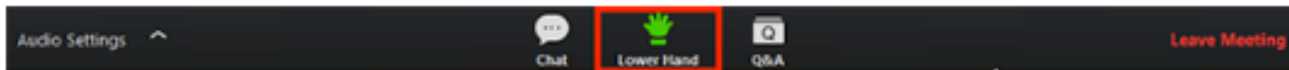
- Once “Raise Hand” is clicked, the Board Chairperson will receive notice and may UNMUTE your microphone when ready and verbally recognize you to speak.

On bottom of screen.

1. Click **Raise Hand** in the Webinar Controls.



2. The host will be notified that you've raised your hand.
3. Click **Lower Hand** to lower it if needed.



STEP 6: To leave the meeting

The screenshot shows a Zoom meeting interface. At the top, a green banner reads "You are viewing Allegan County Administration's screen" with a "View Options" dropdown. In the top right corner, there are window control buttons and an "Enter Full Screen" button. The main area displays a Microsoft Word document titled "BOC20200409_agenda [Compatibility Mode] - Word" by "Steve Sedore". The document content includes the Allegan County Board of Commissioners logo and contact information for Jim Storey and Gale Dugan. The agenda items are listed as follows:

BOARD OF COMMISSIONERS MEETING – AGENDA

DISTRICT 1
Dean Kasperge
616-218-2599
dkasperge@allegancounty.org

DISTRICT 2
Jim Storey
616-848-9767
jstorey@allegancounty.org

DISTRICT 3
Max R. Thiele
269-673-4514
mthiele@allegancounty.org

DISTRICT 4
Marti DeYoung

Virtual Meeting – Connectivity Instructions Attached

1PM

CALL TO ORDER:
ROLL CALL:
OPENING PRAYER:
PLEDGE OF ALLEGIANCE:
COMMUNICATIONS: Attached
APPROVAL OF MINUTES: Attached

PUBLIC PARTICIPATION:
ADDITIONAL AGENDA ITEMS:
APPROVAL OF AGENDA:
PRESENTATIONS:
PROCLAMATIONS:
INFORMATIONAL SESSION: Attached
ADMINISTRATIVE REPORTS:

CONSENT ITEMS:

The Zoom meeting control bar at the bottom includes "Audio Settings", "Chat", "Raise Hand", "Q&A", and a red "Leave Meeting" button. A large blue arrow points to the "Leave Meeting" button.