

Allegan County Board of Commissioners



County Services Building
3283 – 122nd Avenue
Allegan, MI 49010
269-673-0203 Main Office
269-686-5331 Main Fax
<http://www.allegancounty.org>

Jim Storey, Chair
Dean Kapenga, Vice Chair

BOARD OF COMMISSIONERS MEETING – AGENDA

Thursday, June 6, 2024 – 1 PM

County Services Building – Board Room
Virtual Connectivity Options Attached

DISTRICT 1

Jim Storey
616-848-9767
jstorey@
allegancounty.org

1 PM

CALL TO ORDER:

ROLL CALL:

OPENING PRAYER: Commissioner Jim Storey

PLEDGE OF ALLEGIANCE:

PUBLIC HEARING:

COMMUNICATIONS: None

APPROVAL OF MINUTES: May 9, 2024

PUBLIC PARTICIPATION:

ADDITIONAL AGENDA ITEMS:

APPROVAL OF AGENDA:

PRESENTATIONS:

PROCLAMATIONS:

INFORMATIONAL SESSION:

48th Circuit Court—Jennifer Brink, Administrator

ADMINISTRATIVE REPORTS:

DISTRICT 2

Mark DeYoung
616-318-9612
mdeyoung@
allegancounty.org

DISTRICT 3

Dean Kapenga
616-218-2599
dkapenga@
allegancounty.org

CONSENT ITEMS:

DISTRICT 4

Scott Beltman
616-292-1414
sbeltman@
allegancounty.org

1. Motion to approve of claims paid and to incorporate into proceedings of the Board (5/17/24 & 5/24/24 & 5/31/24 & 6/7/24)
-

ACTION ITEMS:

1. 2024 Millage Levy—set County Millage Rates (239-792)
-

DISTRICT 5

Gale Dugan
269-694-5276
gdugan@
allegancounty.org

DISCUSSION ITEMS:

1. Shoreline Erosion and Flooding (Commissioner Storey)
-

NOTICE OF APPOINTMENTS & ELECTIONS:

1. Brownfield Redevelopment Authority (A)—term expires 12/31/24

ELECTIONS:

1. Economic Development Commission
 - a. Healthcare Representative—term expires 12/31/23

Mission Statement

“The Allegan County Board of Commissioners shall plan, develop, and evaluate the necessary policies and resources to ensure our county continues to progress and prosper”

APPOINTMENTS:

1. Community Corrections Advisory Board
 - a. Business Community Representative—term expires 12/31/23
2. Local Emergency Planning Committee
 - a. Media Representative—term expired 12/31/22
 - b. Facilities Representative—term expires 12/31/25
 - c. Firefighter Representative—term expires 12/31/25
3. Tourist Council
 - a. One Representative—term expires 12/31/23
4. Jury Board (Circuit Judge recommends/Board appoints)
 - a. One Representative—term expired 8/31/23
 - b. One Representative—term expires 3/31/25

PUBLIC PARTICIPATION:

FUTURE AGENDA ITEMS:

1. OPENING PRAYER: Commissioner Dean Kapenga
2. CONSENT: Motion to approve of claims paid and to incorporate into proceedings of the Board (6/14/24 & 6/21/24 & 6/28/24)
3. ACTION: Human Services Building Chiller
4. ACTION: AAAWM—AIP 2024
5. ACTION: Public Health—approve Plan of Organization

REQUEST FOR MILEAGE:

BOARDS AND COMMISSIONS REPORTS:

ROUND TABLE:

CLOSED SESSION:

ADJOURNMENT: Next Meeting – Thursday, June 27, 2024, 1 PM @ **BOARD ROOM – COUNTY SERVICES BUILDING, COUNTY SERVICES COMPLEX.**

Please note that Regular and Special Meetings of the Board of Commissioners held in the Board Room are streamed live and recorded in accordance with the County's Live Stream & Publishing Recordings of Meetings Policy, which can be viewed on the County's website.

Your attendance constitutes your consent to audio/visual streaming and/or recording and to permit the County to broadcast your name/voice/image/content to a broader audience.



Allegan County Board of Commissioners

STEP 1: Connect to the Meeting

- OPTION 1: Zoom over Telephone

- Call (929) 205-6099 -or- (312) 626-6799 -or- (253) 215-8782
- Type in Meeting ID: 891 6032 7098, then #, then # again
- Type in Meeting Password: **471420**, then #

- To raise your hand to speak, press *9

- To Mute and Unmute, press 6*

<STOP here>

You do not have to continue reading the rest of the instructions.

- OPTION 2: Youtube

- Open Internet Explorer or Chrome
- Navigate to <https://www.youtube.com/channel/UCQliZQstN2Pa57QAItAWdKA>
- Click on image of “Live” video

<STOP here>

You do not have to continue reading the rest of the instructions.

- OPTION 3: Zoom over Web browser

- Open Internet Explorer or Chrome
- Navigate to <https://zoom.us/j/89160327098>
- Meeting Password: **Board**

<Continue with the rest of the instructions>

STEP 2: Enter registration information

Webinar Registration - Zoom

zoom.us/webinar/register/WN_YneHxuk_SjqfnMwchbtUEg

Webinar Registration

Topic: BOC Meeting - 4/9/2020

Time: Apr 9, 2020 01:00 PM in Eastern Time (US and Canada)


* Required information


First Name *

Last Name *

Email Address *

Confirm Email Address *

I'm not a robot  reCAPTCHA Privacy - Terms

Select all images with 

Lang:

Er:

Curre:

US Dollars

About
Zoom Blog
Customers
Our Team
Why Zoom
Features
Careers
Integrations
Partners
Investors

Download
Meetings Client
Zoom Rooms Client
Browser Extension
Outlook Plug-in
Lync Plug-in
iPhone/iPad App
Android App

Sales
1.888.799.9666
Contact Sales
Plans & Pricing
Request a Demo
Webinars and Events

Support
Test Zoom
Account
Support Center
Live Training
Feedback
Contact Us
Accessibility

1. Enter name and email

2. Click this box

4. Click when done.

3. Answer challenge question

STEP 3: This Window will appear when connected.



STEP 4: Adjust audio settings (if needed)


The screenshot shows the Zoom application interface. A vertical black bar on the left side of the screen has a blue arrow labeled '1' pointing to the 'Audio' menu item in the Zoom settings sidebar. A blue arrow labeled '2' points to the 'Remote Audio' option in the 'Select a Speaker' dropdown menu. The 'Settings' window is open to the 'Audio' tab, showing options for Speaker and Microphone. The 'Speaker' section includes a dropdown menu set to 'Remote Audio', an 'Output Level' slider, and a 'Volume' slider. The 'Microphone' section includes a dropdown menu set to 'Test Mic', an 'Input Level' slider, a 'Volume' slider, and a checked checkbox for 'Automatically adjust volume'. Other options include 'Use separate audio device to play ringtone simultaneously', 'Automatically join audio by computer when joining a meeting', 'Mute my microphone when joining a meeting', 'Press and hold SPACE key to temporarily unmute yourself', and 'Sync buttons on headset'. An 'Advanced' button is visible at the bottom right of the settings window. The background shows a meeting agenda with items like 'Economic Development - Greg King, Director' and 'ADMINISTRATIVE REPORTS: CONSENT ITEMS: 1. Motion to approve of claims paid and to incorporate into proceedings of the Board (3/20/20 & 3/27/20)'. The bottom of the screen shows the Zoom meeting controls with 'Chat', 'Raise Hand', and 'Q&A' buttons.

STEP 5: Raise hand to be recognized to speak.

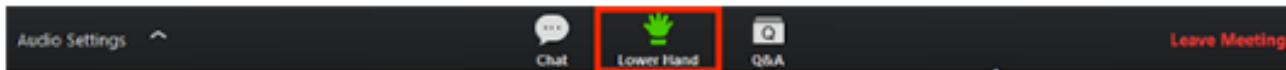
- Once “Raise Hand” is clicked, the Board Chairperson will receive notice and may UNMUTE your microphone when ready and verbally recognize you to speak.

On bottom of screen.

1. Click **Raise Hand** in the Webinar Controls.



2. The host will be notified that you've raised your hand.
3. Click **Lower Hand** to lower it if needed.



STEP 6: To leave the meeting

The screenshot shows a Zoom meeting interface. At the top, a green banner reads "You are viewing Allegan County Administration's screen" with a "View Options" dropdown. In the top right corner, there is an "Enter Full Screen" button. The main content is a document viewer displaying a Microsoft Word document titled "BOC20200409_agenda [Compatibility Mode] - Word". The document header includes the "Allegan County Board of Commissioners" logo and contact information for County Services Building, including address, phone, fax, and website. Below the header, the document title is "BOARD OF COMMISSIONERS MEETING – AGENDA". The agenda items are listed by district: DISTRICT 1 (Dean Kasperge), DISTRICT 2 (Jim Storey), DISTRICT 3 (Max R. Thiele), and DISTRICT 4 (Mick DeYoung). The agenda items include "Virtual Meeting – Connectivity Instructions Attached", "1PM CALL TO ORDER: ROLL CALL: OPENING PRAYER: PLEDGE OF ALLEGIANCE: COMMUNICATIONS: Attached APPROVAL OF MINUTES: Attached", "PUBLIC PARTICIPATION: ADDITIONAL AGENDA ITEMS: APPROVAL OF AGENDA: PRESENTATIONS: PROCLAMATIONS: INFORMATIONAL SESSION: Attached ADMINISTRATIVE REPORTS:", and "CONSENT ITEMS:". The document footer shows "PAGE 1 OF 2 251 WORDS" and a zoom level of "100%". At the bottom of the Zoom window, there is a control bar with "Audio Settings", "Chat", "Raise Hand", "Q&A", and a red "Leave Meeting" button. A large blue arrow points to the "Leave Meeting" button.