

Allegan County Board of Commissioners



County Services Building
3283 – 122nd Avenue
Allegan, MI 49010
269-673-0203 Main Office
269-686-5331 Main Fax
<http://www.allegancounty.org>

Jim Storey, Chair
Dean Kapenga, Vice Chair

BOARD PLANNING SESSION-AGENDA

Thursday, June 27, 2024, @ 9:00 AM
County Services Building, Board Room
Virtual Meeting Options Attached

DISTRICT 1
Jim Storey
616-848-9767
jstorey@
allegancounty.org

9:00 AM **CALL TO ORDER:**
ROLL CALL:
OPENING PRAYER: Commissioner Dean Kapenga
PLEDGE OF ALLEGIANCE:
PUBLIC PARTICIPATION:
ADDITIONAL AGENDA ITEMS:
APPROVAL OF AGENDA:

DISTRICT 2
Mark DeYoung
616-318-9612
mdeyoung@
allegancounty.org

DISTRICT 3
Dean Kapenga
616-218-2599
dkapenga@
allegancounty.org

DISCUSSION ITEMS:

1. Medical Examiner 2023 Annual Report–Dr. Patrick Hansma
2. Review Board Minutes & Agenda Access
3. Administrative Update

DISTRICT 4
Scott Beltman
616-292-1414
sbeltman@
allegancounty.org

OTHER ITEMS:
PUBLIC PARTICIPATION:
CLOSED SESSION: Collective bargaining strategy pursuant to MCL 15.268(1)(c).

DISTRICT 5
Gale Dugan
269-694-5276
gdugan@
allegancounty.org

FUTURE AGENDA TOPICS:

1. 2025-29 Budget Personnel Requests
2. Administrative Update

ADJOURNMENT: Next Meeting–Thursday, July 11, 2024, 9:00 AM @ COUNTY SERVICES BUILDING, BOARD ROOM.

Please note that Regular and Special Meetings of the Board of Commissioners held in the Board Room are streamed live and recorded in accordance with the County's Live Stream & Publishing Recordings of Meetings Policy, which can be viewed on the County's website.
Your attendance constitutes your consent to audio/visual streaming and/or recording and to permit the County to broadcast your name/voice/image/content to a broader audience.

Mission Statement

“The Allegan County Board of Commissioners shall plan, develop, and evaluate the necessary policies and resources to ensure our county continues to progress and prosper”



Allegan County Board of Commissioners

STEP 1: Connect to the Meeting

- OPTION 1: Zoom over Telephone

- Call (929) 205-6099 -or- (312) 626-6799 -or- (253) 215-8782
- Type in Meeting ID: 891 6032 7098, then #, then # again
- Type in Meeting Password: **471420**, then #

- To raise your hand to speak, press *9

- To Mute and Unmute, press 6*

<STOP here>

You do not have to continue reading the rest of the instructions.

- OPTION 2: Youtube

- Open Internet Explorer or Chrome
- Navigate to <https://www.youtube.com/channel/UCQliZQstN2Pa57QAItAWdKA>
- Click on image of “Live” video

<STOP here>

You do not have to continue reading the rest of the instructions.

- OPTION 3: Zoom over Web browser

- Open Internet Explorer or Chrome
- Navigate to <https://zoom.us/j/89160327098>
- Meeting Password: **Board**

<Continue with the rest of the instructions>

STEP 2: Enter registration information

Webinar Registration - Zoom

zoom.us/webinar/register/WN_YneHxuk_SjqfnMwchbtUEg

Webinar Registration

Topic: BOC Meeting - 4/9/2020

Time: Apr 9, 2020 01:00 PM in Eastern Time (US and Canada)


* Required information


First Name *

Last Name *

Email Address *

Confirm Email Address *

I'm not a robot  reCAPTCHA Privacy - Terms

Select all images with 

Lang:

Er:

Cur:

US Dollars

Footer:

- About: Zoom Blog, Customers, Our Team, Why Zoom, Features, Careers, Integrations, Partners, Investors
- Download: Meetings Client, Zoom Rooms Client, Browser Extension, Outlook Plug-in, Lync Plug-in, iPhone/iPad App, Android App
- Sales: 1.888.799.9666, Contact Sales, Plans & Pricing, Request a Demo, Webinars and Events
- Support: Test Zoom, Account, Support Center, Live Training, Feedback, Contact Us, Accessibility

1. Enter name and email

2. Click this box

4. Click when done.

3. Answer challenge question

STEP 3: This Window will appear when connected.



STEP 4: Adjust audio settings (if needed)

The screenshot shows the Zoom application interface. A large black vertical bar on the left side of the screen is highlighted with a blue arrow labeled '1'. A blue arrow labeled '2' points to the 'Audio' settings panel on the right. The 'Audio' settings panel includes a list of options on the left: General, Video, Audio (highlighted), Share Screen, Virtual Background, Recording, Statistics, Feedback, Keyboard Shortcuts, and Accessibility. The main settings area on the right is titled 'Settings' and contains the following options:

- Speaker:** Test Speaker, Remote Audio (dropdown)
- Output Level:** (slider)
- Volume:** (slider)
- Microphone:** Test Mic (dropdown)
- Input Level:** (slider)
- Volume:** (slider)
- Automatically adjust volume
- Use separate audio device to play ringtone simultaneously
- Automatically join audio by computer when joining a meeting
- Mute my microphone when joining a meeting
- Press and hold SPACE key to temporarily unmute yourself
- Sync buttons on headset


An 'Advanced' button is located at the bottom right of the settings panel. Below the settings panel, the meeting content is visible, including a name 'Economic Development - Greg King, Director', a title 'ADMINISTRATIVE REPORTS:', and a section 'CONSENT ITEMS:' with a list item: '1. Motion to approve of claims paid and to incorporate into proceedings of the Board (3/20/20 & 3/27/20)'. At the bottom of the screen, there is a meeting toolbar with icons for Chat, Raise Hand, and Q&A.

STEP 5: Raise hand to be recognized to speak.

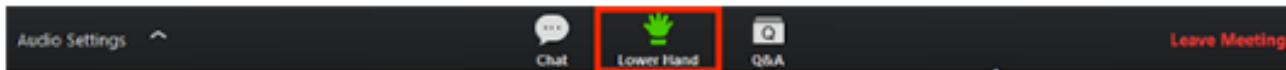
- Once “Raise Hand” is clicked, the Board Chairperson will receive notice and may UNMUTE your microphone when ready and verbally recognize you to speak.

On bottom of screen.

1. Click **Raise Hand** in the Webinar Controls.



2. The host will be notified that you've raised your hand.
3. Click **Lower Hand** to lower it if needed.



STEP 6: To leave the meeting

The screenshot shows a Zoom meeting interface. At the top, a green banner reads "You are viewing Allegan County Administration's screen" with a "View Options" dropdown. In the top right corner, there is an "Enter Full Screen" button. The main content is a document viewer displaying a Microsoft Word document titled "BOC20200409_agenda [Compatibility Mode] - Word". The document header includes the "Allegan County Board of Commissioners" logo and contact information for County Services Building, including address, phone, fax, and website. Below the header, the document title is "BOARD OF COMMISSIONERS MEETING – AGENDA". The agenda items are listed by district: DISTRICT 1 (Dean Kasperge), DISTRICT 2 (Jim Storey), DISTRICT 3 (Max R. Thiele), and DISTRICT 4 (Mick DeYoung). The central part of the agenda lists the meeting order: 1PM CALL TO ORDER, ROLL CALL, OPENING PRAYER, PLEDGE OF ALLEGIANCE, COMMUNICATIONS: Attached, APPROVAL OF MINUTES: Attached, PUBLIC PARTICIPATION, ADDITIONAL AGENDA ITEMS, APPROVAL OF AGENDA, PRESENTATIONS, PROCLAMATIONS, INFORMATIONAL SESSION: Attached, and ADMINISTRATIVE REPORTS. At the bottom of the document viewer, it shows "PAGE 1 OF 2" and "251 WORDS". Below the document viewer is a Zoom meeting control bar with icons for "Audio Settings", "Chat", "Raise Hand", and "Q&A". A red "Leave Meeting" button is located in the bottom right corner of the control bar, with a large blue arrow pointing to it.