

Allegan County Board of Commissioners



County Services Building
3283 – 122nd Avenue
Allegan, MI 49010
269-673-0203 Main Office
269-686-5331 Main Fax
<http://www.allegancounty.org>

*Jim Storey, Chairperson
Gale Dugan, Vice Chairperson*

BOARD PLANNING SESSION-AGENDA

Thursday, September 23, 2021, @ 9:00AM
County Services Building, Board Room
Virtual Meeting Options - Instructions [Attached](#)

DISTRICT 1
Dean Kapenga
616-218-2599
dkapenga@
allegancounty.org

9:00AM CALL TO ORDER:

ROLL CALL:

OPENING PRAYER: Commissioner Jim Storey

PLEDGE OF ALLEGIANCE:

PUBLIC PARTICIPATION:

ADDITIONAL AGENDA ITEMS:

APPROVAL OF AGENDA:

DISTRICT 2
Jim Storey
616-848-9767
jstorey@
allegancounty.org

DISTRICT 3
Max R. Thiele
269-673-4514
mthiele@
allegancounty.org

DISCUSSION ITEMS:

1. Draft 2022 Budget
2. Administrative Update

DISTRICT 4
Mark DeYoung
616-318-9612
mdeyoung@
allegancounty.org

OTHER ITEMS:

PUBLIC PARTICIPATION:

ADJOURNMENT: Next Meeting—Thursday, October 14, 2021, 3:00PM @ COUNTY SERVICES BUILDING, BOARD ROOM.

DISTRICT 5
Tom Jessup
269-637-3374
tjessup@
allegancounty.org

DISTRICT 6
Gale Dugan
269-694-5276
gdugan@
allegancounty.org

DISTRICT 7
Rick Cain
269-744-7918
rcain@
allegancounty.org

Mission Statement

“The Allegan County Board of Commissioners shall plan, develop, and evaluate the necessary policies and resources to ensure our county continues to progress and prosper”



Allegan County Board of Commissioners



Allegan County Board of Commissioners Meeting

September 23, 2021



Allegan County
3283 122nd Ave
Allegan, MI 49010

STEP 1: Connect to the Meeting

- OPTION 1: Zoom over Telephone

- Call (929) 205-6099 -or- (312) 626-6799 -or- (253) 215-8782
- Type in Meeting ID: 899 5058 6914, then #, then # again
- Type in Meeting Password: 92321, then #

- To raise your hand to speak, press *9
- To Mute and Unmute, press *6
<STOP here>

You do not have to continue reading the rest of the instructions.

- OPTION 2: Youtube

- Open Internet Explorer or Chrome
- Navigate to <https://www.youtube.com/channel/UCQIiZQstN2Pa57QAItAWdKA>
- Click on image of “Live” video

<STOP here>

You do not have to continue reading the rest of the instructions.

- OPTION 3: Zoom over Web browser

- Open Internet Explorer or Chrome
- Navigate to <https://zoom.us/j/89950586914>
- Meeting Password: 92321

<Continue with the rest of the instructions>

STEP 2: Enter registration information

The screenshot shows a web browser window with the URL `zoom.us/webinar/register/WN_YneHxuk_SjqfnMwchbtUEg`. The page title is "Webinar Registration".

Registration details:

- Topic: BOC Meeting - 4/9/2020
- Time: Apr 9, 2020 01:00 PM in Eastern Time (US and Canada)

Registration form fields (marked as required with a red asterisk):

- First Name *
- Last Name *
- Email Address *
- Confirm Email Address *

reCAPTCHA challenge:

- Checkbox: I'm not a robot
- Challenge: "Select all images with" (a grid of images showing various street scenes)
- Button:

Registration button:

Footer navigation links:

- About: Zoom Blog, Customers, Our Team, Why Zoom, Features, Careers, Integrations, Partners, Investors
- Download: Meetings Client, Zoom Rooms Client, Browser Extension, Outlook Plug-in, Lync Plug-in, iPhone/iPad App, Android App
- Sales: 1.888.799.9666, Contact Sales, Plans & Pricing, Request a Demo, Webinars and Events
- Support: Test Zoom, Account, Support Center, Live Training, Feedback, Contact Us, Accessibility

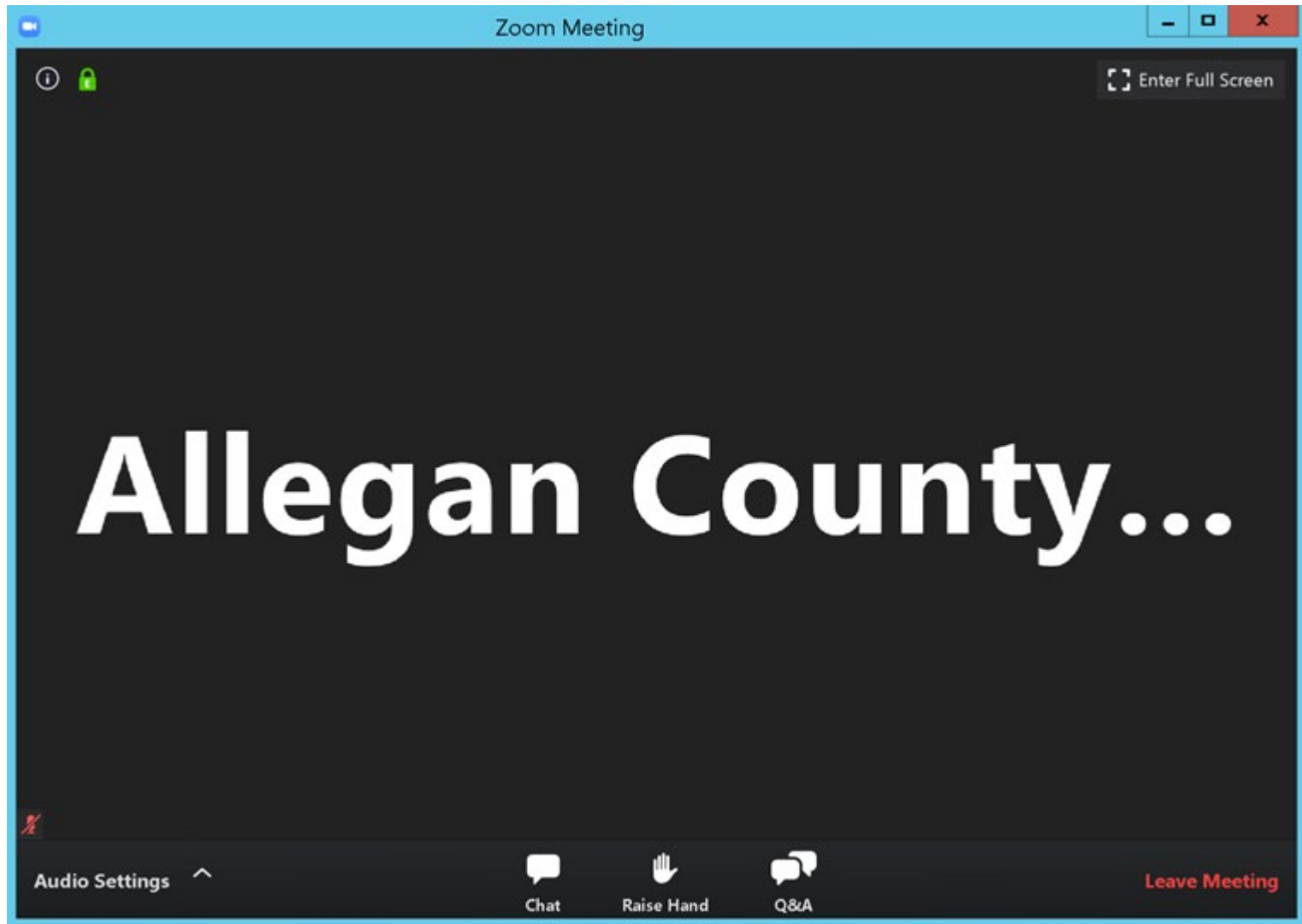
1. Enter name and email

2. Click this box

4. Click when done.

3. Answer challenge question

STEP 3: This Window will appear when connected.



STEP 4: Adjust audio settings (if needed)

The screenshot shows a meeting interface with a 'Settings' window open. The 'Audio' section is selected in the left sidebar. A context menu is open, showing options for speaker and microphone settings. Blue arrows labeled '1' and '2' indicate the steps to adjust audio settings.

Settings

- General
- Video
- Audio**
- Share Screen
- Virtual Background
- Recording
- Statistics
- Feedback
- Keyboard Shortcuts
- Accessibility

Speaker

- Test Speaker
- Remote Audio

Output Level: _____

Volume:

Microphone

- Test Mic
- _____

Input Level: _____

Volume:

Automatically adjust volume

Use separate audio device to play ringtone simultaneously

Automatically join audio by computer when joining a meeting

Mute my microphone when joining a meeting

Press and hold SPACE key to temporarily unmute yourself

Sync buttons on headset

Advanced

Context Menu:

- Select a Speaker
- Remote Audio
- Same as System
- Test Speaker & Microphone...
- Leave Computer Audio
- Audio Settings...

Meeting Content:

269-673-4514
mble@allegancounty.org

Economic Development — Greg King, Director
ADMINISTRATIVE REPORTS:

DISTRICT 4
Mark DeYoung
616-318-9612
mdeyoung@allegancounty.org

CONSENT ITEMS:

1. Motion to approve of claims paid and to incorporate into proceedings of the Board (3/20/20 & 3/27/20)

Audio Settings ^


Chat Raise Hand Q&A

STEP 5: Raise hand to be recognized to speak.

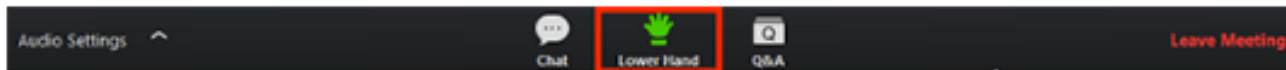
- Once “Raise Hand” is clicked, the Board Chairperson will receive notice and may UNMUTE your microphone when ready and verbally recognize you to speak.

On bottom of screen.

1. Click **Raise Hand** in the Webinar Controls.



2. The host will be notified that you've raised your hand.
3. Click **Lower Hand** to lower it if needed.



STEP 6: To leave the meeting

The screenshot shows a Zoom meeting window. At the top, a green banner reads "You are viewing Allegan County Administration's screen" with a "View Options" dropdown. In the top right corner, there is an "Enter Full Screen" button. The main area displays a Microsoft Word document titled "BOC20200409_agenda [Compatibility Mode] - Word" by "Steve Sedore". The document header includes the "Allegan County Board of Commissioners" logo and contact information for County Services Building (3283 - 122nd Avenue, Allegan, MI 49010) and the Board Chairperson (Jim Storey) and Vice Chairperson (Gale Dugan). The document title is "BOARD OF COMMISSIONERS MEETING - AGENDA". The agenda items are listed under four districts: DISTRICT 1 (Dean Kasperge), DISTRICT 2 (Jim Storey), DISTRICT 3 (Max R. Thiele), and DISTRICT 4 (Marilyn DeYoung). The agenda items include: Virtual Meeting - Connectivity Instructions (Attached), 1PM CALL TO ORDER, ROLL CALL, OPENING PRAYER, PLEDGE OF ALLEGIANCE, COMMUNICATIONS: Attached, APPROVAL OF MINUTES: Attached, PUBLIC PARTICIPATION, ADDITIONAL AGENDA ITEMS, APPROVAL OF AGENDA, PRESENTATIONS, PROCLAMATIONS, INFORMATIONAL SESSION: Attached, ADMINISTRATIVE REPORTS, and CONSENT ITEMS. At the bottom of the document viewer, it says "PAGE 1 OF 2 251 WORDS" and "100%". Below the document viewer is a Zoom meeting control bar with "Audio Settings", "Chat", "Raise Hand", "Q&A", and a red "Leave Meeting" button. A large blue arrow points to the "Leave Meeting" button.