

Allegan County Broadband Action Workgroup



County Services Building
3283 – 122nd Avenue
Allegan, MI 49010
269-673-0203 Main Office
269-686-5331 Main Fax
<http://www.allegancounty.org>

*Austin Marsman, Chairperson
Tim Kotas, Vice-Chairperson*

Jim Storey,
County Commissioner
Representative
616.848.9767
jstorey@allegancounty.org

Robert Mach,
Medical Representative
269.673.8424
robert.mach@ascension.org

Mandy Cooper,
Economic Development
Representative
616.772.5226
amanda.cooper@lakeshoreadyantage.com

Pamela Armstrong,
City/Township
Representative
269.673.4625
parmstrong@alleganlibrary.org

Tim Kotas,
City/Township
Representative
630.842.0933
timkotas@timkotas.com

Ted Siler,
Holland DPW Representative
616.355.1572
tsiler@hollandbpw.com

William Brown,
AAESA Representative
william.brown@alleganaesa.org

Austin Marsman,
Local Public Schools
Representative
269.568.3931
austinmarsman@gmail.com

Gerald Williams,
Industry/Large Employer
Representative
269.793.0035
jawilliams@williamstooling.com

BROADBAND ACTION WORKGROUP – AGENDA

Tuesday, October 12, 2021 – 4PM

County Services Building, Board Room
3283 122nd Avenue, Allegan, MI 49010

Virtual Meeting Options – Connectivity Instructions **Attached**

4PM **CALL TO ORDER:** Chairperson Austin Marsman

ROLL CALL:

PLEDGE OF ALLEGIANCE:

PUBLIC PARTICIPATION:

PRESENTATIONS: Introduction to Merit

COMMUNICATIONS:

DISCUSSION ITEMS:

1. Regular Standing Meeting Schedule
2. Development of recommended minimum standards
3. Broadband data and maps review
BACKGROUND: Vice Chair will lead this discussion with the work he has done.

PUBLIC PARTICIPATION:

ADJOURNMENT: Thursday, October 21, 2021 3PM – 4:30PM

Broadband Action Workgroup Goals:

- Step 1 – Upon verification of eligibility through the ARPA funds or identification/allocation of alternative funds, hire a directly employed or contracted project lead (and possibly team) to lead the project and deliver results for Board approved Specific, Measurable, Actionable, Realistic, Time-based (S.M.A.R.T.) goals.
- Step 2 – Consider partners, technical professionals, and other stakeholders to serve as an advisory resource to the project team.
- Step 3 – Gather necessary and relevant data to form S.M.A.R.T. goals.
- Step 4 – Consider plans, proposals, legislative initiatives and other resources to establish and implement plans for increased accessibility.



Allegan County

Broadband Action Workgroup

October 12, 2021



Allegan County
3283 122nd Ave
Allegan, MI 49010

STEP 1: Connect to the Meeting

- OPTION 1: Zoom over Telephone

- Call (929) 205-6099 -or- (312) 626-6799 -or- (253) 215-8782
- Type in Meeting ID: 824 0672 4707, then #, then # again
- Type in Meeting Password: 101221, then #

- To raise your hand to speak, press *9
- To Mute and Unmute, press *6

<STOP here>

You do not have to continue reading the rest of the instructions.

- OPTION 2: Youtube

- Open Internet Explorer or Chrome
- Navigate to <https://www.youtube.com/channel/UCQIiZQstN2Pa57QAItAWdKA>
- Click on image of “Live” video

<STOP here>

You do not have to continue reading the rest of the instructions.

- OPTION 3: Zoom over Web browser

- Open Internet Explorer or Chrome
- Navigate to <https://zoom.us/j/82406724707>
- Meeting Password: 101221

<Continue with the rest of the instructions>

STEP 2: Enter registration information

Webinar Registration - Zoom

zoom.us/webinar/register/WN_YneHxuk_SjqfnMwchbtUEg

Webinar Registration

Topic: BOC Meeting - 4/9/2020

Time: Apr 9, 2020 01:00 PM in Eastern Time (US and Canada)


* Required information

First Name *


Last Name *

Email Address *

Confirm Email Address *

I'm not a robot 

Join Webinar in Progress

Select all images with 

reCAPTCHA Privacy - Terms

US Dollars

VERIFY

Language: English

Current Location: US Dollars

reCAPTCHA icons: Refresh, Audio, Information

Footer:

- About: Zoom Blog, Customers, Our Team, Why Zoom, Features, Careers, Integrations, Partners, Investors
- Download: Meetings Client, Zoom Rooms Client, Browser Extension, Outlook Plug-in, Lync Plug-in, iPhone/iPad App, Android App
- Sales: 1.888.799.9666, Contact Sales, Plans & Pricing, Request a Demo, Webinars and Events
- Support: Test Zoom, Account, Support Center, Live Training, Feedback, Contact Us, Accessibility

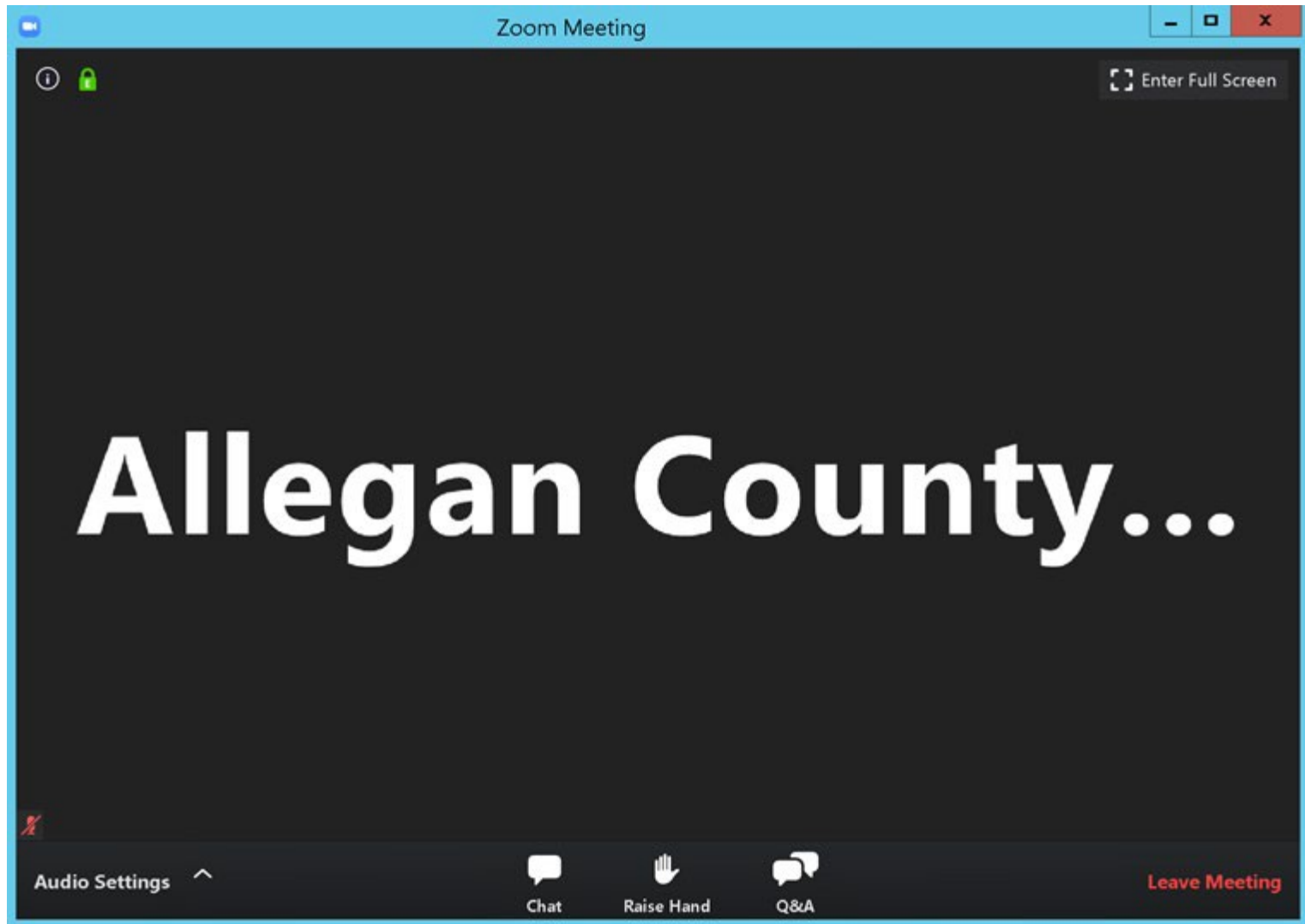
1. Enter name and email

2. Click this box

4. Click when done.

3. Answer challenge question

STEP 3: This Window will appear when connected.



STEP 4: Adjust audio settings (if needed)

The screenshot shows the Zoom application interface. A large black vertical bar on the left side of the screen is highlighted with a blue arrow labeled '1'. A blue arrow labeled '2' points to the 'Audio' settings panel on the right. The 'Audio' settings panel includes a list of options on the left: General, Video, Audio (highlighted), Share Screen, Virtual Background, Recording, Statistics, Feedback, Keyboard Shortcuts, and Accessibility. The main settings area on the right is titled 'Settings' and contains the following options:

- Speaker:** Test Speaker, Remote Audio (dropdown)
- Output Level:** (slider)
- Volume:** (slider)
- Microphone:** Test Mic (dropdown)
- Input Level:** (slider)
- Volume:** (slider)
- Automatically adjust volume
- Use separate audio device to play ringtone simultaneously
- Automatically join audio by computer when joining a meeting
- Mute my microphone when joining a meeting
- Press and hold SPACE key to temporarily unmute yourself
- Sync buttons on headset

An 'Advanced' button is located at the bottom right of the settings panel. Below the settings panel, the meeting title 'Economic Development - Greg King, Director ADMINISTRATIVE REPORTS:' is visible, along with contact information for Mark DeYoung and a list of consent items. A blue arrow labeled '1' points to the 'Audio Settings...' option in the bottom left corner of the screen.

Select a Speaker

- Remote Audio
- Same as System
- Test Speaker & Microphone...
- Leave Computer Audio
- Audio Settings...

Economic Development - Greg King, Director
ADMINISTRATIVE REPORTS:

DISTRICT 4
Mark DeYoung
816-318-9612
mdeyoung@allegancounty.org

CONSENT ITEMS:

1. Motion to approve of claims paid and to incorporate into proceedings of the Board (3/20/20 & 3/27/20)

Audio Settings ^


Chat Raise Hand Q&A

STEP 5: Raise hand to be recognized to speak.

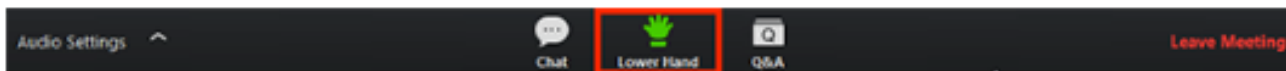
- Once “Raise Hand” is clicked, the Board Chairperson will receive notice and may UNMUTE your microphone when ready and verbally recognize you to speak.

On bottom of screen.

1. Click **Raise Hand** in the Webinar Controls.



2. The host will be notified that you've raised your hand.
3. Click **Lower Hand** to lower it if needed.



STEP 6: To leave the meeting

The screenshot shows a Zoom meeting window. At the top, a green banner reads "You are viewing Allegan County Administration's screen" with a "View Options" dropdown. In the top right corner, there are window control buttons and an "Enter Full Screen" button. The main content area displays a Microsoft Word document titled "BOC20200409_agenda [Compatibility Mode] - Word" by "Steve Sedore". The document header includes the "Allegan County Board of Commissioners" logo and contact information for County Services Building (3283 - 122nd Avenue, Allegan, MI 49010) and Chairperson Jim Storey and Vice Chairperson Gale Dugan. The agenda items are listed under "BOARD OF COMMISSIONERS MEETING - AGENDA":

- DISTRICT 1**: Dean Kapenga (616-216-2599, dkapenga@allegancounty.org)
- DISTRICT 2**: Jim Storey (616-848-9767, jstorey@allegancounty.org)
- DISTRICT 3**: Max R. Thiele (269-673-4514, mthiele@allegancounty.org)
- DISTRICT 4**: (partially visible)

The agenda items include: Virtual Meeting - Connectivity Instructions **Attached**; 1PM **CALL TO ORDER**; **ROLL CALL**; **OPENING PRAYER**; **PLEDGE OF ALLEGIANCE**; **COMMUNICATIONS**: Attached; **APPROVAL OF MINUTES**: Attached; **PUBLIC PARTICIPATION**; **ADDITIONAL AGENDA ITEMS**; **APPROVAL OF AGENDA**; **PRESENTATIONS**; **PROCLAMATIONS**; **INFORMATIONAL SESSION**: Attached; **ADMINISTRATIVE REPORTS**; and **CONSENT ITEMS**.

At the bottom of the Zoom window, there is a control bar with "Audio Settings", "Chat", "Raise Hand", "Q&A", and a red "Leave Meeting" button. A large blue arrow points to the "Leave Meeting" button.