

Allegan County
Board of
Commissioners



County Services Building
3283 – 122nd Avenue
Allegan, MI 49010
269-673-0203 Main Office
269-686-5331 Main Fax
<http://www.allegancounty.org>

DISTRICT 1
Dean Kapenga
616-218-2599
dkapenga@
allegancounty.org

NOTICE

DISTRICT 2
Jim Storey
616-848-9767
jstorey@
allegancounty.org

The following meeting is by virtual “remote” attendance:

DISTRICT 3
Max R. Thiele
269-673-4514
mthiele@
allegancounty.org

Board of Commissioners Meeting

Thursday, July 9, 2020 @ 1:00 PM

Connectivity Instructions Attached

DISTRICT 4
Mark DeYoung
616-381-9612
mdeyoung@
allegancounty.org

DISTRICT 5
Tom Jessup
269-637-3374
tjessup@
allegancounty.org

DISTRICT 6
Gale Dugan
269-694-5276
gdugan@
allegancounty.org

DISTRICT 7
Rick Cain
269-744-7918
rcain@
allegancounty.org

Mission Statement

“The Allegan County Board of Commissioners shall plan, develop, and evaluate the necessary policies and resources to ensure our county continues to progress and prosper”



Allegan County Board of Commissioners

Meeting
July 9, 2020 @ 1:00p

Connecting via Zoom Webinar



Allegan County
3283 122nd Ave
Allegan, MI 49010

Copyright © 2020 County of Allegan. All rights reserved.

STEP 1: Connect to the Zoom Site

- OPTION 1: Telephone

- Call (929) 205-6099 -or- (312) 626-6799 -or- (253) 215-8782
- Type in Meeting ID: 870-5948-5010, then #, then # again
- Type in Meeting Password: 7920, then #

- To raise your hand to speak, press *9
- To Mute and Unmute, press *6

<STOP here>

You do not have to continue reading the rest of the instructions.

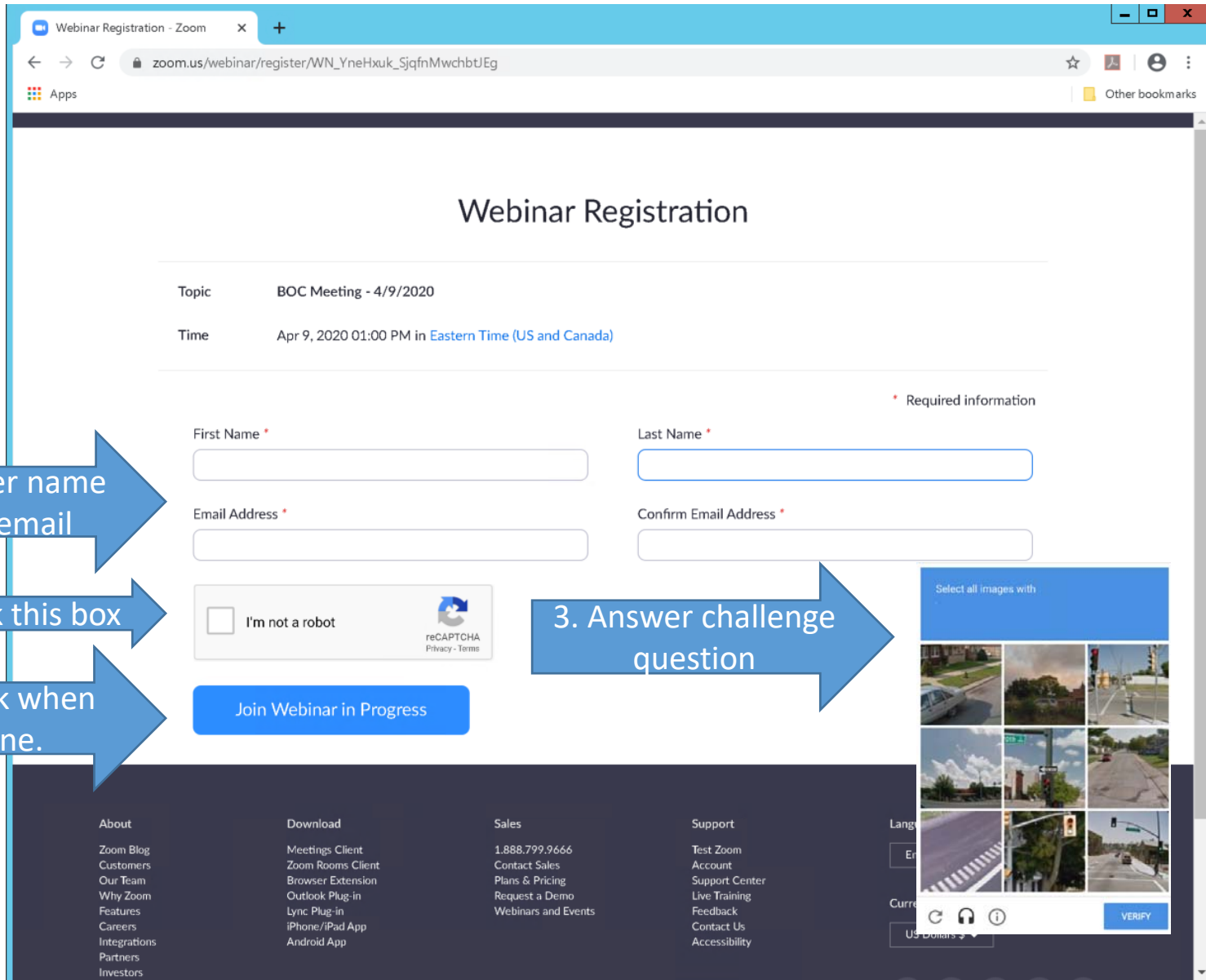
- OR -

- OPTION 2: Web browser

- Open Internet Explorer or Chrome
- Navigate to <https://zoom.us/j/87059485010>
- Meeting Password: 7920

<Continue with the rest of the instructions>

STEP 2: Enter registration information



Webinar Registration - Zoom

zoom.us/webinar/register/WN_YneHxuk_SjqfnMwchbtJEg

Webinar Registration

Topic BOC Meeting - 4/9/2020

Time Apr 9, 2020 01:00 PM in Eastern Time (US and Canada)


* Required information

First Name *


Last Name *

Email Address *

Confirm Email Address *

I'm not a robot  reCAPTCHA Privacy - Terms

Join Webinar in Progress

Select all images with 

VERIFY

US Dollars

Language

Enter

Current

Support

Test Zoom

Account

Support Center

Live Training

Feedback

Contact Us

Accessibility

Sales

1.888.799.9666

Contact Sales

Plans & Pricing

Request a Demo

Webinars and Events

Download

Meetings Client

Zoom Rooms Client

Browser Extension

Outlook Plug-in

Lync Plug-in

iPhone/iPad App

Android App

About

Zoom Blog

Customers

Our Team

Why Zoom

Features

Careers

Integrations

Partners

Investors

1. Enter name and email

2. Click this box

4. Click when done.

3. Answer challenge question

STEP 3: This Window will appear when connected.



STEP 4: Adjust audio settings (if needed)

1

Select a Speaker
✓ Remote Audio
Same as System
Test Speaker & Microphone...
Leave Computer Audio
Audio Settings...

2

Settings

General
Video
Audio
Share Screen
Virtual Background
Recording
Statistics
Feedback
Keyboard Shortcuts
Accessibility

Speaker: Test Speaker Remote Audio

Output Level: [Slider]

Volume: [Slider]

Microphone: Test Mic

Input Level: [Slider]

Volume: [Slider]

Automatically adjust volume

Use separate audio device to play ringtone simultaneously

Automatically join audio by computer when joining a meeting

Mute my microphone when joining a meeting

Press and hold SPACE key to temporarily unmute yourself

Sync buttons on headset

Advanced

269-673-4514
mblee@allegancounty.org

Economic Development — Greg King, Director
ADMINISTRATIVE REPORTS:

DISTRICT 4
Mark DeYoung
816-318-9612
mdeyoung@allegancounty.org

CONSENT ITEMS:

1. Motion to approve of claims paid and to incorporate into proceedings of the Board (3/20/20 & 3/27/20)

Audio Settings ^

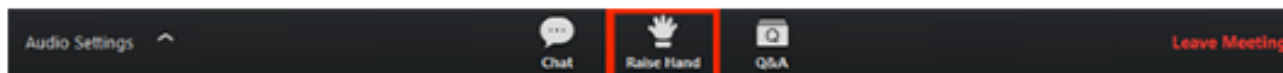
Chat Raise Hand Q&A

STEP 5: Raise hand to be recognized to speak.

- Once “Raise Hand” is clicked, the Board Chairperson will receive notice and may UNMUTE your microphone when ready and verbally recognize you to speak.

On bottom of screen.

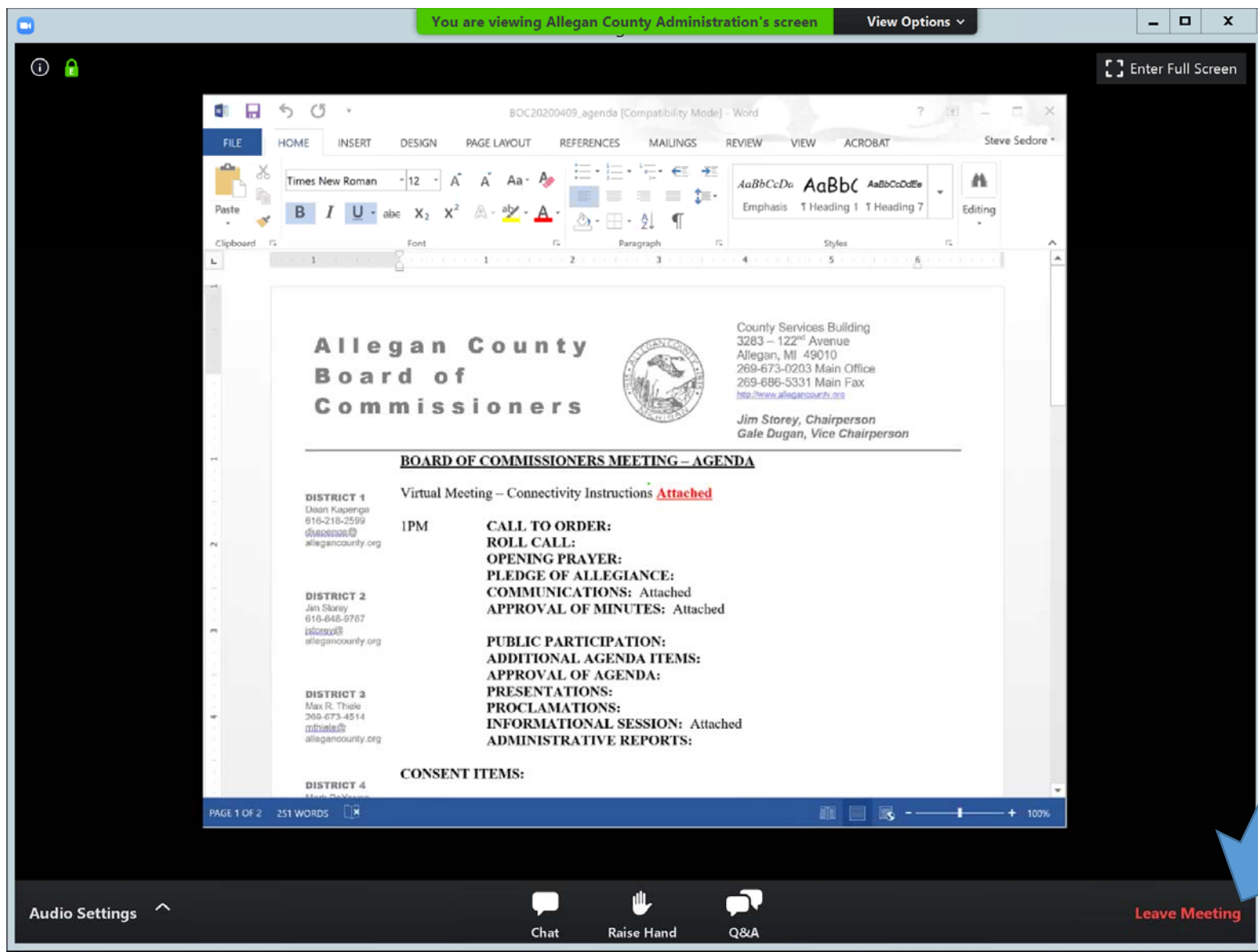
1. Click **Raise Hand** in the Webinar Controls.



2. The host will be notified that you've raised your hand.
3. Click **Lower Hand** to lower it if needed.



STEP 6: To leave the meeting



The screenshot displays a Zoom meeting interface. At the top, a green banner reads "You are viewing Allegan County Administration's screen" with a "View Options" dropdown. The main content is a document viewer showing a Microsoft Word document titled "BOC20200409_agenda [Compatibility Mode] - Word". The document header includes the "Allegan County Board of Commissioners" logo and contact information for Jim Storey and Gale Dugan. The agenda items listed are:

- DISTRICT 1** (Dean Kapenga): Virtual Meeting – Connectivity Instructions **Attached**
- DISTRICT 2** (Jan Storey)
- DISTRICT 3** (Max R. Thiele)
- DISTRICT 4** (Mark Drayton)

The agenda items include: IPM, CALL TO ORDER, ROLL CALL, OPENING PRAYER, PLEDGE OF ALLEGIANCE, COMMUNICATIONS: Attached, APPROVAL OF MINUTES: Attached, PUBLIC PARTICIPATION, ADDITIONAL AGENDA ITEMS, APPROVAL OF AGENDA, PRESENTATIONS, PROCLAMATIONS, INFORMATIONAL SESSION: Attached, ADMINISTRATIVE REPORTS, and CONSENT ITEMS.

At the bottom of the Zoom window, the control bar includes "Audio Settings", "Chat", "Raise Hand", "Q&A", and a red "Leave Meeting" button. A large blue arrow points to the "Leave Meeting" button.