

Allegan County Broadband Action Workgroup



County Services Building
3283 – 122nd Avenue
Allegan, MI 49010
269-673-0203 Main Office
269-686-5331 Main Fax
<http://www.allegancounty.org>

Austin Marsman, Chairperson
Tim Kotas, Vice-Chairperson

Jim Storey,
County Commissioner
Representative
616.848.9767
jstorey@allegancounty.org

Robert Mach,
Medical Representative
269.673.8424
robert.mach@ascension.org

Mandy Cooper,
Economic Development
Representative
616.772.5226
amanda.cooper@lakeshoreadyantage.com

Pamela Armstrong,
City/Township
Representative
269.673.4625
parmstrong@alleganlibrary.org

Tim Kotas,
City/Township
Representative
630.842.0933
timkotas@timkotas.com

Ted Siler,
Holland DPW Representative
616.355.1572
tsiler@hollandbpw.com

William Brown,
AAESA Representative
william.brown@alleganaesa.org

Austin Marsman,
Local Public Schools
Representative
269.568.3931
austinmarsman@gmail.com

Gerald Williams,
City/Township
Representative
269.793.0035
jawilliams@williamstooling.com

Penny Bursma,
Industry/Large Employer
Representative
269.686.1840
penny.bursma@perrigo.com

Scott Beltman,
Agriculture Representative
616.292.1414
scottbeltman2@gmail.com

BROADBAND ACTION WORKGROUP – AGENDA

Thursday, March 3, 2022 – 4PM

County Services Building, Board Room
3283 122nd Avenue, Allegan, MI 49010

Virtual Meeting Options – Connectivity Instructions **Attached**

4PM **CALL TO ORDER:** Chairperson Austin Marsman

ROLL CALL:

PLEDGE OF ALLEGIANCE:

PUBLIC PARTICIPATION:

PRESENTATIONS:

1. Great Lakes Energy
2. Bloomingdale Communications

COMMUNICATIONS:

APPROVAL OF MINUTES:

February 16, 2022

REPORTS/UPDATES:

1. County Administrator
2. Broadband Project Manager

ACTION ITEMS

1. NCS Survey Questions (review & discuss)

DISCUSSION ITEMS

1. Local Government Meeting
2. Local Governments Communication Update
3. Lee Township Project Update
4. Plainwell Industrial Park Project Update

PUBLIC PARTICIPATION:

ADJOURNMENT: Next Meeting scheduled for Thursday, March 17, 2022, @ 4PM.

Broadband Action Workgroup Goals:

- Step 1 – Upon verification of eligibility through the ARPA funds or identification/allocation of alternative funds, hire a directly employed or contracted project lead (and possibly team) to lead the project and deliver results for Board approved Specific, Measurable, Actionable, Realistic, Time-based (S.M.A.R.T.) goals.
- Step 2 – Consider partners, technical professionals, and other stakeholders to serve as an advisory resource to the project team.
- Step 3 – Gather necessary and relevant data to form S.M.A.R.T. goals.
- Step 4 – Consider plans, proposals, legislative initiatives and other resources to establish and implement plans for increased accessibility.



Allegan County

Broadband Action Workgroup



Allegan County
3283 122nd Ave
Allegan, MI 49010

STEP 1: Connect to the Meeting

- OPTION 1: Zoom over Telephone

- Call (929) 205-6099 -or- (312) 626-6799 -or- (253) 215-8782
- Type in Meeting ID: 854 0746 8607, then #, then # again
- Type in Meeting Password: 2022, then #

- To raise your hand to speak, press *9
- To Mute and Unmute, press *6

<STOP here>

You do not have to continue reading the rest of the instructions.

- OPTION 2: Youtube

- Open Internet Explorer or Chrome
- Navigate to <https://www.youtube.com/channel/UCQIiZQstN2Pa57QAItAWdKA>
- Click on image of “Live” video

<STOP here>

You do not have to continue reading the rest of the instructions.

- OPTION 3: Zoom over Web browser

- Open Internet Explorer or Chrome
- Navigate to <https://us02web.zoom.us/j/85407468607>
- Meeting Password: 2022

<Continue with the rest of the instructions>

STEP 2: Enter registration information

The screenshot shows a web browser window with the URL `zoom.us/webinar/register/WN_YneHxuk_SjqfnMwchbtUEg`. The page title is "Webinar Registration".

Registration details:

- Topic: BOC Meeting - 4/9/2020
- Time: Apr 9, 2020 01:00 PM in Eastern Time (US and Canada)

Registration form fields (marked as required with an asterisk):

- First Name *
- Last Name *
- Email Address *
- Confirm Email Address *

Below the form is a reCAPTCHA challenge:

- Checkbox: I'm not a robot
- reCAPTCHA logo and "Privacy - Terms" link
- Challenge: "Select all images with" (a grid of 12 images showing various street scenes)
- Buttons: "Join Webinar in Progress" and "VERIFY"

Footer navigation links:

- About: Zoom Blog, Customers, Our Team, Why Zoom, Features, Careers, Integrations, Partners, Investors
- Download: Meetings Client, Zoom Rooms Client, Browser Extension, Outlook Plug-in, Lync Plug-in, iPhone/iPad App, Android App
- Sales: 1.888.799.9666, Contact Sales, Plans & Pricing, Request a Demo, Webinars and Events
- Support: Test Zoom, Account, Support Center, Live Training, Feedback, Contact Us, Accessibility

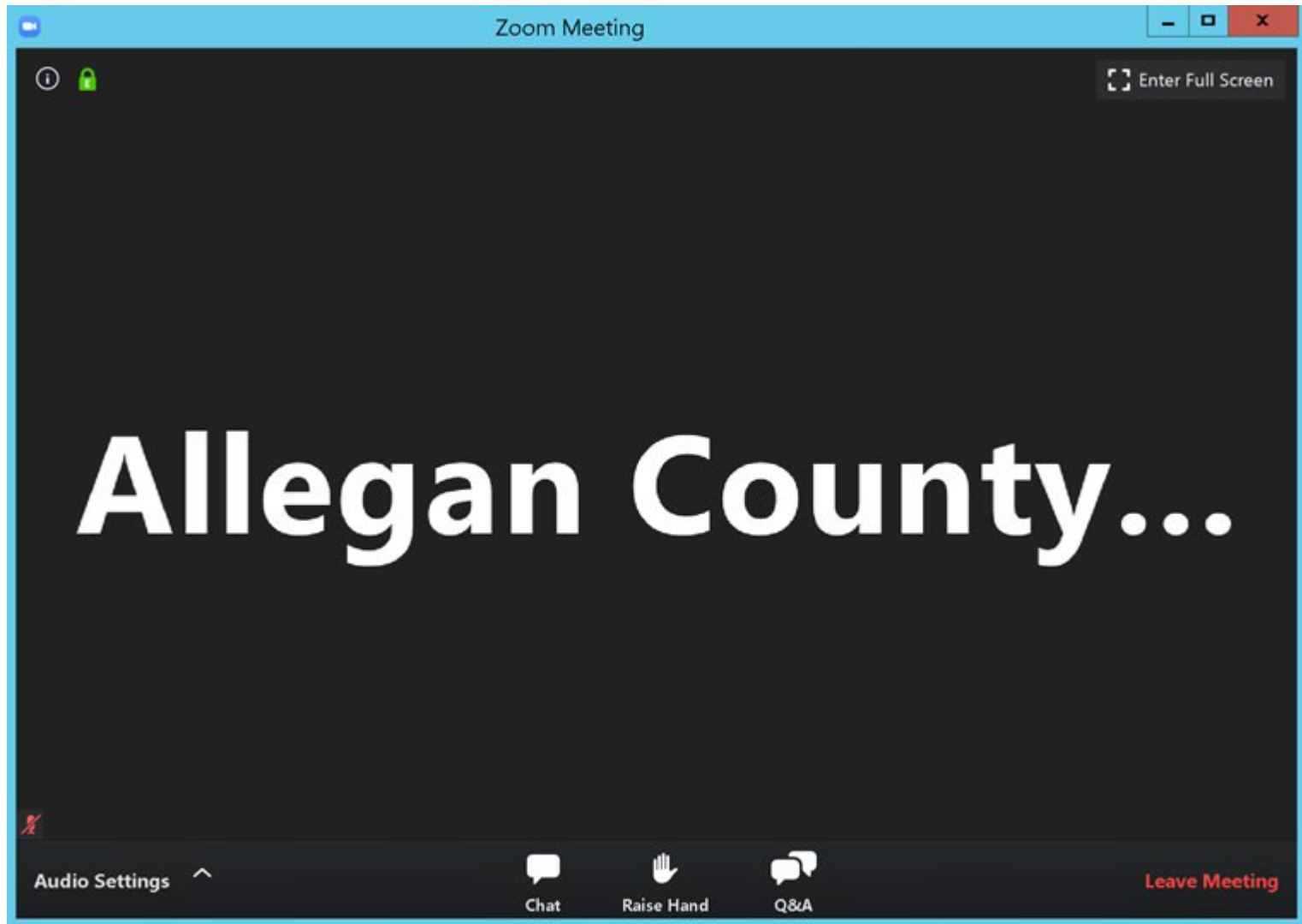
1. Enter name and email

2. Click this box

4. Click when done.

3. Answer challenge question

STEP 3: This Window will appear when connected.



STEP 4: Adjust audio settings (if needed)

The screenshot shows the Zoom application interface with the 'Settings' window open to the 'Audio' tab. A vertical black bar on the left side of the screen has a blue arrow labeled '1' pointing to the 'Audio Settings...' option in the bottom-left corner. A blue arrow labeled '2' points to the 'Remote Audio' option in the 'Speaker' section of the settings window. The 'Audio' settings window includes sections for 'Speaker' and 'Microphone', each with a dropdown menu, an 'Output Level' or 'Input Level' slider, and a 'Volume' slider. There are also several checkboxes for advanced settings like 'Automatically adjust volume', 'Use separate audio device to play ringtone simultaneously', 'Automatically join audio by computer when joining a meeting', 'Mute my microphone when joining a meeting', 'Press and hold SPACE key to temporarily unmute yourself', and 'Sync buttons on headset'. An 'Advanced' button is located at the bottom right of the settings window.

Audio Settings

- Select a Speaker
 - ✓ Remote Audio
 - Same as System
 - Test Speaker & Microphone...
 - Leave Computer Audio
 - Audio Settings...

Settings

Speaker

Test Speaker Remote Audio

Output Level: _____

Volume: _____

Microphone

Test Mic _____

Input Level: _____

Volume: _____

Automatically adjust volume

Use separate audio device to play ringtone simultaneously

Automatically join audio by computer when joining a meeting

Mute my microphone when joining a meeting

Press and hold SPACE key to temporarily unmute yourself

Sync buttons on headset

Advanced

Economic Development — Greg King, Director
ADMINISTRATIVE REPORTS:

CONSENT ITEMS:

1. Motion to approve of claims paid and to incorporate into proceedings of the Board (3/20/20 & 3/27/20)

DISTRICT 4
Mark DeYoung
816-318-9612
mdeyoung@allegancounty.org

269-673-4514
mthiele@allegancounty.org

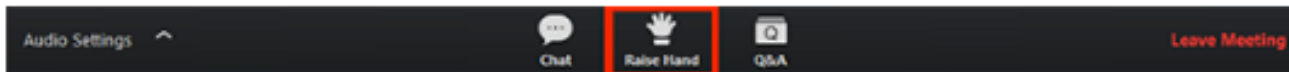
Chat Raise Hand Q&A

STEP 5: Raise hand to be recognized to speak.

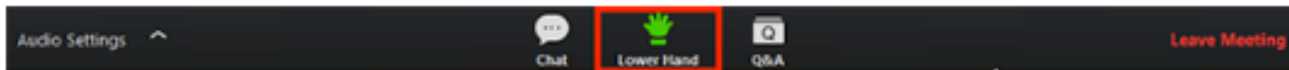
- Once “Raise Hand” is clicked, the Board Chairperson will receive notice and may UNMUTE your microphone when ready and verbally recognize you to speak.

On bottom of screen.

1. Click **Raise Hand** in the Webinar Controls.



2. The host will be notified that you've raised your hand.
3. Click **Lower Hand** to lower it if needed.



STEP 6: To leave the meeting

The screenshot shows a Zoom meeting interface. At the top, a green banner reads "You are viewing Allegan County Administration's screen" with a "View Options" dropdown. In the top right corner, there is an "Enter Full Screen" button. The main content is a document titled "BOC20200409_agenda [Compatibility Mode] - Word" by Steve Sedore. The document header includes "Allegan County Board of Commissioners" with the county seal, and contact information for County Services Building (3283 - 122nd Avenue, Allegan, MI 49010) and Chairperson Jim Storey and Vice Chairperson Gale Dugan. The agenda items are listed under "BOARD OF COMMISSIONERS MEETING - AGENDA":

- DISTRICT 1** (Dean Kasperge): Virtual Meeting - Connectivity Instructions **Attached**
- DISTRICT 2** (Jim Storey)
- DISTRICT 3** (Max R. Thiele)
- DISTRICT 4** (Marilyn DeYoung)

The agenda items include: 1PM CALL TO ORDER; ROLL CALL; OPENING PRAYER; PLEDGE OF ALLEGIANCE; COMMUNICATIONS: Attached; APPROVAL OF MINUTES: Attached; PUBLIC PARTICIPATION; ADDITIONAL AGENDA ITEMS; APPROVAL OF AGENDA; PRESENTATIONS; PROCLAMATIONS; INFORMATIONAL SESSION: Attached; ADMINISTRATIVE REPORTS; and CONSENT ITEMS.

At the bottom of the Zoom window, there is a control bar with "Audio Settings", "Chat", "Raise Hand", "Q&A", and a red "Leave Meeting" button. A large blue arrow points to the "Leave Meeting" button.