

Allegan County Board of Commissioners



County Services Building
3283 – 122nd Avenue
Allegan, MI 49010
269-673-0203 Main Office
269-686-5331 Main Fax
<http://www.allegancounty.org>

*Jim Storey, Chairperson
Dean Kapenga, Vice Chairperson*

BOARD PLANNING SESSION-AGENDA

***REVISION #1 - 4/12/22**

Thursday, April 14, 2022, @ 9:00AM
County Services Building, Board Room
Virtual Meeting Options - Instructions [Attached](#)

DISTRICT 1
Dean Kapenga
616-218-2599
dkapenga@
allegancounty.org

9:00AM **CALL TO ORDER:**

ROLL CALL:

OPENING PRAYER: Commissioner Gale Dugan

PLEDGE OF ALLEGIANCE:

PUBLIC PARTICIPATION:

ADDITIONAL AGENDA ITEMS:

APPROVAL OF AGENDA:

DISTRICT 2
Jim Storey
616-848-9767
jstorey@
allegancounty.org

DISTRICT 3
Max R. Thiele
269-673-4514
mthiele@
allegancounty.org

1. *Community Update
2. *Administration—restore Transportation Director / fund Executive Director of Services
3. Administrative Update

DISTRICT 4
Mark DeYoung
616-318-9612
mdeyoung@
allegancounty.org

OTHER ITEMS:

PUBLIC PARTICIPATION:

FUTURE AGENDA TOPICS:

1. Administrative Update
2. 1st Quarter Capital Report—Valdis Kalnins, Project Manager

DISTRICT 5
Tom Jessup
269-637-3374
tjessup@
allegancounty.org

ADJOURNMENT: Next Meeting—Thursday, April 28, 2022, 3:00PM @ COUNTY SERVICES BUILDING, BOARD ROOM.

DISTRICT 6
Gale Dugan
269-694-5276
gdugan@
allegancounty.org

DISTRICT 7
Rick Cain
269-744-7918
rcain@
allegancounty.org

Mission Statement

“The Allegan County Board of Commissioners shall plan, develop, and evaluate the necessary policies and resources to ensure our county continues to progress and prosper”



Allegan County Board of Commissioners



Allegan County Board of Commissioners Meeting

April 14, 2022



Allegan County
3283 122nd Ave
Allegan, MI 49010

STEP 1: Connect to the Meeting

- OPTION 1: Zoom over Telephone

- Call (929) 205-6099 -or- (312) 626-6799 -or- (253) 215-8782
- Type in Meeting ID: 891 6032 7098, then #, then # again
- Type in Meeting Password: 41422, then #

- To raise your hand to speak, press *9
- To Mute and Unmute, press *6

<STOP here>

You do not have to continue reading the rest of the instructions.

- OPTION 2: Youtube

- Open Internet Explorer or Chrome
- Navigate to <https://www.youtube.com/channel/UCQIiZQstN2Pa57QAItAWdKA>
- Click on image of “Live” video

<STOP here>

You do not have to continue reading the rest of the instructions.

- OPTION 3: Zoom over Web browser

- Open Internet Explorer or Chrome
- Navigate to <https://zoom.us/j/89160327098>
- Meeting Password: 41422

<Continue with the rest of the instructions>

STEP 2: Enter registration information

Webinar Registration - Zoom

zoom.us/webinar/register/WN_YneHxuk_SjqfnMwchbtUEg

Webinar Registration

Topic: BOC Meeting - 4/9/2020

Time: Apr 9, 2020 01:00 PM in Eastern Time (US and Canada)


* Required information


First Name *

Last Name *

Email Address *

Confirm Email Address *

I'm not a robot  reCAPTCHA Privacy - Terms

Select all images with 

VERIFY

US Dollars

Lang

Er

Curre

- About
 - Zoom Blog
 - Customers
 - Our Team
 - Why Zoom
 - Features
 - Careers
 - Integrations
 - Partners
 - Investors
- Download
 - Meetings Client
 - Zoom Rooms Client
 - Browser Extension
 - Outlook Plug-in
 - Lync Plug-in
 - iPhone/iPad App
 - Android App
- Sales
 - 1.888.799.9666
 - Contact Sales
 - Plans & Pricing
 - Request a Demo
 - Webinars and Events
- Support
 - Test Zoom
 - Account
 - Support Center
 - Live Training
 - Feedback
 - Contact Us
 - Accessibility

STEP 3: This Window will appear when connected.



STEP 4: Adjust audio settings (if needed)

The image shows a Zoom meeting interface with the 'Settings' window open to the 'Audio' tab. A vertical black bar on the left side of the meeting window has a blue arrow labeled '1' pointing to it. A blue arrow labeled '2' points from the 'Audio' tab in the settings window to the meeting content area. The meeting content area displays the name 'Economic Development - Greg King, Director' and 'ADMINISTRATIVE REPORTS:'. Below this, it says 'CONSENT ITEMS:' followed by a list item: '1. Motion to approve of claims paid and to incorporate into proceedings of the Board (3/20/20 & 3/27/20)'. The 'Settings' window shows the 'Speaker' section with 'Test Speaker' selected and 'Remote Audio' in a dropdown menu. The 'Volume' slider is set to approximately 80%. The 'Microphone' section has 'Test Mic' selected. The 'Volume' slider is also set to approximately 80%. There are several checkboxes: 'Automatically adjust volume' (checked), 'Use separate audio device to play ringtone simultaneously' (unchecked), 'Automatically join audio by computer when joining a meeting' (unchecked), 'Mute my microphone when joining a meeting' (unchecked), 'Press and hold SPACE key to temporarily unmute yourself' (checked), and 'Sync buttons on headset' (checked). An 'Advanced' button is visible at the bottom right of the settings window. At the bottom of the meeting window, there are icons for 'Chat', 'Raise Hand', and 'Q&A'.

Settings

General

Video

Audio

Share Screen

Virtual Background

Recording

Statistics

Feedback

Keyboard Shortcuts

Accessibility

Speaker

Test Speaker Remote Audio

Output Level:

Volume:

Microphone

Test Mic

Input Level:

Volume:

Automatically adjust volume

Use separate audio device to play ringtone simultaneously

Automatically join audio by computer when joining a meeting

Mute my microphone when joining a meeting

Press and hold SPACE key to temporarily unmute yourself

Sync buttons on headset

Advanced

269-673-4514
mthiele@allegancounty.org

Economic Development — Greg King, Director
ADMINISTRATIVE REPORTS:

CONSENT ITEMS:

1. Motion to approve of claims paid and to incorporate into proceedings of the Board (3/20/20 & 3/27/20)

DISTRICT 4
Mark DeYoung
616-318-9612
mdeyoung@allegancounty.org

Audio Settings

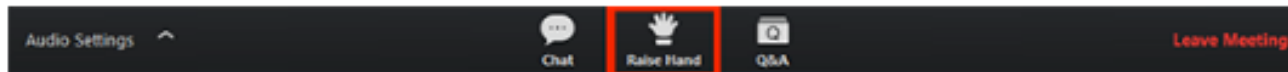
Chat Raise Hand Q&A

STEP 5: Raise hand to be recognized to speak.

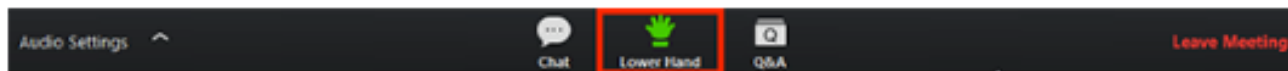
- Once “Raise Hand” is clicked, the Board Chairperson will receive notice and may UNMUTE your microphone when ready and verbally recognize you to speak.

On bottom of screen.

1. Click **Raise Hand** in the Webinar Controls.



2. The host will be notified that you've raised your hand.
3. Click **Lower Hand** to lower it if needed.



STEP 6: To leave the meeting

The screenshot shows a Zoom meeting interface. At the top, a green banner reads "You are viewing Allegan County Administration's screen" with a "View Options" dropdown. In the top right corner, there is a "Enter Full Screen" button. The main content is a document viewer displaying a Microsoft Word document titled "BOC20200409_agenda [Compatibility Mode] - Word". The document header includes the "Allegan County Board of Commissioners" logo and contact information for County Services Building, including address, phone, fax, and website. Below the header, the document title is "BOARD OF COMMISSIONERS MEETING – AGENDA". The agenda items are listed by district: DISTRICT 1 (Dean Kasperge), DISTRICT 2 (Jim Storey), DISTRICT 3 (Max R. Thiele), and DISTRICT 4 (Mark DeYoung). The agenda items include "Virtual Meeting – Connectivity Instructions Attached", "CALL TO ORDER:", "ROLL CALL:", "OPENING PRAYER:", "PLEDGE OF ALLEGIANCE:", "COMMUNICATIONS: Attached", "APPROVAL OF MINUTES: Attached", "PUBLIC PARTICIPATION:", "ADDITIONAL AGENDA ITEMS:", "APPROVAL OF AGENDA:", "PRESENTATIONS:", "PROCLAMATIONS:", "INFORMATIONAL SESSION: Attached", and "ADMINISTRATIVE REPORTS:". At the bottom of the document viewer, it shows "PAGE 1 OF 2" and "251 WORDS". Below the document viewer is a Zoom meeting control bar with icons for "Audio Settings", "Chat", "Raise Hand", and "Q&A". A red "Leave Meeting" button is located in the bottom right corner of the control bar. A large blue arrow points to this "Leave Meeting" button.