

Allegan County Board of Commissioners



County Services Building
3283 – 122nd Avenue
Allegan, MI 49010
269-673-0203 Main Office
269-686-5331 Main Fax
<http://www.allegancounty.org>

*Jim Storey, Chairperson
Dean Kapenga, Vice Chairperson*

BOARD OF COMMISSIONERS MEETING – AGENDA

Thursday, April 28, 2022 – 7PM

County Services Building – Board Room

Virtual Connectivity Options **Attached**

DISTRICT 1

Dean Kapenga
616-218-2599
dkapenga@
allegancounty.org

7PM

CALL TO ORDER:

ROLL CALL:

OPENING PRAYER: Commissioner Jim Storey

PLEDGE OF ALLEGIANCE:

PUBLIC HEARING: None

COMMUNICATIONS: Attached

APPROVAL OF MINUTES:

April 14, 2022

PUBLIC PARTICIPATION:

ADDITIONAL AGENDA ITEMS:

APPROVAL OF AGENDA:

PRESENTATIONS:

PROCLAMATIONS:

INFORMATIONAL SESSION:

1. Drain Commissioner Denise Medemar
2. Equalization Department, Director Matt Woolford

ADMINISTRATIVE REPORTS:

DISTRICT 2

Jim Storey
616-848-9767
jstorey@
allegancounty.org

DISTRICT 3

Max R. Thiele
269-673-4514
mthiele@
allegancounty.org

DISTRICT 4

Mark DeYoung
616-318-9612
mdeyoung@
allegancounty.org

CONSENT ITEMS:

1. Motion to approve of claims paid and to incorporate into proceedings of the Board (4/22/22 & 4/29/22)
2. Sheriff's Department—apply/accept FY2023 MDOC Comprehensive Community Corrections Grant (211-778)

DISTRICT 5

Tom Jessup
269-637-3374
tjessup@
allegancounty.org

DISTRICT 6

Gale Dugan
269-694-5276
gdugan@
allegancounty.org

ACTION ITEMS:

1. Equalization—approve 2022 Equalization Report

DISTRICT 7

Rick Cain
269-744-7918
rcain@
allegancounty.org

DISCUSSION ITEMS:

1. Central Dispatch—award Phone System Upgrade Contract (212-153)

NOTICE OF APPOINTMENTS & ELECTIONS:

ELECTIONS:

Mission Statement

“The Allegan County Board of Commissioners shall plan, develop, and evaluate the necessary policies and resources to ensure our county continues to progress and prosper”

1. Community Mental Health Board
 - a) One Family Representative—term expired 3/31/22 [Application REC 4/22](#)
2. Commission on Aging
 - a) One Member At-Large Representative—term expired 12/31/22
3. Economic Development Commission
 - a) One Arts & Culture Representative—term expired 12/31/21
 - b) One Mfg./Industry Representative—term expired 12/31/21
 - c) One Real Estate/Development Representative—term expired 12/31/22
 - d) One Recreation/Tourism Representative—term expires 12/31/22

APPOINTMENTS:

1. Brownfield Redevelopment Authority
 - a) One Representative—term expires 12/31/19 [Application REC 3/24](#)
2. Parks Advisory Board
 - a) One Representative—term expires 12/31/22
3. Solid Waste Planning Committee
 - a) One Solid Waste Industry Representative—term expired 12/31/20
 - b) One Township Representative—term expired 12/31/19
 - c) One Industrial Waste Generator Representative—term expired 12/31/20
 - d) One Solid Waste Representative—term expired 12/31/19

PUBLIC PARTICIPATION:

FUTURE AGENDA ITEMS:

- Opening Prayer: Commissioner Dean Kapenga
- Informational Session: Sheriff Frank Baker
- Motion to approve of claims paid and to incorporate into proceedings of the Board (5/6/22 & 5/13/22)

REQUEST FOR PER DIEM/MILEAGE:

BOARDS AND COMMISSIONS REPORTS:

ROUND TABLE:

CLOSED SESSION: None scheduled

ADJOURNMENT: Next Meeting – Thursday, May 12, 2022, 1:00PM @ **BOARD ROOM – COUNTY SERVICES BUILDING, COUNTY SERVICES COMPLEX.**



Allegan County Board of Commissioners



Allegan County Board of Commissioners Meeting

April 28, 2022



Allegan County
3283 122nd Ave
Allegan, MI 49010

STEP 1: Connect to the Meeting

- OPTION 1: Zoom over Telephone

- Call (929) 205-6099 -or- (312) 626-6799 -or- (253) 215-8782
- Type in Meeting ID: 891 6032 7098, then #, then # again
- Type in Meeting Password: 42822, then #

- To raise your hand to speak, press *9
- To Mute and Unmute, press *6

<STOP here>

You do not have to continue reading the rest of the instructions.

- OPTION 2: Youtube

- Open Internet Explorer or Chrome
- Navigate to <https://www.youtube.com/channel/UCQIiZQstN2Pa57QAItAWdKA>
- Click on image of “Live” video

<STOP here>

You do not have to continue reading the rest of the instructions.

- OPTION 3: Zoom over Web browser

- Open Internet Explorer or Chrome
- Navigate to <https://zoom.us/j/89160327098>
- Meeting Password: 42822

<Continue with the rest of the instructions>

STEP 2: Enter registration information

Webinar Registration - Zoom

zoom.us/webinar/register/WN_YneHxuk_SjqfnMwchbtUEg

Webinar Registration

Topic: BOC Meeting - 4/9/2020

Time: Apr 9, 2020 01:00 PM in Eastern Time (US and Canada)


* Required information


First Name *

Last Name *

Email Address *

Confirm Email Address *

I'm not a robot  reCAPTCHA Privacy - Terms

Select all images with 

VERIFY

US Dollars

Lang

Er

Curre

- About
 - Zoom Blog
 - Customers
 - Our Team
 - Why Zoom
 - Features
 - Careers
 - Integrations
 - Partners
 - Investors
- Download
 - Meetings Client
 - Zoom Rooms Client
 - Browser Extension
 - Outlook Plug-in
 - Lync Plug-in
 - iPhone/iPad App
 - Android App
- Sales
 - 1.888.799.9666
 - Contact Sales
 - Plans & Pricing
 - Request a Demo
 - Webinars and Events
- Support
 - Test Zoom
 - Account
 - Support Center
 - Live Training
 - Feedback
 - Contact Us
 - Accessibility

1. Enter name and email

2. Click this box

4. Click when done.

3. Answer challenge question

STEP 3: This Window will appear when connected.



STEP 4: Adjust audio settings (if needed)

The image shows a Zoom meeting interface with the 'Settings' window open to the 'Audio' tab. A vertical black bar on the left side of the meeting window has a blue arrow labeled '1' pointing to it. A blue arrow labeled '2' points from the 'Audio' tab in the settings window to the meeting content area. The meeting content area displays the name 'Economic Development - Greg King, Director' and 'ADMINISTRATIVE REPORTS:'. Below this, it says 'CONSENT ITEMS:' followed by a list item: '1. Motion to approve of claims paid and to incorporate into proceedings of the Board (3/20/20 & 3/27/20)'. The Zoom settings window shows 'Speaker' set to 'Remote Audio' and 'Microphone' set to 'Test Mic'. There are volume sliders for both, and several checkboxes for audio options. At the bottom of the Zoom window, there are icons for 'Chat', 'Raise Hand', and 'Q&A'. A small 'Audio Settings' window is visible at the bottom left of the meeting window, with a blue arrow labeled '1' pointing to it. This window lists options: 'Select a Speaker', 'Remote Audio' (checked), 'Same as System', 'Test Speaker & Microphone...', 'Leave Computer Audio', and 'Audio Settings...'.

Settings

- General
- Video
- Audio**
- Share Screen
- Virtual Background
- Recording
- Statistics
- Feedback
- Keyboard Shortcuts
- Accessibility

Speaker: Test Speaker, Remote Audio

Output Level: [Slider]

Volume: [Slider]

Microphone: Test Mic

Input Level: [Slider]

Volume: [Slider]

Automatically adjust volume

Use separate audio device to play ringtone simultaneously

Automatically join audio by computer when joining a meeting

Mute my microphone when joining a meeting

Press and hold SPACE key to temporarily unmute yourself

Sync buttons on headset

Advanced

269-673-4514
mthiele@allegancounty.org

Economic Development — Greg King, Director
ADMINISTRATIVE REPORTS:

CONSENT ITEMS:

1. Motion to approve of claims paid and to incorporate into proceedings of the Board (3/20/20 & 3/27/20)

DISTRICT 4
Mark DeYoung
616-318-9612
mdeyoung@allegancounty.org

Audio Settings


Chat Raise Hand Q&A

STEP 5: Raise hand to be recognized to speak.

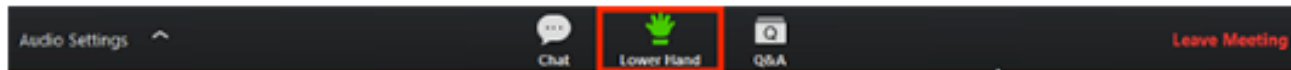
- Once “Raise Hand” is clicked, the Board Chairperson will receive notice and may UNMUTE your microphone when ready and verbally recognize you to speak.

On bottom of screen.

1. Click **Raise Hand** in the Webinar Controls.



2. The host will be notified that you've raised your hand.
3. Click **Lower Hand** to lower it if needed.



STEP 6: To leave the meeting

The screenshot shows a Zoom meeting interface. At the top, a green banner reads "You are viewing Allegan County Administration's screen" with a "View Options" dropdown. In the top right corner, there is an "Enter Full Screen" button. The main content is a document viewer displaying a Microsoft Word document titled "BOC20200409_agenda [Compatibility Mode] - Word". The document header includes the "Allegan County Board of Commissioners" logo and contact information for County Services Building, including address, phone, fax, and website. Below the header, the document is titled "BOARD OF COMMISSIONERS MEETING – AGENDA" and lists items for District 1, 2, 3, and 4, along with a central agenda list including "CALL TO ORDER", "ROLL CALL", "OPENING PRAYER", "PLEDGE OF ALLEGIANCE", "COMMUNICATIONS", "APPROVAL OF MINUTES", "PUBLIC PARTICIPATION", "ADDITIONAL AGENDA ITEMS", "PRESENTATIONS", "PROCLAMATIONS", "INFORMATIONAL SESSION", and "ADMINISTRATIVE REPORTS". At the bottom of the document viewer, it shows "PAGE 1 OF 2" and "251 WORDS".

At the bottom of the Zoom window, there is a control bar with the following elements from left to right: "Audio Settings" with an upward arrow, "Chat" with a speech bubble icon, "Raise Hand" with a hand icon, "Q&A" with a speech bubble icon, and a red "Leave Meeting" button. A large blue arrow points to the "Leave Meeting" button.