

ANNUAL REPORT



PROGRAM SUMMARY

SINGLE STREAM RECYCLING

SCRAP TIRES AND
ELECTRONICS

HOUSEHOLD HAZARDOUS
WASTE

REGIONAL RECYCLING DEPOT
SITES

PGU FINANCIAL INFORMATION

RESOURCE RECOVERY PROGRAM

program summary

Participating Governmental Units (PGUs),

Together we celebrate another successful year of recycling! Participants voted to increase funding in many municipalities and service delivery continued with new health and safety measures in place.

The enclosed report provides an overview of Resource Recovery Program activity from January 1, 2020 through December 31, 2020, and provides each PGU with an individual recycling and financial report.

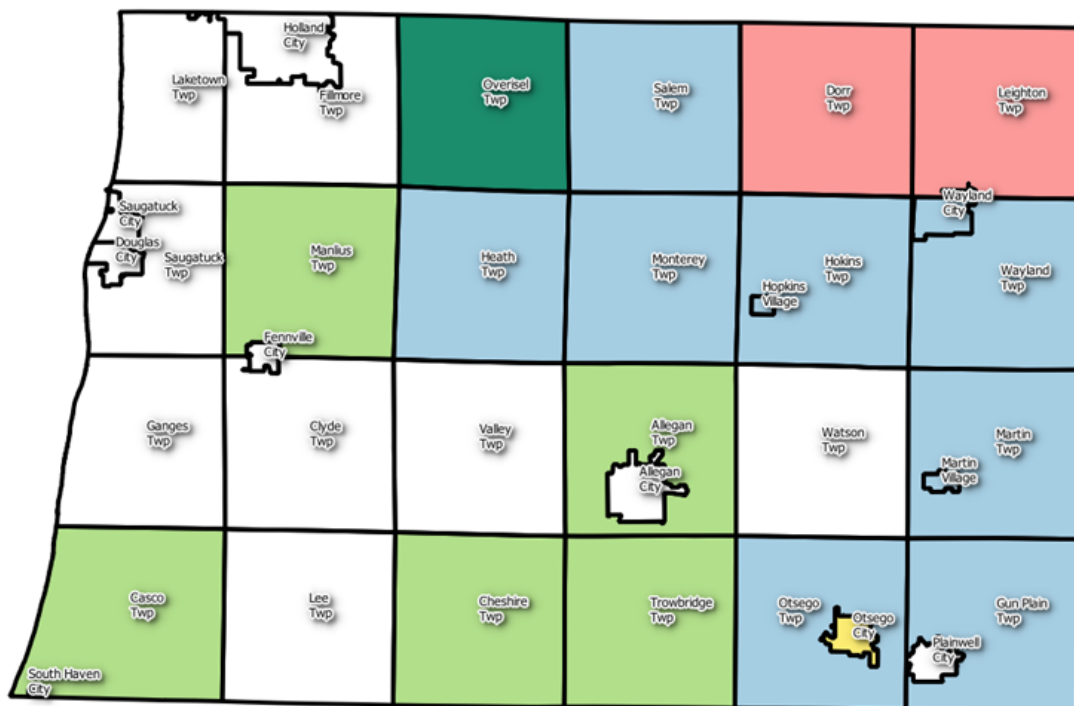
Overall, the Resource Recovery Program collected \$904,129 in revenue and paid \$883,543 in expenses. Revenue collected by each PGU is placed in an individual recycling surcharge account and all financial activity is recorded in EDEN.

Thank you for your participation!

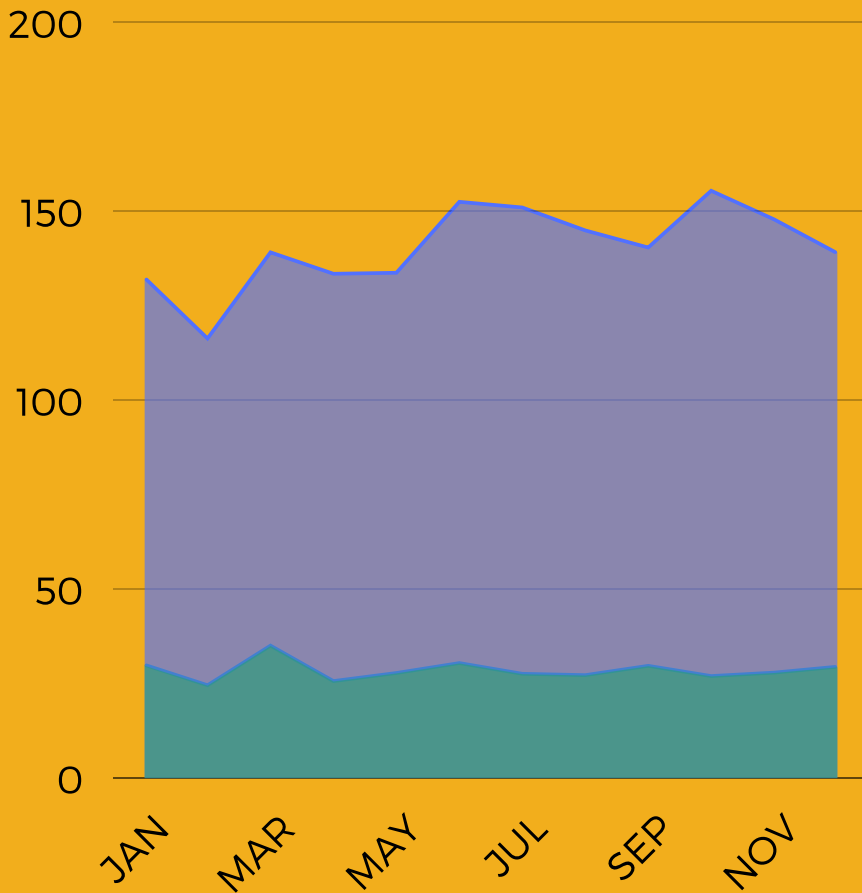
If you have any comments or questions regarding this report, please contact me at 269-686-4559.

Sincerely,

Rosemary Graham





RESOURCE RECOVERY PROGRAM



single-stream recycling,

curbside (blue) and drop-site (green), provides residential access to single stream recycling services. In all, community members collected over

3,380,220 lbs.



drop-sites 691,200 pounds

Four PGUs operate drop-site recycling locations. Collectively these sites recycle an average of 28.8 tons of recycling each month. Drop-sites benefit residents by providing a convenient central collection location to recycle materials.



curbside 2,689,020 pounds

Twelve PGUs offer curbside recycling service to residents. These PGUs collect an average of 112 tons of single-stream recycling each month. Curbside recycling provides residents with convenient scheduled pick-up of recyclables.

Together we recycled:

6,464 scrap tires

Grant → 4,854

RRDS → 979

PGUs → 631



*scrap tires measured in Passenger Tire Equivalents (PTE)

and 85,766 pounds of electronics.



CRT TVs/Monitors → 48,836 lbs.

LCD TVs/Monitors → 9,575 lbs.

Projection TVs → 5,679 lbs.

Misc. e-waste → 21,676 lbs.

RESOURCE RECOVERY PROGRAM

Collecting household hazardous waste at

1 permanent collection site

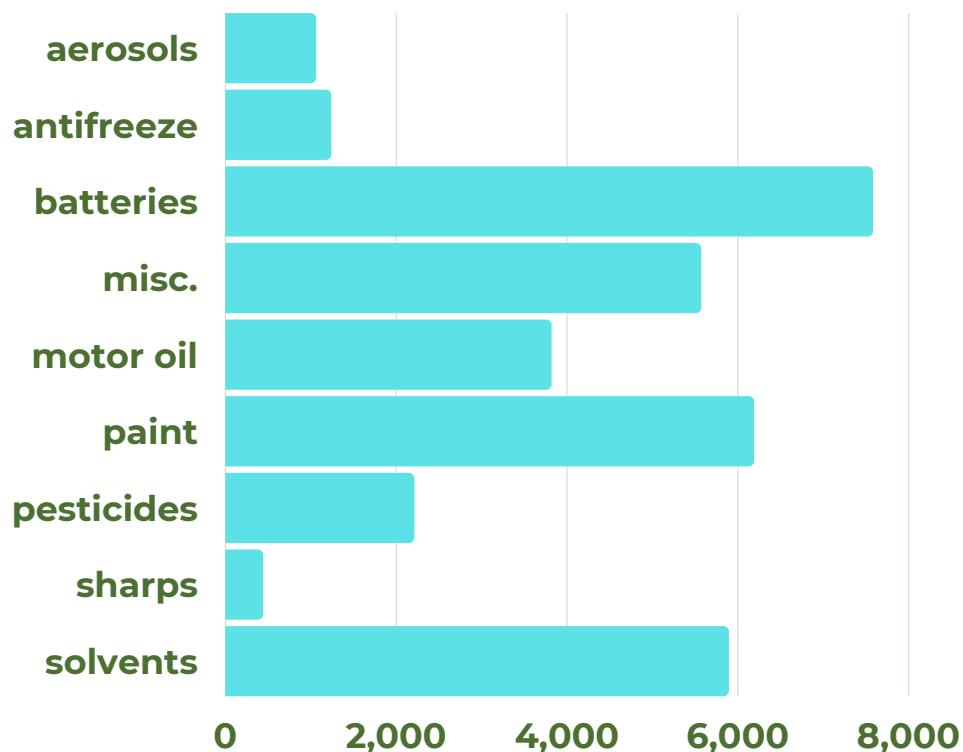


3 community events

and local municipal collections



We removed **33,964** pounds from the environment.




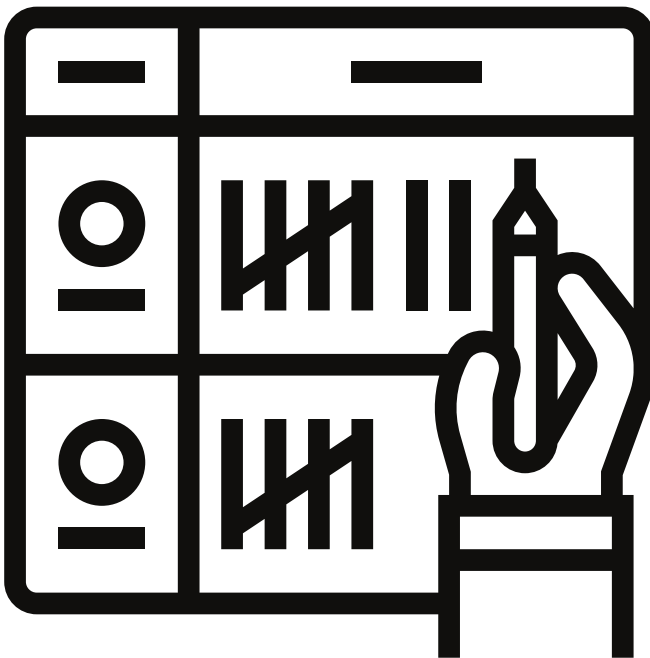
RESOURCE RECOVERY PROGRAM

Through 1,208 unique visits



to 3 regional recycling depot sites


We recycled 2,478 items, including



156 appliances



483 electronics



324 polystyrene