

# ANNUAL REPORT



PROGRAM SUMMARY

---

SINGLE STREAM RECYCLING

---

SCRAP TIRES AND  
ELECTRONICS

---

HOUSEHOLD HAZARDOUS  
WASTE

---

REGIONAL RECYCLING  
DEPOT SITES

---

# program summary

Participating Governmental Units (PGUs),

Together we celebrate another successful year of recycling! Participants voted to increase funding in many municipalities and service delivery continued with new health and safety measures in place.

The enclosed report provides an overview of Resource Recovery Program activity from January 1, 2021 through December 31, 2021.

Overall, the Resource Recovery Program collected \$987,219 in revenue and paid \$953,357 in expenses.

Revenue collected by each PGU is placed in an individual recycling surcharge account and all financial activity is recorded in EDEN. Individual financial reports are available upon request.

Thank you for your participation!

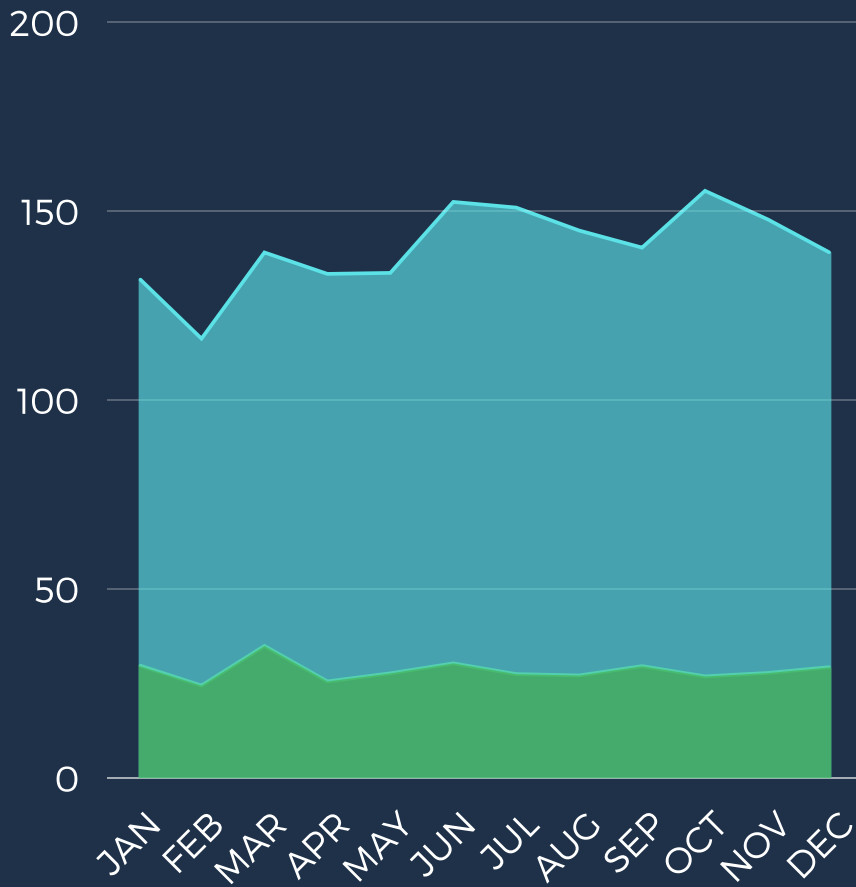
If you have any comments or questions regarding this report, please contact me at 269-686-4559 or [rgraham@allegancounty.org](mailto:rgraham@allegancounty.org).

Sincerely,

*Rosemary Graham*




## RESOURCE RECOVERY PROGRAM



**Curbside (blue) and drop-site (green),**

shown on the graph to the left, offers residential access to single stream recycling service. Together we collected 3.9% more than in 2020, Making our 2021 total:

**3,513,560 lbs.**



### drop-sites

**598,400 pounds**

Four PGUs operate drop-site recycling locations. Collectively these sites recycle an average of 24.9 tons of recycling each month. Drop-sites benefit residents by providing a convenient central collection location to recycle materials.



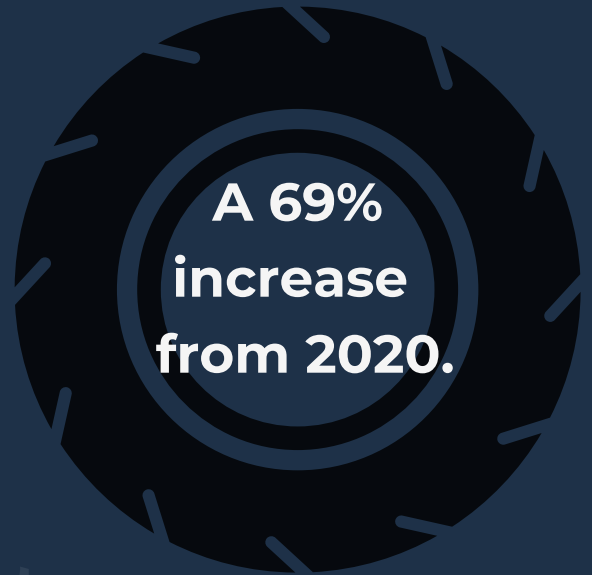
### curbside

**2,915,160 pounds**

Eleven PGUs offer curbside recycling service to residents. These PGUs collect an average of 121 tons of single-stream recycling each month, an 8.4% increase from 2020. Curbside recycling provides residents with convenient scheduled pick-up of recyclables.

# We recycled 10,897 scrap tires

Grants	➔	9,422 PTE
RRDS	➔	852 PTE
PGUs	➔	623 PTE



\*scrap tires measured in Passenger Tire Equivalents (PTE)

# and 67,888 pounds of electronics.



Events	➔	28,027 lbs.
RRDS	➔	25,093 lbs.
PGUs	➔	14,768 lbs.

# Household hazardous waste is accepted at

1 permanent collection site



3 community events

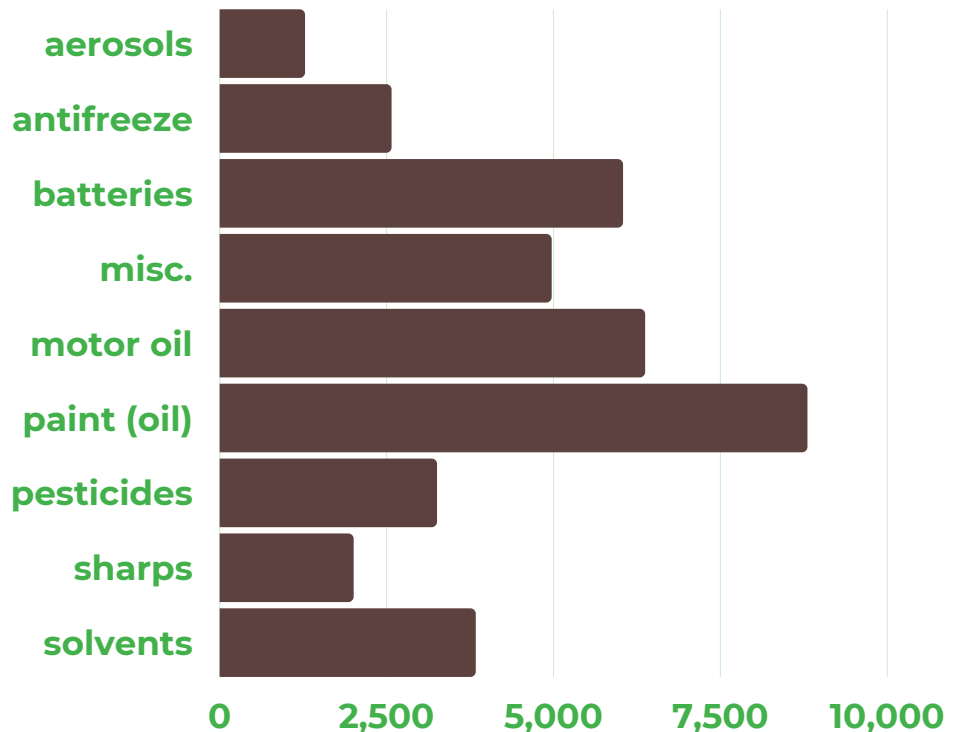
and local municipal collections.




## We collected 39,073 pounds.



A 15% increase from 2020.



We had 1,309 unique visits to

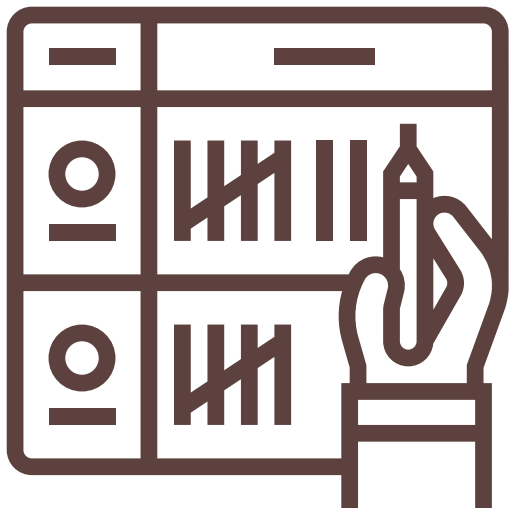


3 regional recycling depot sites,



8.4% increase from 2020

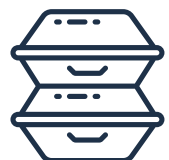
and recorded 2,241 material drop-offs, including:



102 appliances



404 electronics



427 polystyrene