

Allegan County Ground Water Study Ad-Hoc Work Group



Human Services Building
3255 – 122nd Avenue
Allegan, MI 49010
269-673-5411 Main Office
269-673-4172 Main Fax
<http://www.allegancounty.org>

Chairperson, Tom Kunetz
Vice-Chairperson, John "Ric" Curtis

Dean Kapenga,
County Commissioner
Representative
dakapenga@allegancounty.org

Chad Kraai,
Well Driller
chad@kraaiwelldrilling.com

Brian Talsma,
Conservation District
Representative
brian.talsma@macd.org

Doug Sweeris,
Municipal Water Supply
Representative
dsweeris@cityofallegan.org

Erick Elgin,
Academic Representative
elgineri@msu.edu

Jay Drozd,
Agriculture Representative
jaydrozd@yahoo.com

John "Ric" Curtis, Vice-chair
Community Representative
ric_curtis@comcast.net

John Shagonaby,
Tribal Representative
John_Shagonaby@qlt-nsn.gov

Tom Kunetz, Chair
Community Representative
tomkunetz@gmail.com

Zachary Curtis,
Consultant
zach@magnet4water.com

WATER STUDY WORKGROUP – AGENDA

Wednesday, August 17, 2022 – 2PM

Human Services Building, Karl Zimmerman Room
3255 122nd Avenue, Allegan, MI 49010
Virtual Meeting Options – Connectivity Instructions

2PM

CALL TO ORDER:

ROLL CALL:

PUBLIC PARTICIPATION:

PRESENTATIONS:

COMMUNICATIONS:

DISCUSSION ITEMS:

- 1. Local Units of Government Project Applications—Review Submittals (Kunetz/Rapp):**
- 2. Residential Well Assistance discussion (Kunetz)**

PUBLIC PARTICIPATION:

ADJOURNMENT:

Workgroup Tasks and Deliverables:

1. Review the final Allegan County Groundwater Study, conducted by Hydrosimulatics, Inc. and submitted to the Board on March 25, 2021.
2. Provide regular updates to the Board and a final written summary of observations and recommendations of the workgroup, within one-year of the appointment of its members, relative to the study content (and any other aspects of Allegan County's current and future state relative to water quality, including recommendations for how the County (as a geographic area) should proceed with next steps (if any) and provide particular focus on Hydrosimulatics, Inc. recommendation to pursue an interactive Decision Support System. All recommendations must be specific as to the management/oversight model, funding, root need/issue to be addressed and expected results of any next steps to be considered.
3. The Allegan County Health Department will participate in the discussions of the work group and will provide administrative support, guidance and expertise.
4. As an ad-hoc workgroup, the work of the group will be considered complete upon the delivery of item number 2 above.



Allegan County

Water Study Group



Allegan County
3283 122nd Ave
Allegan, MI 49010

STEP 1: Connect to the Meeting

- **OPTION 1: Zoom over Telephone**

- Call (929) 205-6099 -or- (312) 626-6799 -or- (253) 215-8782
- Type in Meeting ID: 897 7693 0617, then #, then # again
- Type in Meeting Password: 2022, then #
- To raise your hand to speak, press *9
- To Mute and Unmute, press *6

<STOP here>

You do not have to continue reading the rest of the instructions.

- **OPTION 2: Zoom over Web browser**

- Open Internet Explorer or Chrome
- Navigate to <https://us02web.zoom.us/j/89776930617?pwd=RmthaHRzVUlobVJPK1ZidVFDQ3Jpdz09>
- Meeting Password: 2022

<Continue with the rest of the instructions>

STEP 2: Enter registration information

The screenshot shows a web browser window with the URL `zoom.us/webinar/register/WN_YneHxuk_SjqfnMwchbtUEg`. The page title is "Webinar Registration".

Registration details:

- Topic: BOC Meeting - 4/9/2020
- Time: Apr 9, 2020 01:00 PM in Eastern Time (US and Canada)

Registration form fields (marked as required with an asterisk):

- First Name *
- Last Name *
- Email Address *
- Confirm Email Address *

Below the form is a reCAPTCHA challenge with the text "I'm not a robot" and a "reCAPTCHA Privacy - Terms" link. A blue button labeled "Join Webinar in Progress" is positioned below the reCAPTCHA.

At the bottom of the page, there is a navigation menu with the following categories:

- About: Zoom Blog, Customers, Our Team, Why Zoom, Features, Careers, Integrations, Partners, Investors
- Download: Meetings Client, Zoom Rooms Client, Browser Extension, Outlook Plug-in, Lync Plug-in, iPhone/iPad App, Android App
- Sales: 1.888.799.9666, Contact Sales, Plans & Pricing, Request a Demo, Webinars and Events
- Support: Test Zoom, Account, Support Center, Live Training, Feedback, Contact Us, Accessibility

On the right side, there is a reCAPTCHA image grid with the instruction "Select all images with" and a "VERIFY" button at the bottom.

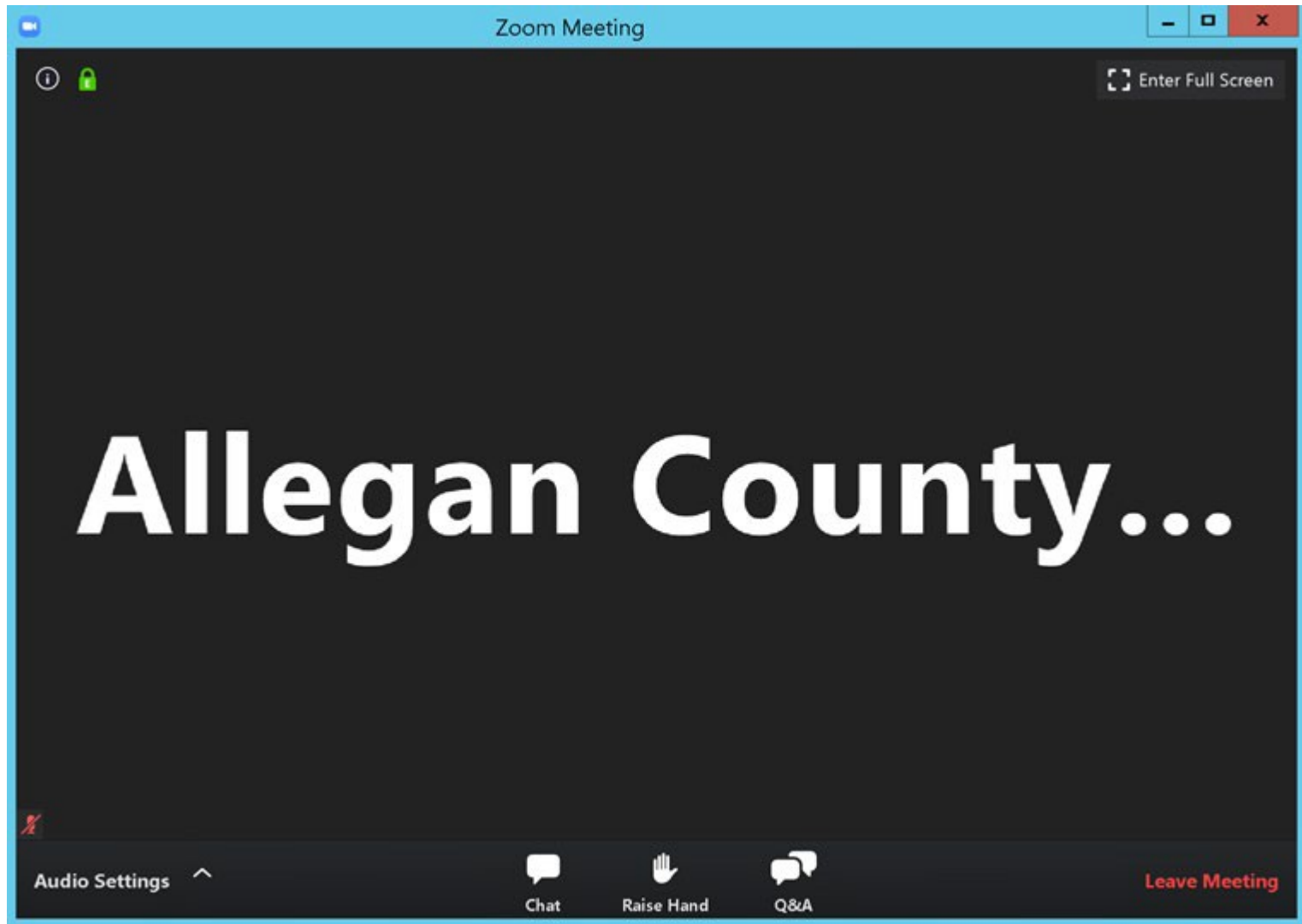
1. Enter name and email

2. Click this box

4. Click when done.

3. Answer challenge question

STEP 3: This Window will appear when connected.



STEP 4: Adjust audio settings (if needed)

The screenshot shows a meeting interface with a 'Settings' window open. The 'Audio' section is selected in the left sidebar. A context menu is open, showing options for speaker and microphone settings. Blue arrows labeled '1' and '2' indicate the steps to adjust audio settings.

Settings

- General
- Video
- Audio**
- Share Screen
- Virtual Background
- Recording
- Statistics
- Feedback
- Keyboard Shortcuts
- Accessibility

Speaker

- Test Speaker
- Remote Audio

Output Level: _____

Volume:

Microphone

- Test Mic
- _____

Input Level: _____

Volume:

Automatically adjust volume

Use separate audio device to play ringtone simultaneously

Automatically join audio by computer when joining a meeting

Mute my microphone when joining a meeting

Press and hold SPACE key to temporarily unmute yourself

Sync buttons on headset

Advanced

Context Menu:

- Select a Speaker
- Remote Audio
- Same as System
- Test Speaker & Microphone...
- Leave Computer Audio
- Audio Settings...

Meeting Content:

269-673-4514
mthiele@allegancounty.org

Economic Development — Greg King, Director
ADMINISTRATIVE REPORTS:

DISTRICT 4
Mark DeYoung
616-318-9612
mdeyoung@allegancounty.org

CONSENT ITEMS:

1. Motion to approve of claims paid and to incorporate into proceedings of the Board (3/20/20 & 3/27/20)

Audio Settings ^


Chat Raise Hand Q&A

STEP 5: Raise hand to be recognized to speak.

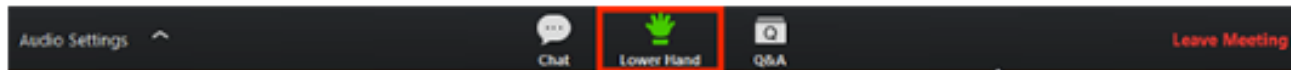
- Once “Raise Hand” is clicked, the Board Chairperson will receive notice and may UNMUTE your microphone when ready and verbally recognize you to speak.

On bottom of screen.

1. Click **Raise Hand** in the Webinar Controls.



2. The host will be notified that you've raised your hand.
3. Click **Lower Hand** to lower it if needed.



STEP 6: To leave the meeting

The screenshot shows a Zoom meeting window with a document displayed. At the top, a green banner reads "You are viewing Allegan County Administration's screen" and "View Options" is visible. The document is a Microsoft Word file titled "BOC20200409_agenda [Compatibility Mode] - Word" by Steve Sedore. The document content includes the Allegan County Board of Commissioners logo and contact information, followed by the agenda for a virtual meeting. The agenda items are: Virtual Meeting - Connectivity Instructions (Attached), 1PM CALL TO ORDER, ROLL CALL, OPENING PRAYER, PLEDGE OF ALLEGIANCE, COMMUNICATIONS: Attached, APPROVAL OF MINUTES: Attached, PUBLIC PARTICIPATION, ADDITIONAL AGENDA ITEMS, APPROVAL OF AGENDA, PRESENTATIONS, PROCLAMATIONS, INFORMATIONAL SESSION: Attached, ADMINISTRATIVE REPORTS, and CONSENT ITEMS. The document footer shows "PAGE 1 OF 2" and "251 WORDS". At the bottom of the Zoom window, there are controls for "Audio Settings", "Chat", "Raise Hand", "Q&A", and a red "Leave Meeting" button. A large blue arrow points to the "Leave Meeting" button.