

Allegan County Board of Commissioners



County Services Building
3283 – 122nd Avenue
Allegan, MI 49010
269-673-0203 Main Office
269-686-5331 Main Fax
<http://www.allegancounty.org>

Jim Storey, Chairperson
Dean Kapenga, Vice Chairperson

ANNUAL BOARD OF COMMISSIONERS MEETING – AGENDA

Thursday, October 13, 2022 – 7PM
County Services Building – Board Room
Virtual Connectivity Options **Attached**

DISTRICT 1
Dean Kapenga
616-218-2599
dkapenga@
allegancounty.org

7PM

CALL TO ORDER:

ROLL CALL:

OPENING PRAYER: Commissioner Dean Kapenga

PLEDGE OF ALLEGIANCE:

PUBLIC HEARING: 2023 Proposed Budget

COMMUNICATIONS: Attached

APPROVAL OF MINUTES:

September 22, 2022

PUBLIC PARTICIPATION:

ADDITIONAL AGENDA ITEMS:

APPROVAL OF AGENDA:

PRESENTATIONS:

PROCLAMATIONS:

INFORMATIONAL SESSION:

Craig Atwood, Managing Director—Road Commission

ADMINISTRATIVE REPORTS:

DISTRICT 2
Jim Storey
616-848-9767
jstorey@
allegancounty.org

DISTRICT 3
Max R. Thiele
269-673-4514
mthiele@
allegancounty.org

DISTRICT 4
Mark DeYoung
616-318-9612
mdeyoung@
allegancounty.org

CONSENT ITEMS:

1. Motion to approve of claims paid and to incorporate into proceedings of the Board (9/30/22 & 10/7/22 & 10/14/22)
-

DISTRICT 5
Tom Jessup
269-637-3374
tjessup@
allegancounty.org

ACTION ITEMS:

1. County of Allegan—2023 General Appropriations Act
 2. Student/Family Assistance Program Update (TABLED 9/22/22)
-

DISTRICT 6
Gale Dugan
269-694-5276
gdugan@
allegancounty.org

DISCUSSION ITEMS:

1. Economic Impact Study/Consumers Energy Dams
-

DISTRICT 7
Rick Cain
269-744-7918
rcain@
allegancounty.org

NOTICE OF APPOINTMENTS & ELECTIONS:

1. 911 Policy & Procedure Board (A)
 - a) Emergency Services Representative—term expires 7/31/23 (posted 9/27/22)

ELECTIONS:

Mission Statement

“The Allegan County Board of Commissioners shall plan, develop, and evaluate the necessary policies and resources to ensure our county continues to progress and prosper”

1. Economic Development Commission
 - b) One Mfg./Industry Representative—term expired 12/31/21
 - c) One Recreation/Tourism Representative—term expires 12/31/22

APPOINTMENTS:

2. Brownfield Redevelopment Authority
 - a) One Representative—term expires 12/31/19 [Application REC 3/24](#)
3. Parks Advisory Board
 - a) One Representative—term expires 12/31/22
4. Solid Waste Planning Committee
 - a) One Solid Waste Industry Representative—term expired 12/31/20
 - b) One Township Representative—term expired 12/31/19
 - c) One Industrial Waste Generator Representative—term expired 12/31/20
 - d) One Solid Waste Representative—term expired 12/31/19

PUBLIC PARTICIPATION:

FUTURE AGENDA ITEMS:

- Opening Prayer: Commissioner Mark DeYoung
- Presentation: Equalization—2022 Tax Levies
- Informational Session: Probation/Parole Office
- Consent: Motion to approve of claims paid and to incorporate into proceedings of the Board (10/21/22 & 10/28/22)
- Action: County of Allegan—2022 Tax Levies

REQUEST FOR PER DIEM/MILEAGE:

BOARDS AND COMMISSIONS REPORTS:

ROUND TABLE:

CLOSED SESSION: None scheduled

ADJOURNMENT: Next Meeting – Thursday, October 27, 2022, 1:00PM @ **BOARD ROOM – COUNTY SERVICES BUILDING, COUNTY SERVICES COMPLEX.**



Allegan County Board of Commissioners

STEP 1: Connect to the Meeting

- OPTION 1: Zoom over Telephone

- Call (929) 205-6099 -or- (312) 626-6799 -or- (253) 215-8782
- Type in Meeting ID: 891 6032 7098, then #, then # again
- Type in Meeting Password: 101322, then #

- To raise your hand to speak, press *9
- To Mute and Unmute, press *6

<STOP here>

You do not have to continue reading the rest of the instructions.

- OPTION 2: Youtube

- Open Internet Explorer or Chrome
- Navigate to <https://www.youtube.com/channel/UCQIiZQstN2Pa57QAItAWdKA>
- Click on image of “Live” video

<STOP here>

You do not have to continue reading the rest of the instructions.

- OPTION 3: Zoom over Web browser

- Open Internet Explorer or Chrome
- Navigate to <https://zoom.us/j/89160327098>
- Meeting Password: 101322

<Continue with the rest of the instructions>

STEP 2: Enter registration information

Webinar Registration - Zoom

zoom.us/webinar/register/WN_YneHxuk_SjqfnMwchbtUEg

Webinar Registration

Topic: BOC Meeting - 4/9/2020

Time: Apr 9, 2020 01:00 PM in Eastern Time (US and Canada)


* Required information


First Name *

Last Name *

Email Address *

Confirm Email Address *

I'm not a robot  reCAPTCHA Privacy - Terms

Select all images with 

VERIFY

US Dollars

Lang
E
Curre
US Dollars

About
Zoom Blog
Customers
Our Team
Why Zoom
Features
Careers
Integrations
Partners
Investors

Download
Meetings Client
Zoom Rooms Client
Browser Extension
Outlook Plug-in
Lync Plug-in
iPhone/iPad App
Android App

Sales
1.888.799.9666
Contact Sales
Plans & Pricing
Request a Demo
Webinars and Events

Support
Test Zoom
Account
Support Center
Live Training
Feedback
Contact Us
Accessibility

1. Enter name and email

2. Click this box

4. Click when done.

3. Answer challenge question

STEP 3: This Window will appear when connected.



STEP 4: Adjust audio settings (if needed)

The image shows a Zoom meeting interface with the 'Settings' window open to the 'Audio' tab. A vertical black bar on the left side of the screen has a blue arrow labeled '1' pointing to it. A blue arrow labeled '2' points from the 'Audio' tab in the settings window to the meeting agenda below. The meeting agenda includes contact information for Greg King, Director of Economic Development, and a list of consent items.

Settings - Audio

- Speaker: Test Speaker, Remote Audio
- Output Level: [Slider]
- Volume: [Slider]
- Microphone: Test Mic
- Input Level: [Slider]
- Volume: [Slider]
- Automatically adjust volume
- Use separate audio device to play ringtone simultaneously
- Automatically join audio by computer when joining a meeting
- Mute my microphone when joining a meeting
- Press and hold SPACE key to temporarily unmute yourself
- Sync buttons on headset

Meeting Agenda:

269-673-4514
mthiele@allegancounty.org

Economic Development — Greg King, Director
ADMINISTRATIVE REPORTS:

DISTRICT 4
Mark DeYoung
616-318-9612
mdeyoung@allegancounty.org

CONSENT ITEMS:

1. Motion to approve of claims paid and to incorporate into proceedings of the Board (3/20/20 & 3/27/20)

Audio Settings ^

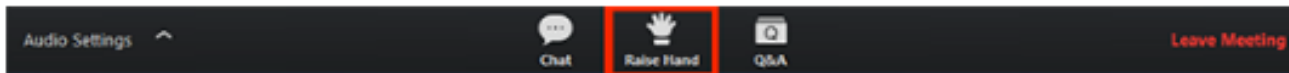
Chat Raise Hand Q&A

STEP 5: Raise hand to be recognized to speak.

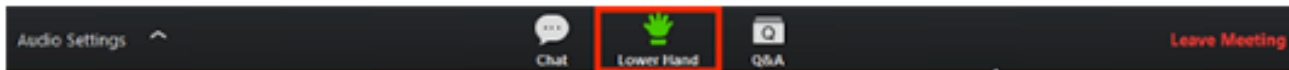
- Once “Raise Hand” is clicked, the Board Chairperson will receive notice and may UNMUTE your microphone when ready and verbally recognize you to speak.

On bottom of screen.

1. Click **Raise Hand** in the Webinar Controls.



2. The host will be notified that you've raised your hand.
3. Click **Lower Hand** to lower it if needed.



STEP 6: To leave the meeting

The screenshot shows a Zoom meeting interface. At the top, a green banner reads "You are viewing Allegan County Administration's screen" with a "View Options" dropdown. In the top right corner, there is a "Enter Full Screen" button. The main content is a document viewer displaying a Microsoft Word document titled "BOC20200409_agenda [Compatibility Mode] - Word". The document header includes the "Allegan County Board of Commissioners" logo and contact information for County Services Building, including address, phone, fax, and website. Below the header, the document title is "BOARD OF COMMISSIONERS MEETING – AGENDA". The agenda items are listed by district: DISTRICT 1 (Dean Kasperge), DISTRICT 2 (Jim Storey), DISTRICT 3 (Max R. Thiele), and DISTRICT 4 (Matt DeYoung). The agenda items include "Virtual Meeting – Connectivity Instructions Attached", "1PM CALL TO ORDER: ROLL CALL: OPENING PRAYER: PLEDGE OF ALLEGIANCE: COMMUNICATIONS: Attached APPROVAL OF MINUTES: Attached", "PUBLIC PARTICIPATION: ADDITIONAL AGENDA ITEMS: APPROVAL OF AGENDA: PRESENTATIONS: PROCLAMATIONS: INFORMATIONAL SESSION: Attached ADMINISTRATIVE REPORTS:", and "CONSENT ITEMS:". The document footer shows "PAGE 1 OF 2 251 WORDS" and a zoom level of "100%". At the bottom of the Zoom window, the meeting control bar is visible, featuring "Audio Settings", "Chat", "Raise Hand", "Q&A", and a red "Leave Meeting" button. A large blue arrow points to the "Leave Meeting" button.

PUBLIC NOTICE
2023 ALLEGAN COUNTY PROPOSED FINAL BUDGET

The Board of Commissioners of the County of Allegan will hold a budget hearing on Thursday, October 13, 2022, for all interested citizens to comment and discuss the proposed budget.

The hearing will take place at 7:00 PM in the Board Room, County Services Building, 3283–122nd Avenue, Allegan, Michigan, for the purpose of discussing the proposed budget. **The property tax millage rate proposed to be levied to support the proposed budget will be a subject of this hearing.** The public may also participate in the meeting/public hearing by calling 1-929-205-6099, Meeting ID: 891 6032 7098, and Meeting Password 101322. For other options connecting to the meeting, please visit the meeting calendar website at www.allegancounty.org or contact the County Administrator's Office.

The proposed budget may be examined online at www.allegancounty.org under News Media Room or on weekdays at the Office of the Allegan County Administrator (address below), between 8:00 AM and 5:00 PM. All interested citizens will have the opportunity to give written and/or oral comments.

The County will provide necessary reasonable auxiliary aids and services to individuals with disabilities at the public hearing upon one (1) week notice. Individuals requiring auxiliary aids or services should contact the following in writing or by telephone:

Robert J. Sarro,
County Administrator,
3283 – 122nd Avenue,
Allegan, Michigan, 49010
269-673-0239



BOARD OF COUNTY COMMISSIONERS

Gogebic County
200 N. Moore St.
Bessemer, Michigan 49911

RESOLUTION TO AMEND MICHIGAN'S NO-FAULT AUTO INSURANCE REFORM ACT Resolution #2022-14

WHEREAS, the Michigan No-Fault Auto Insurance Reform Act of 2019 introduced a fee cap, which took final effect on July 1, 2021; this cap set percentage limits on how much residential care facilities, home health care providers, and other persons can be reimbursed for providing treatment/care to auto accident victims, and;

WHEREAS, these reimbursement caps are 55% of the reimbursement rates that Home Care Providers were collecting in 2019, and;

WHEREAS, 55% of a Home Health Care provider's 2019 collections, is an unsustainable reimbursement cap to continue caring for catastrophically injured individuals following an auto accident.

NOW, THEREFORE BE IT RESOLVED, that the Gogebic County Board of Commissioners hereby urges the Michigan legislature to amend the Michigan No-Fault Auto Insurance Reform Act to address sustainable fee cap (i.e. Michigan's Workman's Compensation Fee Cap for Ancillary Services) for Home Health Care providers, in order to uphold these benefits that have been paid for by the survivors who are currently receiving and who will receive in-home, long-term care, when purchasing an Unlimited PIP Auto Insurance policy, paid by the Michigan Catastrophic Claims Association.

BE IT FURTHER RESOLVED, that the Gogebic County Clerk is requested to forward copies of the adopted resolution to the Governor of the State of Michigan, the State Senate Majority and Minority leaders, the State House Speaker and Minority Leader, MACC, and the other 82 counties of Michigan as Commissioner Correspondence.

ROLL CALL VOTE: YEAS: 6 NAYS: 0 ABSENT: 1

JAMES A. LORENSON, CHAIRMAN
Chairman

District 1	District 2	District 3	District 4	District 5	District 6	District 7
Dan Siirila	Tom Laabs	Jim Byrns Vice Chair	Jim Lorensen Chair	Joe Bonovetz	Bob Orlich	George Peterson III

STATE OF MICHIGAN)

) SS

COUNTY OF GOGEBIC)

I, Ramona L. Collins, Clerk of the County of Gogebic, and the Gogebic County Board of Commissioners, do hereby certify that the foregoing is a true and correct copy of the resolution adopted by the Board at a regular meeting on September 14, 2022.

In witness whereof I have hereunto set my hand and affixed the Seal of the County of Gogebic, on this 15th day of September, 2022, at Bessemer, Michigan.



Ramona Collins

Ramona L. Collins
Clerk/Register of Deeds

ALLEGAN COUNTY BOARD OF COMMISSIONERS
INDEX
SEPTEMBER 22, 2022 SESSION

JOURNAL 70

<u>PAGE</u>	<u>ITEM</u>	<u>SUBJECT MATTER</u>
309	1	SEPTEMBER 22, 2022 SESSION - INVOCATION, PLEDGE OF ALLEGIANCE, ROLL CALL
309	2	COMMUNICATIONS
309	3	APPROVAL OF MINUTES 9/8/22
309	4	PUBLIC PARTICIPATION - COMMENTS
309	5	APPROVAL OF AGENDA AS PRESENTED
309	6	PRESENTATIONS - STUDENT/FAMILY ASSISTANCE PROGRAM UPDATE
309	7	INFORMATIONAL SESSION - PROSECUTING ATTORNEY
310	8	ADMINISTRATIVE REPORTS
310	9	INTRODUCTIONS
310	10	BREAK - 2:42 PM
310-311	11	CLAIMS 9/16/22 AND 9/23/22
312	12	FINANCE - SET 2023 BUDGET HEARING
312	13	COVID-19 SUPPORT - EXTEND STUDENT/FAMILY ASSISTANCE CONTRACT
312-320	14	TRANSPORTATION - ADOPT AMERICANS WITH DISABILITIES ACT (ADA) POLICY
321	15	HUMAN RESOURCES - CHIEF ASSISTANT PUBLIC DEFENDER WAGE STEP
321	16	ELECTED OFFICIALS/CHIEF DEPUTIES - AUTHORIZE RETENTION PAYMENTS
321	17	APPOINTMENTS - 911 POLICY AND PROCEDURE BOARD
322	18	PUBLIC PARTICIPATION - NO COMMENTS
322	19	FUTURE AGENDA ITEMS
322	20	ADJOURNMENT UNTIL OCTOBER 13, 2022

AFTERNOON SESSION

SEPTEMBER 22, 2022 SESSION - INVOCATION, PLEDGE OF ALLEGIANCE, ROLL CALL

1/ The Board of Commissioners of the County of Allegan, State of Michigan, met in the Board Room of the County Services Building in the Township of Allegan on September 22, 2022 at 1:00 P.M. in accordance with the motion for adjournment of September 8, 2022, and rules of this Board; Chairman Storey presiding.

The invocation was offered by District #2 Commissioner Storey.

The Deputy County Clerk led the Board in the Pledge of Allegiance to the flag.

Upon roll call the following members answered as Commissioners for the respective Districts:

DIST #1	DEAN KAPENGA	DIST #5	TOM JESSUP
DIST #2	JIM STOREY	DIST #6	GALE DUGAN
DIST #3	MAX THIELE	DIST #7	RICK CAIN
DIST #4	MARK DeYOUNG		

COMMUNICATIONS

2/ Deputy Clerk Tien noted to the board that they received the following communication:

1. Resolution from Jackson County rejecting private money for funding elections

SEPTEMBER 8, 2022 SESSION MINUTES - ADOPTED

3/ Moved by Commissioner Dugan, seconded by Commissioner Cain to approve the minutes for the September 8, 2022 session as distributed. Motion carried by voice vote. Yeas: 7 votes. Nays: 0 votes.

PUBLIC PARTICIPATION - COMMENTS

4/ Chairman Storey opened the meeting to public participation and the following individual offered comment:

1. Monterey Township Supervisor Henry Reinart addressed the board with his interest in being on the 911 Policy and Procedure Board.

AGENDA - ADOPTED AS PRESENTED

5/ Moved by Commissioner DeYoung, seconded by Commissioner Dugan to adopt the meeting agenda as presented. Motion carried by voice vote. Yeas: 7 votes. Nays: 0 votes.

PRESENTATIONS - STUDENT/FAMILY ASSISTANCE PROGRAM UPDATE

6/ Charles Nechtem of Charles Nechtem Associates gave an update to the board via Zoom on the student/family assistance program in regards to mental health support services.

INFORMATIONAL SESSION - PROSECUTING ATTORNEY

7/ Prosecuting Attorney Myrene Koch presented the 2021 annual report for the Prosecutors Office.

ADMINISTRATIVE REPORTS

8/ Administrator Sarro noted his written report was submitted to Commissioners. Highlights included Charles Nechtem & Associates contract extension; wellness contract; workers compensation contract; facility planning; courthouse and youth home carpeting; pavement maintenance schedule; vaccinations; State Bar of Michigan plaque; and Gun Lake watercraft launch.

Broadband Project Manager Jill Dunham updated the board on the RFP for broadband.

INTRODUCTIONS

9/ Administrator Sarro and Executive Director of Services Dan Wedge introduced Whitney Ehresman to the board. She was recently hired as the Allegan County Transportation Director.

BREAK - 2:42 P.M.

10/ Upon reconvening at 2:55 P.M., the following Commissioners were present: Commissioner Kapenga, Storey, Thiele, DeYoung, Jessup, Dugan and Cain. Absent: None.

FINANCE COMMITTEE - CLAIMS & INTERFUND TRANSFERS

10/ **WHEREAS**, Administration has compiled the following claims for September 16, 2022 and September 23, 2022; and

WHEREAS, the following claims, which are chargeable against the County, were audited in accordance with Section 46.61 to 46.63, inclusive, M.C.L. 1970 as amended and resolutions of the Board; and

WHEREAS, said claims are listed in the 2022 Claims folder of the Commissioners' Record of Claims.

September 16, 2022

	TOTAL AMOUNT CLAIMED	AMOUNT ALLOWED	AMOUNT DISALLOWED
General Fund – 101	170,460.02	170,460.02	
Parks/Recreation Fund – 208	5,114.06	5,114.06	
Friend of the Court Fund – Cooperative Reimb – 215	1,158.37	1,158.37	
Health Department Fund – 221	22,966.10	22,966.10	
Register of Deeds Automation Fund – 256	581.46	581.46	
Indigent Defense Fund – 260	18,709.22	18,709.22	
Central Dispatch Fund – 261	412.85	412.85	
CDBG Program Income Fund – 277	1,250.00	1,250.00	
Grants – 279	7,754.89	7,754.89	
Sheriffs Contract – Wayland Township – 286	1,356.33	1,356.33	
Transportation Fund – 288	86,800.41	86,800.41	
Child Care Fund – 292	21,909.43	21,909.43	
Veterans Relief Fund – 293	943.31	943.31	
Senior Services Fund – 298	5,666.00	5,666.00	
Capital Improvement Fund - 401	2,765.00	2,765.00	

Delinquent Tax Revolving Fund – 516	13,802.81	13,802.81	
Tax Reversion 2020 – 621	66.83	66.83	
Tax Reversion 2018 – 629	2,258.00	2,258.00	
Fleet Management/Motor Pool – 661	796.54	796.54	
Self-Insurance Fund – 677	218.59	218.59	
Drain Fund – 801	30,408.75	30,408.75	
TOTAL AMOUNT OF CLAIMS	\$395,398.97	\$395,398.97	

September 23, 2022

	TOTAL AMOUNT CLAIMED	AMOUNT ALLOWED	AMOUNT DISALLOWED
General Fund – 101	127,864.24	127,864.24	
Parks/Recreation Fund – 208	124.28	124.28	
Friend of the Court Fund – Other – 216	2,478.19	2,478.19	
Health Department Fund – 221	11,615.00	11,615.00	
Solid Waste/Recycling – 226	45,062.40	45,062.40	
Animal Shelter – 254	2,098.25	2,098.25	
Register of Deeds Automation Fund – 256	500.67	500.67	
Indigent Defense Fund – 260	720.43	720.43	
Central Dispatch Fund – 261	4,719.71	4,719.71	
CDBG Program Income Fund – 277	33.00	33.00	
Transportation Fund – 288	5,100.32	5,100.32	
DHHS Board – 290	3.38	3.38	
Child Care Fund – 292	4,394.10	4,394.10	
Veterans Relief Fund – 293	1,043.39	1,043.39	
Senior Services Fund – 298	64,168.18	64,168.18	
Capital Improvement Fund - 401	9,475.81	9,475.81	
Delinquent Tax Revolving Fund – 516	4,519.39	4,519.39	
Tax Reversion – 620	1,541.00	1,541.00	
Revolving Drain Maintenance Fund – 639	50.41	50.41	
Fleet Management/Motor Pool – 661	1,620.00	1,620.00	
Self-Insurance Fund – 677	279.24	279.24	
Drain Fund – 801	37,338.83	37,338.83	
TOTAL AMOUNT OF CLAIMS	\$324,750.22	\$324,750.22	

THEREFORE BE IT RESOLVED that the Board of Commissioners adopts the report of claims for September 16, 2022 and September 23, 2022.

Moved by Commissioner DeYoung, seconded by Commissioner Dugan to adopt the report of claims for September 16, 2022 and September 23, 2022. Motion carried by roll call vote. Yeas: 7 votes. Nays: 0 votes.

ACTION ITEMS:**2023 FINAL BUDGET - SET PUBLIC HEARING**

12/ WHEREAS, consistent with the Uniform Budgeting Act, the County Administrator has submitted a recommended balanced budget to the Board of Commissioners; and

WHEREAS, the Board of Commissioners has accepted the recommended budget for final consideration.

THEREFORE BE IT RESOLVED that along with consideration of the final proposed budget, the Board of Commissioners has set a public hearing at 7:00 P.M. at the Annual Board Meeting on October 13, 2022, for review of the 2023 budget.

Moved by Commissioner Thiele, seconded by Commissioner Dugan to approve the resolution as presented. Motion carried by voice vote. Yeas: 7 votes. Nays: 0 votes.

COVID-19 SUPPORT - EXTEND STUDENT/FAMILY ASSISTANCE CONTRACT

13/ Commissioners discussed the extension of the student/family assistance contract with Charles Nechtem and Associates that was approved on September 23, 2021.

Moved by Commissioner Kapenga, seconded by Commissioner DeYoung to approve the resolution as presented.

Moved by Commissioner Dugan, seconded by Commissioner Cain to table discussion until further information is received. Motion carried by roll call vote. Yeas: Thiele, DeYoung, Jessup, Dugan and Cain. Nays: Kapenga and Storey.

DISCUSSION ITEMS:**TRANSPORTATION - ADOPT AMERICANS WITH DISABILITIES ACT (ADA) POLICY**

14/ WHEREAS, the Allegan County Board of Commissioners (Board) approved the Transportation Americans with Disabilities Act Policy on December 9, 2021; and

WHEREAS, the Michigan Department of Transportation (MDOT) and the Federal Transit Administration (FTA) now require the use of a template that includes additional information regarding reasonable modifications of ADA policies and procedures.

THEREFORE BE IT RESOLVED, the Board hereby approves the Transportation Americans with Disabilities Act Policy, revised September 22, 2022, as attached, effective immediately.

Moved by Commissioner Dugan, seconded by Commissioner Thiele to take immediate action and approve the resolution as presented. Motion carried by voice vote. Yeas: 7 votes. Nays: 0 votes.

**ALLEGAN COUNTY
POLICY**



TITLE: Americans with Disabilities Act (ADA)
CATEGORY: Procedure and Guidelines
POLICY NUMBER: OP-002
SCOPE OF AUTHORITY: Service Area

APPROVED BY: Allegan County Board of Commissioners

EFFECTIVE DATE: August 13, 2015
LAST REVISED DATE: September 22, 2022
LAST REVIEWED DATE: September 22, 2022

TYPE OF ACTION: Michigan Department of Transportation (MDOT)/Federal Transit Administration (FTA) Compliance

1. PURPOSE:

To ensure that citizens with disabilities are afforded the same rights and privileges as non-disabled people. This policy is developed in accordance with Title II and III of the Americans with Disabilities Act of 1990.

2. SERVICE AREA(s) AFFECTED:

Allegan County Transportation Services.

3. DEFINITIONS:

- 3.1 Americans with Disability Act – ADA: Legislation passed in 1990 that prohibits discrimination against people with disabilities.
- 3.2 Michigan Department of Transportation – MDOT: A constitutional government agency in the US of Michigan.
- 3.3 Federal Transit Administration – FTA: An agency within the United States Department of Transportation (DOT) that provides financial and technical assistance to local public transportation systems.
- 3.4 Allegan County Transportation – ACT: A County service area focused on meeting the strategic transportation needs of our citizens.

4. ADA COMPLAINT AND REASONABLE MODIFICATION POLICY:

Allegan County Transportation is committed to complying with the provisions outlined in the Americans with Disabilities Act regarding barrier free access to all County programs, services, and activities.

Title II and III of the Americans with Disabilities Act of 1990 (ADA) provides that no entity shall discriminate against an individual with a disability in connection with the provision of transportation services. Title II of the ADA prohibits state and local governments from discriminating against people with disabilities. Title III establishes accessibility requirements for places of public accommodation. The law sets forth specific public transit requirements for vehicle and facility accessibility and the provision of service, including access to fixed route bus and complementary paratransit service. Allegan County Transportation is committed to providing safe and reliable transportation to all people without discrimination.

The attached flyer (Attachment A) will be posted in all transit agency buses, facilities, and websites.

5. ALLEGAN COUNTY TRANSPORTATION RESPONSIBILITIES AND ADA COMPLAINTS:

If Allegan County Transportation receives a complaint regarding discrimination against an individual under the ADA, ACT will respond within 30-days of receiving the complaint and will work to resolve the issue with the complainant as quickly as possible. This may involve legal assistance and/or mediation. ACT will document all of the process, including the resolution, and notify the Michigan Department of Transportation (MDOT) Office of Passenger Transportation (OPT). ACT will keep the complaint and all related documents on file for at least one year. ACT will keep a summary of all complaints filed for at least five years. Records will be made available to MDOT OPT upon request.

5.1 What information should my ADA complaint include?

Your written ADA complaint should provide the following information:

1. Your full name, address, telephone number, and e-mail address where ACT can reach you during the day and evening.
2. The name of the party discriminated against, if known.
3. The name of the person you believe committed the discrimination, if known.
4. A brief description of the alleged discrimination and the dates they occurred.
5. Other information you feel is necessary to support your complaint, including copies (not originals) of relevant documents.
6. Information about how to communicate with you effectively. Please let ACT know if you want written communications in a specific format (e.g., large print, Braille, electronic documents).

To guide you in providing the requested information, you may use the attached ADA complaint form. (Attachment B)

5.2 How do I file an ADA complaint by email?

Include all of the information listed above (5.1), either in the body of the email or in an attachment. Attach any relevant documents to your email. Send your complaint to transportation@allegancounty.org. You will receive a reply email confirming that your complaint has been received within 48 business hours. Please keep a copy of your complaint and the reply email for your records. If you do not receive a reply email, please contact Allegan County Transportation at (269) 686-4529.

5.3 What happens after my complaint is received?

After a complaint is received, ACT will inform you of its action, which may include:

1. Contacting you for additional information or copies of relevant documents.
2. Working with you to resolve the issue.
3. Referring your complaint for possible resolution through the U.S. Department of Justice ADA Mediation Program.
4. Referring your complaint to another federal agency with responsibility for the types of issues you have raised.

5.4 How can I find out the status of my complaint?

Allegan County Transportation will review each complaint carefully. If you have not heard from ACT within three weeks, please contact ACT at (269) 686-4529.

6. REASONABLE MODIFICATIONS:

Public agencies that provide designated public transportation shall make reasonable modifications in policies, practices, or procedures when the modifications are necessary to avoid discrimination on the basis of disability or to provide program accessibility to their services. This requirement applies to the means public entities use to meet their obligations under all provisions of the law.

In choosing among alternatives for meeting nondiscrimination and accessibility requirements with respect to new, altered, or existing facilities, or designated or specified transportation services, Allegan County Transportation shall give priority to those methods that offer services, programs, and activities to qualified individuals with disabilities in the most integrated setting appropriate to the needs of individuals with disabilities.

Requests for modification of Allegan County Transportation policies and practices may be denied only on one or more of the following grounds:

1. Granting the request would fundamentally alter the nature of the agency's services, programs, or activities.
2. Granting the request would create a direct threat to the health or safety of others.
3. Without the requested modification, the individual with a disability is still able to fully use the entity's services, programs, or activities for their intended purpose.

Basic process requirements that must be met are:

1. Information on the reasonable modification process must be readily available to the public and must be readily accessible.
2. Advance notice can be required if feasible. Flexibility is also needed to handle requests that are only practicable on the spot.
3. Individuals requesting modifications are not required to use the term "reasonable modification".

6.1 What information should my reasonable modification request include?

1. Your full name, address, telephone number, and e-mail address where ACT can reach you during the day and evening.
2. The name of the party discriminated against, if known.
3. If the request is being made by someone else on behalf of the rider, please provide the advocate's name, relationship to the rider, and telephone number.
4. A description of the rider's disability or disabilities.
5. The service policy or procedure that may need to be modified to allow the rider full access to the transit services provided.
6. How the current service policy or program prevents the rider from using transit service.
7. A description of the specific modification to the current service policy or procedure that you are requesting.
8. Copies (not originals) of any required documentation of disability.

To guide you in providing the requested information, you may use the attached ADA reasonable modification request form. (Attachment C)

6.2 How do I request reasonable modification by email?

Include all of the information listed above (6.1), either in the body of the email or in an attachment. Attach any relevant documents to your email. Send your request to transportation@allegancounty.org. You will receive a reply email confirming that your request has been received within 48 business hours. Please keep a copy of your request and the reply email for your records. If you do not receive a reply email, please contact Allegan County Transportation at (269) 686-4529.

6.3 What happens after my request is received?

After the request is received, ACT will provide a written response of approval or denial within seven days of its receipt.

6.4 How can I find out the status of my request?

ACT will review each request carefully. If you have not heard from ACT within seven days, please contact Allegan County Transportation at (269) 686-4529.

7. APPENDICES:

- A. Attachment A – Procedure to File a Complaint or Request Reasonable Modification
- B. Attachment B – ADA Discrimination Complaint Form
- C. Attachment C – ADA Reasonable modification Request Form

Attachment A

Allegan County Transportation**Procedure to File a Complaint or Request Reasonable Modification Under the Americans with Disabilities Act (ADA)**

If you believe you or another person has been discriminated against under Title II and III of the American with Disabilities Act of 1990 by Allegan County Transportation or one of its employees, you can file a complaint, or alternatively, request reasonable modification, by mail, fax, or email at:

ADA Coordinator
 Allegan County Transportation
 750 Airway Drive
 Allegan, MI 49010
 FAX (269) 673-2190
transportation@allegancounty.org

Take the first step: Before filing your complaint or request, contact the Allegan County Transportation ADA Coordinator to discuss your concerns. The ADA Coordinator can look into the issue and try to come up with an acceptable resolution to the situation.

You may file a complaint or request a reasonable modification in writing with Allegan County Transportation using the following procedures:

1. File a written complaint with Allegan County Transportation as soon as possible, but no later than 180 calendar days after the alleged violation. Requests for reasonable modification may be filed at any time.
2. The written complaint or modification request should be submitted by the complainant and/or their designee.
3. Alternative means of filing complaints and requesting modifications, such as a personal interview or a tape recording, will be made available upon request.
4. The written complaint or modification request should contain the information required by the Allegan County Transportation public policy that is available upon request. Alternative formats and language translations for this document are available on request.
5. Explanation of approval or denial of reasonable modification requests will be made and sent to the requestor within seven calendar days of receipt.
6. Within 15 calendar days of receiving a complaint, Allegan County Transportation will meet with the complainant to discuss the complaint and possible resolutions.
7. Within 15 calendar days of the meeting, Allegan County Transportation will respond in writing or another accessible format. The response will explain the position of Allegan County Transportation and offer options for substantive resolution of the complaint.
8. If the response by the Allegan County Transportation does not resolve the issue, the complainant and/or designee may appeal the decision within 15 calendar days to the Federal Transit Administration Office for Civil Rights.
9. All written documents in the process will be retained by Allegan County Transportation for at least one year.

Attachment B

**Allegan County Transportation
ADA Discrimination Complaint Form**

Instructions: Please fill out this form completely, sign and mail, fax, or email to:

ADA Coordinator
Allegan County Transportation
750 Airway Drive
Allegan, MI 49010
FAX (269) 673-2190
transportation@allegancounty.org

Complainant: _____

Address: _____

City, State and Zip Code: _____

Telephone: Home: _____ Mobile: _____

Person Discriminated Against (if other than the complainant): _____

Address: _____

City, State and Zip Code: _____

Telephone: Home: _____ Mobile: _____

Email Address: _____

When did the discrimination occur? Date: _____

Describe the acts of discrimination, providing the name(s) where possible of the individuals who discriminated:

Signature: _____

Date: _____

Attachment C

Allegan County Transportation

ADA Reasonable Modification Request Form

Instructions: Please fill out this form completely, sign and mail, fax, or email to:

ADA Coordinator
Allegan County Transportation
750 Airway Drive
Allegan, MI 49010
(269) 686-4529
FAX (269) 673-2190
transportation@allegancounty.org

Rider: _____

Street Address: _____

City, State, and Zip Code: _____

Telephone: Home: _____ Mobile: _____

Email address: _____

Person requesting modification (if other than the rider): _____

Address: _____

City, State and Zip Code: _____

Telephone: Home: _____ Mobile: _____

Email Address: _____

Describe the rider's disability or disabilities. _____

Describe the service policy or program that may need to be modified to allow the rider full access to the transit services provided. _____

How does the current service policy or program prevent the rider from using the transit service or program? _____

Please describe the specific modification to the current policy/procedure that you are requesting. _____

How would you like Allegan County Transportation to respond to your request?



- In writing to the address listed above
- By email to the address listed above

If future communications regarding this request are needed in an alternate format, please indicate the appropriate format below:

- large print (font size needed: _____)
- Spanish

This form can be requested in large print by calling (number); TTY (number); or emailing (e-mail address).

Please send the completed form *and any required documentation of disability* to:

ADA Coordinator
Allegan County Transportation
750 Airway Drive
Allegan, MI 49010
FAX (269) 673-2190
transportation@allegancounty.org

Electronic versions of the completed form and scans of required documentation of disability should be sent to (email address).

Allegan County Transportation will provide a written response to your request within seven days of its receipt. To check on the status of the request, call Allegan County Transportation at (269) 686-4529; or email transportation@allegancounty.org.

HUMAN RESOURCES – CHIEF ASSISTANT PUBLIC DEFENDER POSITION WAGE STEP

15/ WHEREAS, through policy, the County Administrator's authority to offer an initial wage step is limited to the midpoint of an established wage range; and

WHEREAS, Human Resources has analyzed the appropriate initial step for the Chief Assistant Public Defender's best-qualified candidate and has recommended Step P (beyond the midpoint).

THEREFORE BE IT RESOLVED, that the Board of Commissioners does hereby authorize the County Administrator to hire the Chief Assistant Public Defender position at Step P within the C51 range; and

BE IT FINALLY RESOLVED, that the Executive Director of Finance is authorized to make any necessary budget adjustments to complete this action.

Moved by Commissioner Dugan, seconded by Commissioner Thiele to take immediate action and approve the resolution as presented. Motion carried by roll call vote. Yeas: 7 votes. Nays: 0 votes.

ELECTED OFFICIALS/CHIEF DEPUTIES – AUTHORIZE RETENTION PAYMENTS

16/ WHEREAS, on September 8, 2022, the Board of Commissioners (Board) authorized the County Administrator to offer and ratify letters of agreement with the twelve bargaining groups, subject to the parameters discussed in closed session surrounding paid time off, retention payments, anniversary dates, and training officer pay; and

WHEREAS, as part of this action, the County Administrator was authorized to update all related county policies with the same parameters for non-bargaining employees.

THEREFORE BE IT RESOLVED the Board authorizes 2022-2023 retention payments for each judge, county-wide elected official (County Clerk/Register of Deeds, Drain Commissioner, Sheriff, Prosecuting Attorney, and Treasurer) and for each of their chief deputies; and

BE IT FURTHER RESOLVED that retention is inclusive of employment with Allegan County as regular part-time or full-time employment prior to holding the elected office or appointment as chief deputy; and

BE IT FINALLY RESOLVED and any break in employment of more than 12 months will result in loss of previous years of service for calculation purposes.

Moved by Commissioner Cain, seconded by Commissioner Kapenga to take immediate action and approve the resolution as presented. Motion carried by roll call vote. Yeas: Kapenga, Storey, DeYoung, Dugan and Cain. Nays: Thiele and Jessup.

APPOINTMENTS – 911 POLICY AND PROCEDURE BOARD

17/ Chairman Storey announced the appointment of the following individual to the 911 Policy and Procedure Board to fill the remainder of a 2-year term; term to expire 7/31/2024.

Henry Reinart, 3341 30th St, Hopkins MI (Township Representative)

Moved by Commissioner Thiele, seconded by Commissioner Dugan to approve the appointment as made. Motion carried by voice vote. Yeas: 7 votes. Nays: 0 votes.

PUBLIC PARTICIPATION - NO COMMENTS

18/ Chairman Storey opened the meeting to public participation and as there were no comments from the public, he closed the meeting to public participation.

FUTURE AGENDA ITEMS

19/ Commissioner Kapenga requested that there be an Emergency Management presentation at a future meeting.

ADJOURNMENT UNTIL OCTOBER 13, 2022 AT 7:00 P.M.

20/ Moved by Commissioner Thiele, seconded by Commissioner Cain to adjourn until October 13, 2022 at 7:00 P.M. The motion carried by voice vote and the meeting was adjourned at 4:00 P.M. Yeas: 7 votes. Nays: 0 votes.



Deputy Clerk

Board Chairperson

Minutes approved during the 00/00/2022 Session



2021

ANNUAL REPORT



ALLEGAN COUNTY ROAD COMMISSION


September 24, 2022

Honorable Board of County Commissioners
Of Allegan County
County Building
Allegan, Michigan 49010

In compliance with the statutes relative thereto, the Board of County Road Commissioners herewith submits its ANNUAL REPORT for the year ending December 31, 2021.

Very truly yours,

BOARD OF COUNTY ROAD COMMISSIONERS



John G. Kleinheksel, Chairman



James M. Rybicki, Vice-Chair



Larry W. Brown, Commissioner

ANNUAL REPORT

OF THE

BOARD OF COUNTY ROAD COMMISSIONERS

OF

ALLEGAN COUNTY, MICHIGAN

TO THE

BOARD OF COUNTY COMMISSIONERS

ALLEGAN COUNTY, MICHIGAN

FOR THE CALENDAR YEAR

2021

BOARD OF COMMISSIONERS

John Kleinheksel, Chairman

James Rybicki, Vice-Chairman

Larry Brown, Commissioner

STAFF

Craig Atwood, Managing Director

Jason Edwards, County Highway Engineer

Sheryl Parrish, Finance Director

Phil Kernodle, Maintenance Superintendent

Walter Jansen, Equipment Superintendent

John Sharpe, Traffic and Safety Superintendent

TABLE OF CONTENTS

Balance Sheet	1
Capital Asset Account Group.	2
Statement of Revenues	3
Statement of Expenditures	5
Statement of Changes in Fund Balances	6
Equipment Expense.	7
Distributive Expense – Fringe Benefits	8
Distributive Expense – Overhead	9
Schedule of Capital Outlay	10
Distribution of Gain or Loss on Disposal of Assets.	10
Preservation Expenditures – 90% of MTF	11
Ten Years Qualified Expenditures – Non-Motorized Improvements	12
Indirect Equipment and Storage Expense	13
Administrative Expense Schedule and Allocation	14
Construction/Capacity Improvements/Structural Improvements	15
Schedule of Township Mileage and Population.	16
Schedule of Township Expenditures and Contributions	17
Analysis of Fringe Benefits.	18
Analysis of Maintenance Expenditures	19
Capital Outlay.	20
Township Contributions	21
Report of Progress	22
Primary Road System – Construction/Capacity Improvements/Structural Improvements (Detailed Description)	23
Local Road System – Construction/Capacity Improvements/Structural Improvements and Special Maintenance (Detailed Description).	25
Bridge Replacement Program	30
Certified Road Mileage & Number of Bridges	31
Charts and Graphs.	32

Allegan

Year Ended - 2021

Start: 01/01/2021 End: 12/31/2021

BALANCE SHEET

Assets

General Operating Fund

1. Cash	\$100.00
2. Investments	11,007,872.01
3. Accounts Receivable :	
a. Michigan Transportation Fund	3,057,849.72
b. State Trunkline Maintenance	0.00
c. State Transportation Department - Other	0.00
d. Due on County Road Agreement	3,080,801.79
e. Due on Special Assessment	0.00
f. Sundry Accounts Receivable	3,952,475.30

Inventories/Pre-Paid Insurance/Other

4. Deferred Expense State Aid	0.00
5. Road Materials	934,261.21
6. Equipment Materials and Parts	1,008,557.54
7. Prepaid Insurance	145,536.31
8. Deferred Expense - Federal Aid	0.00
9. Other	0.00

10. TOTAL ASSETS

\$23,187,453.88

Liabilities and Fund Balances

Liabilities

11. Accounts Payable	\$126,523.75
12. Notes Payable (Short Term)	0.00
13. Accrued Liability	187,115.02
14. Advances	0.00
15. Deferred Revenue - Special Assessment District	4,155,383.00
16. Deferred Revenue - EDF Forest Rd.(E)	0.00
17. Deferred Revenue	0.00
18. Other	6,327,217.76

Fund Balances

19. Primary Road Fund	6,133,745.81
20. Local Road Fund	4,007,313.68
21. County Road Commission Fund	2,250,154.86
22. Total Fund Balances	12,391,214.35

23. TOTAL LIABILITIES AND FUND BALANCES

\$23,187,453.88

Allegan

Year Ended - 2021

Start: 01/01/2021 End: 12/31/2021

CAPITAL ASSETS ACCOUNT GROUP

<u>Assets</u>	(A)	(B)
24. Land	\$0.00	\$0.00
25. Land Improvements	\$155,034.91	0.00
25 a.Less: Accumulated Depreciation	0.00	155,034.91
26. Depletable Assets	0.00	0.00
26 a.Less: Accumulated Depreciation	0.00	0.00
27. Buildings	9,842,492.90	0.00
27 a.Less: Accumulated Depreciation	(2,191,321.55)	7,651,171.35
28. Equipment - Road	18,334,617.55	0.00
28 a.Less: Accumulated Depreciation	(15,102,873.98)	3,231,743.57
29. Equipment - Shop	114,045.00	0.00
29 a.Less: Accumulated Depreciation	(25,610.50)	88,434.50
30. Equipment - Engineers	86,585.14	0.00
30 a.Less: Accumulated Depreciation	(37,182.87)	49,402.27
31. Equipment - Yard and Storage	1,254,021.87	0.00
31 a.Less: Accumulated Depreciation	(543,589.11)	710,432.76
32. Equipment and Furniture - Office	55,977.94	0.00
32 a.Less: Accumulated Depreciation	(55,977.94)	0.00
33. Infrastructure	305,748,466.05	0.00
33 a.Less: Accumulated Depreciation	(83,041,964.35)	222,706,501.70
34. Vehicles	0.00	0.00
34 a.Less: Accumulated Depreciation	0.00	0.00
35. Construction Work in Progress	0.00	0.00
	36. Total Assets	\$234,592,721.06
<u>Equities</u>		
37. Plant and Equipment Equity		
	37 a.Primary	11,882,653.49
	37 b.Local	3,565.87
	37 c.Co. Road Comm.	0.00
	37 d.Infrastructure	222,706,501.70
	38. Total Equities	\$234,592,721.06
<u>Long Term Debt</u>		
39. Bonds Payable (Act 51)		5,113,629.75
40. Notes Payable (Act 143)		0.00
41. Vested Vacation and Sick Leave Payable		468,471.41
42. Installment/Lease Purchase Payable		0.00
43. Other		0.00
	44. Total Liabilities	\$5,582,101.16
<u>Fiduciary Fund</u>		
45. Deferred Compensation (Pension) Plan		\$2,321,754.32

Allegan

Year Ended - 2021

Start: 01/01/2021 End: 12/31/2021

STATEMENT OF REVENUES

	Primary Road Fund (P)	Local Road Fund (L)	Co. Road Comm. Fund (C)	Total (T)
<u>Taxes</u>				
46. County Wide Millage	\$4,024,320.94	\$0.00	\$0.00	\$4,024,320.94
47. Other	0.00	0.00	0.00	0.00
48. Total Taxes	<u>4,024,320.94</u>	<u>0.00</u>	<u>0.00</u>	<u>4,024,320.94</u>
<u>Licenses and Permits</u>				
49. Specify	0.00	0.00	100,550.00	100,550.00
<u>Federal Sources</u>				
50. Surface Tran. Program (STP)	1,515.72	0.00	0.00	1,515.72
51. C Funds - Federal	0.00	0.00	0.00	0.00
52. D Funds - Federal	0.00	0.00	0.00	0.00
53. Bridge	0.00	1,247,986.94	0.00	1,247,986.94
54. High Priority	0.00	0.00	0.00	0.00
55. Other	2,904.85	0.00	0.00	2,904.85
56. Total Federal Sources	<u>4,420.57</u>	<u>1,247,986.94</u>	<u>0.00</u>	<u>1,252,407.51</u>
<u>STATE SOURCES</u>				
<u>Michigan Transportation Fund</u>				
57. Engineering	6,451.25	3,548.75	0.00	10,000.00
58. Snow Removal	0.00	198,128.37	0.00	198,128.37
59. Urban Road	525,792.93	163,609.42	0.00	689,402.35
60. Allocation	10,376,989.29	5,708,252.95	0.00	16,085,242.24
61. Total MTF	<u>10,909,233.47</u>	<u>6,073,539.49</u>	<u>0.00</u>	<u>16,982,772.96</u>
<u>Other</u>				
62. Local Bridge	(249.36)	234,246.94	0.00	233,997.58
63. Other	6,321.00	0.00	0.00	6,321.00
64. Total Other	<u>6,071.64</u>	<u>234,246.94</u>	<u>0.00</u>	<u>240,318.58</u>
<u>Economic Development Fund</u>				
65. Target Industries (A)	0.00	0.00	0.00	0.00
66. Urban Congestion (C)	0.00	0.00	0.00	0.00
67. Rural Primary (D)	378.94	0.00	0.00	378.94
68. Forest Road (E)	0.00	0.00	0.00	0.00
69. Urban Area (F)	0.00	0.00	0.00	0.00
70. Other	0.00	0.00	0.00	0.00
71. Total EDF	<u>378.94</u>	<u>0.00</u>	<u>0.00</u>	<u>378.94</u>
72. Total State Sources	<u>\$10,915,684.05</u>	<u>\$6,307,786.43</u>	<u>\$0.00</u>	<u>\$17,223,470.48</u>

Allegan

Year Ended - 2021

Start: 01/01/2021 End: 12/31/2021

STATEMENT OF REVENUES

	Primary Road Fund (P)	Local Road Fund (L)	Co. Road Comm. Fund (C)	Total (T)
<u>Contributions From Local Units</u>				
73. City and Village	\$0.00	\$0.00	\$12,787.01	\$12,787.01
74. Township Contr.	238,259.34	9,419,001.42	0.00	9,657,260.76
75. Other	0.00	0.00	0.00	0.00
76. Total Contributions	<u>238,259.34</u>	<u>9,419,001.42</u>	<u>12,787.01</u>	<u>9,670,047.77</u>
<u>Charges for Service</u>				
77. Trunkline Maintenance	0.00	0.00	0.00	0.00
78. Trunkline Non-maintenance	0.00	0.00	0.00	0.00
79. Salvage Sales	0.00	0.00	41,038.53	41,038.53
80. Other	0.00	0.00	16,442.16	16,442.16
81. Total Charges	<u>0.00</u>	<u>0.00</u>	<u>57,480.69</u>	<u>57,480.69</u>
<u>Interest and Rents</u>				
82. Interest Earned	2,614.29	1,915.69	1,001.56	5,531.54
83. Property Rentals	0.00	0.00	0.00	0.00
84. Total Interest/Rents	<u>2,614.29</u>	<u>1,915.69</u>	<u>1,001.56</u>	<u>5,531.54</u>
<u>Other</u>				
85. Special Assessments	0.00	0.00	0.00	0.00
86. Land and Bldg. Sales	0.00	0.00	0.00	0.00
87. Sundry Refunds	0.00	0.00	0.00	0.00
88. Gain (Loss) Equip. Disp.	7,201.24	2.16	0.00	7,203.40
89. Contributions from Private Sources	0.00	0.00	20,000.00	20,000.00
90. Other	0.00	0.00	0.00	0.00
91. Total Other	<u>7,201.24</u>	<u>2.16</u>	<u>20,000.00</u>	<u>27,203.40</u>
<u>Other Financing Sources</u>				
92. County Appropriation	0.00	0.00	0.00	0.00
93. Bond Proceeds	0.00	0.00	0.00	0.00
94. Note Proceeds	0.00	0.00	0.00	0.00
95. Inst. Purch./Leases	0.00	0.00	0.00	0.00
96. Total Other Fin. Sources	<u>0.00</u>	<u>0.00</u>	<u>0.00</u>	<u>0.00</u>
97. TOTAL REVENUE AND OTHER FINANCING SOURCES	<u>\$15,192,500.43</u>	<u>\$16,976,692.64</u>	<u>\$191,819.26</u>	<u>\$32,361,012.33</u>

Allegan

Year Ended - 2021

Start: 01/01/2021 End: 12/31/2021

STATEMENT OF EXPENDITURES

	Primary Road Fund (P)	Local Road Fund (L)	Co. Road Comm. Fund (C)	Total (T)
Construction/Capacity Improvement				
98. Roads	\$0.00	\$0.00	\$0.00	\$0.00
99. Structures	0.00	0.00	0.00	0.00
100. Roadside Parks	0.00	0.00	0.00	0.00
101. Special Assessments	0.00	0.00	0.00	0.00
102. Other	0.00	0.00	0.00	0.00
103. Total Construction/Cap. Imp.	<u>0.00</u>	<u>0.00</u>	<u>0.00</u>	<u>0.00</u>
Preservation - Structural Improvements				
104. Roads	4,260,147.16	9,467,035.21	0.00	13,727,182.37
105. Structures	2,069.57	1,700,332.06	0.00	1,702,401.63
106. Safety Projects	0.00	0.00	0.00	0.00
107. Roadside Parks	0.00	0.00	0.00	0.00
108. Special Assessments	0.00	0.00	0.00	0.00
109. Other	0.00	0.00	0.00	0.00
110. Total Preservation - Struct. Imp.	<u>4,262,216.73</u>	<u>11,167,367.27</u>	<u>0.00</u>	<u>15,429,584.00</u>
Maintenance				
111. Roads	3,746,974.94	7,471,812.62	0.00	11,218,787.56
112. Structures	17,382.58	36,093.73	0.00	53,476.31
113. Roadside Parks	0.00	0.00	0.00	0.00
114. Winter Maintenance	1,181,515.18	1,679,862.12	0.00	2,861,377.30
115. Traffic Control	251,052.10	379,711.94	0.00	630,764.04
116. Total Maintenance	<u>5,196,924.80</u>	<u>9,567,480.41</u>	<u>0.00</u>	<u>14,764,405.21</u>
117. Total Construction, Preservation And Maintenance	<u>9,459,141.53</u>	<u>20,734,847.68</u>	<u>\$0.00</u>	<u>30,193,989.21</u>
Other				
118. Trunkline Maintenance	0.00	0.00	0.00	0.00
119. Trunkline Non-maintenance	0.00	0.00	0.00	0.00
120. Administrative Expense	383,198.91	839,988.61	0.00	1,223,187.52
121. Equipment - Net	(209,223.15)	(668,025.97)	0.00	(877,249.12)
122. Capital Outlay - Net	330,259.18	(437.33)	0.00	329,821.85
123. Debt Principal Payment	300,000.00	0.00	0.00	300,000.00
124. Interest Expense	168,079.99	0.00	0.00	168,079.99
125. Drain Assessment	0.00	0.00	0.00	0.00
126. Other	0.00	0.00	0.00	0.00
127. Total Other	<u>972,314.93</u>	<u>171,525.31</u>	<u>0.00</u>	<u>1,143,840.24</u>
128. Total Expenditures	<u>\$10,431,456.46</u>	<u>\$20,906,372.99</u>	<u>\$0.00</u>	<u>\$31,337,829.45</u>

Allegan

Year Ended - 2021

Start: 01/01/2021 End: 12/31/2021

STATEMENT OF CHANGES IN FUND BALANCES

	Primary Road Fund (P)	Local Road Fund (L)	Co. Road Comm. Fund (C)	Total (T)
129. Total Revenues And Other Financing Sources	\$15,192,500.43	\$16,976,692.64	\$191,819.26	\$32,361,012.33
130. Total Expenditures	10,431,456.46	20,906,372.99	0.00	31,337,829.45
131. Excess of Revenues Over (Under) Expenditures	<u>4,761,043.97</u>	<u>(3,929,680.35)</u>	<u>191,819.26</u>	<u>1,023,182.88</u>
132. Optional Transfers				
132 a. Primary to Local (50%)	(4,000,000.00)	4,000,000.00	0.00	0.00
132 b. Local to Primary (15%)	0.00	0.00	0.00	0.00
133. Emergency Transfers (Local to Primary)	0.00	0.00	0.00	0.00
134. Total Optional Transfers	<u>(4,000,000.00)</u>	<u>4,000,000.00</u>	<u>0.00</u>	<u>0.00</u>
135. Excess of Revenues and Other Sources Over (Under) Expenditures and Other Uses	<u>761,043.97</u>	<u>70,319.65</u>	<u>191,819.26</u>	<u>1,023,182.88</u>
136. Beginning Fund	5,372,701.84	3,936,994.03	2,058,335.60	11,368,031.47
137. Adjustment	0.00	0.00	0.00	0.00
138. Beginning Fund Balance Restated	5,372,701.84	3,936,994.03	2,058,335.60	11,368,031.47
139. Interfund Transfer(County to Primary and/or Local)	0.00	0.00	0.00	0.00
140. Ending Fund Balance	<u>\$6,133,745.81</u>	<u>\$4,007,313.68</u>	<u>\$2,250,154.86</u>	<u>\$12,391,214.35</u>
Fund Balance Reserve - Building				1,500,000.00
Fund Balance Reserve - Bond				1,000,000.00
Fund Balance Unreserved				9,891,213.66
Ending Fund Balance Dec 31, 2021				<u>\$12,391,213.66</u>

Allegan

Year Ended - 2021

Start: 01/01/2021 End: 12/31/2021

EQUIPMENT EXPENSE

Direct Equipment Expense

141. Labor and Fringe Benefits	\$404,034.42	
142. Depreciation	1,118,042.14	
143. Other	553,250.72	
144. Total Direct		2,075,327.28

Indirect Equipment Expense

145. Total Indirect 1,279,844.87

Operating Equipment Expense

146. Labor and Fringe Benefits	0.00	
147. Operating Expenses	474,233.02	
148. Total Operating		\$474,233.02

149. TOTAL EQUIPMENT EXPENSE

\$3,829,405.17

Equipment Rental Credits:

	<u>Primary</u>	<u>Local</u>	<u>County</u>	<u>Total</u>
150. Construction/Capacity Improvement	0.00	0.00	0.00	0.00
151. Preservation - Structural Improvement	20,201.95	130,276.48	0.00	150,478.43
152. Maintenance	1,058,318.85	3,313,319.76	0.00	4,371,638.61
153. Inventory Operations	0.00	0.00	0.00	0.00
154. MDOT	0.00		0.00	0.00
155. Other Reimbursable Charges	0.00	0.00	0.00	0.00
156. All Other Charges	44,012.13	140,525.12	0.00	184,537.25
157. Total Equipment Rental Credits	1,122,532.93	3,584,121.36	0.00	4,706,654.29
	(A)	(B)	(C)	(D)
158. (Gain) or Loss on Usage of Equipment	0.00	0.00	0.00	(877,249.12)

PRORATION OF EQUIPMENT USAGE GAIN OR LOSS

(Net Equipment Expense)

159. Equipment Rental Credits	\$1,122,532.93	\$3,584,121.36	\$0.00	\$4,706,654.29
	(A)	(B)	(C)	(D)
160. Percent of Total	23.85 %	76.15 %	0.00 %	100.00 %
161. Prorated Total Equipment Expense	913,309.78	2,916,095.39	0.00	3,829,405.17
162. Prorated Gain/Loss On Usage (Net Equipment Expense)	(209,223.15)	(668,025.97)	0.00	(877,249.12)

Allegan

Year Ended - 2021

Start: 01/01/2021 End: 12/31/2021

DISTRIBUTIVE EXPENSE - FRINGE BENEFITS

	Total Labor Charge	Distributive Calc.
163. Primary Construction/Cap. Imp.	\$0.00	\$0.00
164. Primary Preservation - Struct. Imp.	105,554.41	142,414.35
165. Primary Maintenance	456,982.49	616,567.04
166. Local Construction/Cap. Imp.	0.00	0.00
167. Local Preservation - Struct. Imp.	206,691.37	278,870.62
168. Local Maintenance	1,330,439.47	1,795,046.86
169. Inventory	0.00	0.00
170. Equipment Expense - Direct	171,987.17	232,047.25
171. Equipment Expense - Indirect	253,349.15	341,821.98
172. Equipment Expense - Operating	0.00	0.00
173. Administration	439,139.33	592,492.52
174. State Trunkline Maintenance	0.00	0.00
175. Sundry Account Rec.	0.00	0.00
176. Capital Outlay	6,861.80	9,510.63
177. Other	837,522.65	321,732.98
178. Total Payroll	\$3,808,527.84	
179. Less Applicable Payroll	(599,062.92)	
180. Total Applicable Labor Cost	\$3,209,464.92	Total Distributive \$4,330,504.23

	709-714 Vacation Holiday Sick Leave Longevity	719 Workers Comp. Insurance	715 - 718 Soc. Sec. Retirement	716 Health Insurance	717 Life and Disability Insurance	720 - 725 Other	Distributive Total Calc.
181. Total Fringe Benefits	\$496,545.12	\$66,679.10	\$3,063,384.09	\$694,063.20	\$9,564.94	\$267.80	\$4,330,504.25
182. Less: Benefits Recovered	0.00	0.00	0.00	0.00	0.00	0.00	0.00
183. Less: Refunds	0.00	0.00	0.00	0.00	0.00	0.00	0.00
184. Benefits to be Distributed	496,545.12	66,679.10	3,063,384.09	694,063.20	9,564.94	267.80	4,330,504.25
185. Applicable Labor Cost	3,209,464.92	3,209,464.92	3,209,464.92	3,209,464.92	3,209,464.92	3,209,464.92	0.00
186. Factor	0.154713	0.020776	0.954484	0.216255	0.002980	0.000083	1.349291

Allegan

Year Ended - 2021

Start: 01/01/2021 End: 12/31/2021

**DISTRIBUTIVE EXPENSE - OVERHEAD
Account No. 705 - 957**

	Cost of Operations	Distributed Total
187. Primary Construction/Cap. Imp.	\$0.00	\$0.00
188. Primary Preservation - Struct Imp.	4,202,735.47	59,481.26
189. Primary Maintenance	5,124,392.23	72,532.57
190. Local Construction/Cap. Imp.	0.00	0.00
191. Local Preservation - Struct. Imp.	11,011,521.05	155,846.22
192. Local Maintenance	9,433,961.48	133,518.93
193. Other	0.00	0.00
194. TOTAL	<u>\$29,772,610.23</u>	<u>\$421,378.98</u>

	790 Small Road Tools	791 Inventory Adjustment	882 Liability	716 Health Insurance	Other	Total
195. Expenses Distributed	5,541.59	(314,869.26)	(233,635.50)	0.00	964,342.15	\$421,378.98
196. Applicable Operation Cost	29,772,610.23	29,772,610.23	29,772,610.23	29,772,610.23	29,772,610.23	0.00
197. Factor	0.000186	(0.010576)	(0.007847)	0.000000	0.032390	\$0.014153

Allegan

Year Ended - 2021

Start: 01/01/2021 End: 12/31/2021

SCHEDULE OF CAPITAL OUTLAY

215. Land and Improvements (971 - 974)	\$0.00
216. Buildings (975)	0.00
217. Equipment Road (976, 981)	1,740,822.69
218. Equipment Shop (977)	0.00
219. Equipment Engineers (978)	46,881.16
220. Equipment - Yard and Storage (979)	0.00
221. Equipment Office (980)	0.00
222. Depletable Assets (987)	0.00
223. Total Capital Outlay:	<u>\$1,787,703.85</u>

	<u>Primary</u>	<u>Local</u>	<u>County</u>	<u>Total</u>
224. Total Capital Outlay:	1,787,703.85	0.00	0.00	1,787,703.85
225. Less: Equipment Retirements 689	(121.60)	0.00	0.00	(121.60)
226. Sub-total	1,787,582.25	0.00	0.00	1,787,582.25
227. Less: Depreciation and Depletion 968	(1,457,323.07)	(437.33)	0.00	(1,457,760.40)
228. Net Capital Outlay Expenditure	<u>\$330,259.18</u>	<u>\$(437.33)</u>	<u>\$0.00</u>	<u>\$329,821.85</u>

DISTRIBUTION OF GAIN OR LOSS ON DISPOSAL OF ASSETS

	<u>Primary</u>	<u>Local</u>	<u>County</u>	<u>Total</u>
229. Beginning Capital Asset Balance Prior Year's Report (Pg. 3)	11,552,930.59	3,466.92	0.00	11,556,397.51
230. Percentage of Total	99.97 %	0.03 %	0.00 %	100.00 %
231. Gain or (loss) on disposal of assets 693	7,201.24	2.16	0.00	7,203.40

Allegan

Year Ended - 2021

Start: 01/01/2021 End: 12/31/2021

PRESERVATION EXPENDITURES - 90% OF MTF RETURNS

(For Compliance with Section 12(16) of Act 51)

	Primary Road Fund	Local Road Fund	Total
232. Michigan Transportation Fund (MTF) Returns			<u>\$16,982,772.96</u>
<u>DEDUCTIONS</u>			
233. Administrative Expense (from Page 6 Expenditures)			<u>1,223,187.52</u>
234. Total Capital Outlay (from Page 13)			<u>1,787,703.85</u>
235. Debt Principal Payment (from Page 6 Expenditures)			<u>300,000.00</u>
236. Interest Expense (from Page 6 Expenditures)			<u>168,079.99</u>
236 a. Total Deductions			<u>3,478,971.36</u>
236 b. Adjusted MTF Returns			<u>13,503,801.60</u>
237. Preser - Struct Imp (from Page 6 Expenditures)	<u>\$4,262,216.73</u>	<u>\$11,167,367.27</u>	<u>15,429,584.00</u>
238. Routine Maintenance (from Page 6 Expenditures)	<u>5,196,924.80</u>	<u>9,567,480.41</u>	<u>14,764,405.21</u>
239. Less Federal Aid for Preser - Struct Imp	<u>(4,420.57)</u>	<u>(1,247,986.94)</u>	<u>(1,252,407.51)</u>
240. TOTAL RD EXPENSE (Excluding Fed Aid)	<u>9,454,720.96</u>	<u>19,486,860.74</u>	<u>28,941,581.70</u>
241. 90% of Adjusted MTF Returns			<u>12,153,421.44</u>

Allegan

Year Ended - 2021

Start: 01/01/2021 End: 12/31/2021

**TEN YEARS OF QUALIFIED EXPENDITURES
FOR NON MOTORIZED IMPROVEMENTS
(for Compliance with Section 10K of Act 51)**

Fiscal Year	<u>2012</u>	<u>2013</u>	<u>2014</u>	<u>2015</u>	<u>2016</u>
Expenditures (\$)	<u>378,886.90</u>	<u>316,106.54</u>	<u>510,289.00</u>	<u>338,335.71</u>	<u>482,917.03</u>
Fiscal Year	<u>2017</u>	<u>2018</u>	<u>2019</u>	<u>2020</u>	<u>2021</u>
Expenditures (\$)	<u>362,781.59</u>	<u>801,127.54</u>	<u>1,229,559.60</u>	<u>1,908,566.85</u>	<u>752,469.32</u>
				242. TOTAL	<u>\$7,081,040.08</u>

Total must equal or exceed 1% of your Fiscal Year MTF returns multiplied by 10

$$16,982,772.96 \times .10 = 1,698,277.30$$

Allegan

Year Ended - 2021

Start: 01/01/2021 End: 12/31/2021

**INDIRECT EQUIPMENT AND STORAGE EXPENSE
Activity 511**

Account Number	Account Name	Amount Recorded
707	Wages - Shop and Garage	\$253,349.15
712-724	Fringe Benefits - Shop Employees	341,821.98
721	Drug Testing	0.00
728	Office Supplies - Shop	0.00
731	Janitor Supplies - Shop	4,912.14
733	Welding Supplies	3,202.84
734	Safety Supplies - Shop	10,012.88
736	Tire Shop Supplies	0.00
737	Shop Supplies	27,820.82
791	Equipment Material/Parts Inventory Adjustment	47,384.32
801	Contractual Services - Shop	0.00
805	Health Services	0.00
806	Laundry Services	3,317.96
807	Data Processing - Shop	0.00
810	Education Expense - Shop	0.00
850-859	Communications - Shop	15,078.54
861	Travel and Mileage - Shop Employees	0.00
862	Freight Costs	6,902.73
875	Insurance - Shop Buildings	0.00
876	Insurance - Boiler and Machine	0.00
878	Insurance - Fleet	98,467.00
883	Insurance - Underground Tank	0.00
921-923	Utilities - Shop and Storage Buildings	91,024.32
931	Buildings Repairs and Maintenance	40,454.24
932	Yard and Storage Repairs and Maintenance	0.00
933	Shop Equipment Repairs and Maintenance	27,339.31
934	Office Equipment Repairs and Maintenance	0.00
941	Equipment Rental - Shop Pickup/Wrecker	51,210.36
944-947	Underground Storage Tank Expense	0.00
956	Safety Expense - Shop	0.00
968	Depreciation - Shop Building	108,228.92
968	Depreciation - Storage Building	0.00
968	Depreciation - Shop Equipment	11,404.50
968	Depreciation - Stockroom Expense	0.00
707	Other:	137,912.86
	243. TOTAL	\$1,279,844.87

Allegan

Year Ended - 2021

Start: 01/01/2021 End: 12/31/2021

ADMINISTRATIVE EXPENSE SCHEDULE AND ALLOCATION

(for Compliance with Section 14(4) of Act 51)

Account Number	Account Name	Amount Recorded
703-708	Salaries and Wages	\$439,139.35
709-714	Administrative Leave	0.00
724	Fringe Benefits	592,492.52
727	Postage	1,504.10
728	Office Supplies	9,892.12
730	Dues and Subscriptions	29,017.05
801	Contractual Services	0.00
803	Legal Services	4,721.88
804	Auditing and Accounting Services	12,650.00
807	Data Processing	58,222.81
810	Education	4,574.50
850-853	Communications	3,234.40
861	Travel and Mileage	10,959.47
862	Freight	0.00
873	Public Relations	0.00
874	Advertising	2,370.00
875	Insurance - Building and Contents	0.00
876	Insurance - Boiler and Machinery	0.00
877	Insurance - Bonds	60.00
880	Insurance - Umbrella	0.00
881	Insurance - Errors and Omissions	0.00
882	Insurance - General Liability	0.00
920-923	Utilities	0.00
931	Building Repair/Maintenance	0.00
934	Office Equipment Repair/Maintenance	12,319.63
942	Building Rental	0.00
955-956	Miscellaneous	0.00
966-967	Overhead	0.00
968	Depreciation - Buildings	29,223.07
968	Depreciation - Engineering Equipment	10,610.36
968	Depreciation - Office Equipment and Furniture	2,881.16
	Other:	3,212.32
	244. TOTAL	\$1,227,084.74

Less: Credits to Administrative Expense

646	Handling Charges on Materials Sold	0.00
629	Overhead - State Trunkline Maintenance	0.00
691	Purchase Discounts	(3,897.22)
	Other:	0.00

Total Credits to Administrative Expense \$(3,897.22)

245. Net Administrative Expense \$1,223,187.52

Allegheny

Year Ended - 2021

Start: 01/01/2021 End: 12/31/2021

**CONSTRUCTION / CAPACITY IMPROVEMENTS / STRUCTURAL IMPROVEMENTS
Summary**

CONSTRUCTION / CAPACITY IMPROVEMENTS

	Primary System			Local System		
	*Unit		Expenditures	*Unit		Expenditures
ROADS						
247. New Construction, New Location	0.00 mi.	x	\$0.00	0.00 mi.		\$0.00
248. Widening	0.00 mi.		0.00	0.00 mi.		0.00
BRIDGES						
249. New Location	0.00 ea.		0.00	0.00 ea.		0.00
250. TOTAL CONSTRUCTION/CAPACITY IMP			<u>\$0.00</u>			<u>\$0.00</u>

PRESERVATION - STRUCTURAL IMPROVEMENTS

	Primary System			Local System		
	*Unit		Expenditures	*Unit		Expenditures
ROADS						
251. Reconstruction	0.00 mi.	x	\$87,462.00	4.62 mi.		\$2,826,071.58
252. Resurfacing	24.56 mi.		4,172,685.16	38.43 mi.		5,731,980.06
253. Gravel Surfacing	0.00 mi.		0.00	0.00 mi.		0.00
254. Paving Gravel Roads	0.00 mi.		0.00	4.04 mi.		908,983.57
SAFETY PROJECTS						
255. Intersection Improvements	0.00 ea.		0.00	0.00 ea.		0.00
256. Railroad Crossing Improvements	0.00 ea.		0.00	0.00 ea.		0.00
257. Other	0.00 ea.		0.00	0.00 ea.		0.00
MISCELLANEOUS						
258. Roadside Parks	0.00 ea.		0.00	0.00 ea.		0.00
259. Other	0.00 ea.		0.00	0.00 ea.		0.00
260. Subtotals			<u>4,260,147.16</u>			<u>9,467,035.21</u>
BRIDGES						
261. Replacement	0.00 ea.		2,069.57	0.00 ea.		23,378.20
262. Recondition or Repair	0.00 ea.		0.00	13.00 ea.		1,676,953.86
263. Replace with Culvert	0.00 ea.		0.00	0.00 ea.		0.00
264. Bridge Subtotals			<u>2,069.57</u>			<u>1,700,332.06</u>
265. TOTAL PRESERVATION - STRUCT IMP			<u>\$4,262,216.73</u>			<u>\$11,167,367.27</u>

*All Units are to be reported in the Fiscal Year that the project is opened for use.

Allegan

Year Ended - 2021

Start: 01/01/2021 End: 12/31/2021

SCHEDULE OF TOWNSHIP MILEAGE AND POPULATION

Township	Local Roads			Primary Roads				
	Total Local (mi)	Local Urban (mi)	Funds Received (\$)	Total Primary (mi)	Primary Urban (mi)	Funds Received (\$)	Population Outside Municipalities	Funds Received (\$)
Allegan	26.63	9.40	105,985.81	31.47	9.11	231,701.21	4,689	97,812.54
Casco	68.22	2.64	214,843.86	27.09	2.12	108,712.44	2,796	58,324.56
Cheshire	58.08	0.00	176,969.77	23.52	0.00	65,197.44	2,211	46,121.46
Clyde	47.50	0.00	144,732.50	19.61	0.00	54,358.92	2,060	42,971.60
Dorr	73.84	0.00	224,990.47	20.98	0.00	58,156.56	7,922	165,252.92
Fillmore	41.62	9.38	151,607.48	28.93	4.15	146,004.66	2,778	57,949.08
Ganges	38.02	0.00	115,846.94	33.89	0.00	93,943.08	2,574	53,693.64
Gun Plain	47.82	8.51	168,199.47	23.39	6.03	160,460.82	6,148	128,247.28
Heath	51.82	0.00	157,895.54	13.27	0.00	36,784.44	3,937	82,125.82
Hopkins	55.50	0.00	169,108.50	21.04	0.00	58,322.88	2,145	44,744.70
Laketown	47.76	17.14	190,825.73	15.71	5.45	129,974.22	5,928	123,658.08
Lee	71.60	0.00	218,165.20	23.70	0.00	65,696.40	3,805	79,372.30
Leighton	62.26	0.00	189,706.21	26.25	0.00	72,765.00	7,001	146,040.86
Manlius	51.83	0.00	157,926.02	9.33	0.00	25,862.76	3,312	69,088.32
Martin	56.63	0.00	172,551.61	19.15	0.00	53,083.80	2,346	48,937.56
Monterey	58.19	0.00	177,304.93	18.38	0.00	50,949.36	2,436	50,814.96
Otsego	56.69	13.07	207,278.44	18.79	6.04	147,868.20	5,903	123,136.58
Overisel	74.69	1.43	231,359.93	21.57	0.00	59,792.04	3,133	65,354.38
Salem	61.04	0.00	185,988.88	21.03	0.00	58,295.16	5,156	107,554.16
Saugatuck	32.63	0.00	99,423.61	21.12	0.00	58,544.64	3,443	71,820.98
Trowbridge	49.72	0.43	152,633.33	17.64	0.25	52,862.58	2,530	52,775.80
Valley	49.22	0.00	149,973.34	17.92	0.00	49,674.24	2,221	46,330.06
Watson	53.86	0.00	164,111.42	14.31	0.00	39,667.32	2,176	45,391.36
Wayland	42.83	0.00	130,503.02	32.80	0.00	90,921.60	3,573	74,532.78
266. Totals	1,278.00	62.00	\$4,057,932.01	520.89	33.15	\$1,969,599.77	90,223	\$1,882,051.78

Local Road Rate Per Mile 3047 Primary Road Rate Per Mile 2772

Local Urban Road Rate Per Mile 2643 Primary Urban Road Rate Per Mile 15858

Population Rate Per Capita 20.86

Allegan

Year Ended - 2021

Start: 01/01/2021 End: 12/31/2021

SCHEDULE OF TOWNSHIP EXPENDITURES AND CONTRIBUTIONS

Expenditures

Township	Construction/ Capacity Improvement (\$)	Preservation - Struct Improvement (\$)	Total (\$)	Township Contributions* (\$)
Allegan	0.00	968,060.30	968,060.30	682,396.78
Casco	0.00	935,118.67	935,118.67	482,850.44
Cheshire	0.00	687,720.78	687,720.78	471,042.87
Clyde	0.00	545,660.64	545,660.64	112,234.51
Dorr	0.00	786,898.34	786,898.34	505,955.53
Fillmore	0.00	245,967.95	245,967.95	190,133.64
Ganges	0.00	1,630,531.34	1,630,531.34	621,329.98
Gun Plain	0.00	518,864.62	518,864.62	255,576.58
Heath	0.00	326,225.31	326,225.31	288,966.83
Hopkins	0.00	345,952.72	345,952.72	77,794.78
Laketown	0.00	187,605.48	187,605.48	144,190.46
Lee	0.00	337,017.71	337,017.71	91,302.86
Leighton	0.00	16,106.17	16,106.17	41,671.03
Manlius	0.00	741,879.40	741,879.40	522,806.37
Martin	0.00	1,123,466.50	1,123,466.50	1,001,931.12
Monterey	0.00	830,690.10	830,690.10	434,949.22
Otsego	0.00	709,269.17	709,269.17	505,550.04
Overisel	0.00	1,198,958.20	1,198,958.20	979,780.13
Salem	0.00	1,176,152.99	1,176,152.99	1,017,463.59
Saugatuck	0.00	561,779.58	561,779.58	169,162.96
Trowbridge	0.00	680,548.05	680,548.05	227,029.94
Valley	0.00	179,920.93	179,920.93	116,668.32
Watson	0.00	257,419.92	257,419.92	166,059.70
Wayland	0.00	437,769.13	437,769.13	550,413.08
267. Totals	\$0.00	\$15,429,584.00	\$15,429,584.00	\$9,657,260.76

*The Township Contributions Totals and the Funds expended for Construction and Preservation amount may not balance. The Township Contributions list all funds contributed by each township and will balance back to the amount reported on the Statement of Revenues, Line 74, Township Contributions.

The total funds expended are for Construction and Preservation only. They do not contain funds expended for Routine Preventative Maintenance.

2021 - ANALYSIS OF FRINGE BENEFITS

FRINGE BENEFITS

Leave Days and Paid Holidays	\$	469,756.05
Social Security (Road Commission's Share)		279,005.77
Retirement - Employer's Contribution		2,784,378.32
Worker's Compensation Insurance		66,679.10
Disability		0.00
Health Insurance		503,282.58
HRA Reimbursements		49,060.18
HSA - Employer Contributions		34,620.44
HCSP - Employer Contribution		4,850.00
Life Insurance		9,564.94
Longevity		27,056.87
Unemployment Insurance		0.00
Rebate - Health Insurance		102,250.00
TOTAL FRINGE COSTS	\$	<u>4,330,504.25</u>

PAYROLL LABOR

Labor Costs	\$	3,808,527.84
Payroll Items not considered Labor	-	<u>599,062.92</u>
	\$	<u>3,209,464.92</u>

2021 - ANALYSIS OF MAINTENANCE EXPENDITURES

	<u>Primary Road System</u>	<u>Local Road System</u>
Blading	\$ 77,121.02	\$ 1,505,866.86
Patching - Blacktop Roads and Gravel Roads	69,662.20	261,686.34
Milling	78,625.76	-
Sweeping	10,168.15	20,116.36
Filling Washouts - Blacktop and Gravel Roads	39,636.15	232,408.57
Shoulder Work	77,096.94	409,599.04
Dustlayer	69,002.98	479,502.00
Resurfacing Gravel Roads	54,560.69	1,249,843.83
Resealing Blacktop Roads (includes fog coat)	823,384.94	35,543.75
Crack Seal	246,787.84	31,818.04
Tree, Brush, Rubbish Removal and Erosion Control	444,121.31	1,325,011.27
Mowing Roadsides	134,361.70	118,148.36
Driveway Maintenance	274.86	215.94
Drainage Structures and Cleaning Ditches	986,292.73	1,466,781.16
Bridge Maintenance	17,382.58	35,498.17
Traffic Signs and Services	286,180.59	391,285.68
Guardrail and Posts	29,996.15	3,083.05
Snow Removal and Ice Control	1,176,354.17	1,680,473.21
Road Inspections	40,648.64	131,729.78
Engineering Services	468,504.15	73,247.97
Drain Assessment	66,761.25	115,621.03
	<u>\$ 5,196,924.80</u>	<u>\$ 9,567,480.41</u>

CAPITAL OUTLAY - 2021

A complete list of capital outlay expenditures is as follows:

ROAD EQUIPMENT:

One (1) 2021 Chevrolet 5500 MD Tandem 4WD	\$ 101,572.75
Four (4) 2002 Western Star Tandem Dump Trucks - Refurbished	848,353.23
One (1) 2021 Freightliner M2-106 High Ranger	197,500.53
Two (2) 2021 GMC Sierra 1500 Crew Cab Pickup 4WD	93,426.75
Four (4) 2022 GMC Sierra 1500 Pickup 4WD	136,409.07
Two (2) 2021 4 Ton Falcon Hot Box	61,261.99
One (1) 2021 Cat Loader	202,768.56
One (1) 2021 Stihl Chain Saw 36" Bar	1,071.96
Three (3) 2021 Stihl Pruning Saws	1,559.85
Two (2) 2021 Fecon BH47 Mulching Heads	96,898.00
	<hr/>
	1,740,822.69

BUILDINGS:

-

ENGINEERING:

One (1) GPS GS18 Channel Receiver	16,197.19
One (1) TS16 Robotic Station	22,832.19
One (1) CS20 LTE Field Coordinator	7,851.78
	<hr/>
	46,881.16

SHOP EQUIPMENT:

-

YARD & STORAGE:

-

GRAND TOTAL - CAPITAL OUTLAY - 2021

\$ 1,787,703.85

TOWNSHIP CONTRIBUTIONS - CALENDAR YEAR 2021

	Non-Road & Local Special Maintenance	Local Preservation/ Structural Improvements	Primary Preservation/ Structural Improvements	TOTAL CONTRIBUTIONS
ALLEGAN	\$ 7,841.84	\$ 655,681.84	\$ 18,873.10	\$ 682,396.78
CASCO	97,320.06	385,530.38	0.00	482,850.44
CHESHIRE	45,473.31	425,569.56	0.00	471,042.87
CLYDE	33,000.00	79,234.51	0.00	112,234.51
DORR	19,642.50	486,313.03	0.00	505,955.53
FILLMORE	0.00	190,133.64	0.00	190,133.64
GANGES	29,897.13	458,947.84	132,485.01	621,329.98
GUN PLAIN	39,041.48	190,102.89	26,432.21	255,576.58
HEATH	9,828.20	279,138.63	0.00	288,966.83
HOPKINS	35,192.70	42,602.08	0.00	77,794.78
LAKETOWN	653.12	143,537.34	0.00	144,190.46
LEE	35,130.86	56,172.00	0.00	91,302.86
LEIGHTON	39,003.56	2,667.47	0.00	41,671.03
MANLIUS	17,731.82	472,096.73	32,977.82	522,806.37
MARTIN	53,022.14	948,908.98	0.00	1,001,931.12
MONTEREY	35,198.92	399,750.30	0.00	434,949.22
OTSEGO	54,497.83	451,052.21	0.00	505,550.04
OVERISEL	6,609.90	973,170.23	0.00	979,780.13
SALEM	23,153.81	994,309.78	0.00	1,017,463.59
SAUGATUCK	11,070.46	130,601.30	27,491.20	169,162.96
TROWBRIDGE	19,540.00	207,489.94	0.00	227,029.94
VALLEY	26,516.80	90,151.52	0.00	116,668.32
WATSON	100,209.68	65,850.02	0.00	166,059.70
WAYLAND	99,752.67	450,660.41	0.00	550,413.08
TOTALS	\$ 839,328.79	\$ 8,579,672.63	\$ 238,259.34	\$ 9,657,260.76

REPORT OF PROGRESS – 2021

PRIMARY ROAD SYSTEM

A summary of the Construction/Capacity Improvement and Preservation – Structural Improvement work completed on the Primary Road System is listed as follows:

1. 20.79 miles of paved primary roads were resurfaced with MTF, Primary Resurfacing Funds and Township Revenue.
2. 1.85 miles of paved primary roads were renovated and paved with MTF, Primary Resurfacing Funds and Township Revenue.
3. 52.06 miles of paved primary roads were crack sealed using Primary Resurfacing Funds and MTF Revenue.
4. 27.88 miles of paved primary roads were chip and fog sealed using Primary Resurfacing Funds and MTF Revenue.
5. One special maintenance project was done to repair erosion damage using MTF Revenues.
6. Spot tree removal was done county wide using MTF Revenues.
7. 11 large culverts (36 inches in diameter or greater), and 25 small culverts (30 inches in diameter or less) were replaced using MTF Revenues.

LOCAL ROAD SYSTEM

A summary of the Construction/Capacity Improvement and Preservation – Structural Improvement work completed on the Local Road System is listed as follows:

1. 3.82 miles of gravel local roads were reconstructed and prepared for HMA surface using Township Funds.
2. 1.45 mile of paved local road was renovated and resurfaced using Township Funds.
3. 6.25 miles of gravel local roads were paved with HMA using Township Funds.
4. 34.42 miles of paved local roads were resurfaced using Township Funds.
5. 5.49 miles of paved local roads were crack sealed using Township Funds.
6. 2.16 miles of paved local roads were chip and fog sealed using Township Funds.
7. 12 large culverts (36 inches in diameter or greater) and 73 small culverts (30 inches in diameter or less) were replaced using Township Funds and MTF Revenues.
8. 27.55 miles of gravel local road were resurfaced with processed road gravel using Township Funds.
9. Spot tree removal was done county wide using MTF Revenues.

PRIMARY ROAD SYSTEM

Construction/Capacity Improvements/Structural Improvements

Costs for calendar year 2021 are shown for all projects listed below.
Total project costs through the end of the year are shown in parentheses.

RECONSTRUCTION PROJECTS

Project No. 3498	48th St at M-40 Hwy (MTF) Intersection improvements	\$ 9,494.64 \$ (20,433.53)
Project No. 3548	103rd Ave, 52nd St and 104th Ave, 54th St to 52nd St (Primary Millage & Township) Renovate and resurface with 2 courses of HMA 4E1 @ 220 lb/syd, 32' wide with 1' gravel shoulders - 2.00 miles	\$ 5,399.34 \$ (1,734,455.49)
Project No. 3555	109th Ave and 56th St, 500' each way (CMAQ & MTF) Construct center left turn lanes - 0.19 mile	\$ 38,326.33
Project No. 3563	Lakeshore Dr, 121st Ave to M-89 Hwy (Primary Millage & Township) Renovate and resurface with 2 courses of HMA 4E1 @ 220 lb/syd, 28' wide with 1' gravel shoulders - 1.85 miles	\$ 1,144,422.00 \$ (1,186,605.80)
Project No. 300024	42nd St, 108th Ave to 112th Ave (Primary Millage & Township) Reconstruct for future HMA	\$ 34,266.54
Project No. 300029	Blue Star Hwy at Old Allegan Rd (CMAQ & Safety) Construct roundabout	\$ 5,374.49

SURFACING PROJECTS

Project No. 3535	128th Ave, 18th St to 14th St (Safety Funds & Primary Millage) Mill and resurface with 1 course of HMA 4E1 @ 275 lb/syd, 32' wide, 1' gravel shoulders - 2.19 miles	\$ 4,714.43 \$ (724,775.47)
Project No. 3537	Blue Star Hwy, A St to 111th Ave (Federal STP & State D) Crush, shape, resurface with 2 courses of HMA 4E1 @ 220 lb/syd, 34' wide, 2' gravel shoulders - 3.22 miles	\$ 3,207.84 \$ (1,300,700.26)
Project No. 3554	106th Ave and Marsh Rd, 10th St to Barry county line (Federal Aid Buyout) Spot cold milling and resurface with 1 course of HMA 4EL @ 220 lb/syd, 32' wide, 1' gravel shoulders - 6.68 miles	\$ 968.78
Project No. 300009	60th St, 136th Ave to Blue Star Hwy and 136th Ave, 60th St to 58th St (MACC & Federal STP) Resurface with 1 course of HMA 4EL @ 220 lb/syd, 32' wide, 1' gravel shoulders - 2.05 miles	\$ 1,004.20
Project No. 300010	136th Ave, 58th St to 50th St (MACC & Federal STP) Resurface with 1 course of HMA 4EL @ 220 lb/syd, 34' wide, 1' gravel shoulders - 4.00 miles	\$ 566.44
Project No. 300011	Division St, 142nd Ave to 146th Ave (Federal STP & State D & MTF) Crush, shape, resurface with 2 courses of HMA 4E1 @ 220 lb/syd, 32' wide, 1' gravel shoulders - 2.06 miles	\$ 10,969.13 \$ (11,498.96)
Project No. 300012	135th Ave, Wayland city limits to Patterson Rd (Federal STP & State D & MTF) Resurface with 1 course of HMA 4E1 @ 220 lb/syd, 32' wide, 1' gravel shoulders - 4.09 miles	\$ 10,963.20 \$ (11,493.03)
Project No. 300013	16th St, 102nd Ave to Otsego city limits (Small Urban & MTF) Resurface with 1 course of HMA 4E1 @ 275 lb/syd - 0.82 miles	\$ 4,681.81 \$ (5,097.69)
Project No. 300014	12th St, 102nd Ave to M-89 Hwy (Small Urban & MTF) Resurface with 1 course of HMA 4E1 @ 220 lb/syd - 1.00 miles	\$ 5,606.35 \$ (5,939.05)
Project No. 300015	66th St, M-89 Hwy to Douglas city limits (Primary Millage & Township) Resurface with 1 course of HMA 4E1 @ 275 lb/syd, 30' wide, 1' gravel shoulders - 2.84 miles	\$ 396,617.15

SURFACING PROJECTS (CONTINUED)

Project No. 300016	130th Ave and 57th St, 58th St to New Richmond Bridge (Primary Millage & Township) Resurface with 1 course of HMA 4E1 @ 220 lb/syd, 30' wide, 1' gravel shoulders - 1.71 miles	\$	221,376.10
Project No. 300017	30th St, 134th Ave to 140th Ave (Primary Millage) Mill and resurface with 1 course of HMA 4E1 @ 220 lb/syd, 32' wide, 1' gravel shoulders - 2.94 miles	\$	429,214.22
Project No. 300018	128th Ave, Hopkins village limits to 18th St (Primary Millage & MTF) Mill and resurface with 1 course of HMA 4E1 @ 275 lb/syd, 30' wide, 1' gravel shoulders - 1.74 miles	\$	295,604.13
Project No. 300019	118th Ave, 62nd St to 57th St (MTF) Mill and resurface with 1 course of HMA 4E1 @ 220 lb/syd, 32' wide, 1' gravel shoulders - 2.65 miles	\$	413,847.89
Project No. 300020	34th St, Babylon Rd to Dumont Rd (Primary Millage & Township) Resurface with 1 course of HMA 4E1 @ 220 lb/syd, 30' wide, 1' gravel shoulders - 1.98 miles	\$	262,027.00
Project No. 300021	102nd Ave, M-40 Hwy to 26th St (MTF) Resurface with 1 course of HMA 4E1 @ 220 lb/syd, 30' wide, 1' gravel shoulders - 3.49 miles	\$	473,034.78
Project No. 300022	Pierce Rd and 106th Ave, Marsh Rd to Doster Rd (Primary Millage & Township) Resurface with 1 course of HMA 4E1 @ 220 lb/syd, 30' wide, 1' gravel shoulders - 2.47 miles	\$	333,436.74
Project No. 300023	16th St, Allegan county line to 102th Ave (MTF) Resurface with 1 course of HMA 4E1 @ 220 lb/syd, 30' wide, 1' gravel shoulders - 0.89 miles	\$	144,267.91
Project No. 300028	Blue Star Hwy, 111th Ave to 118th Ave (Federal STP) Crush, shape, resurface with 2 courses of HMA 4E1 @ 220 lb/syd, 34' wide, 2' gravel shoulders - 3.36 miles	\$	3,001.66
Project No. 300037	30th St, 140th Ave to Ottogan St (Primary Millage) Mill and resurface with 1 course of HMA 4E1 @ 220 lb/syd, 32' wide, 1' gravel shoulders - 3.91 miles	\$	1,343.60

SPECIAL CONSTRUCTION PROJECTS

Project No. 1224	Lakeshore Dr Washout Access Repair eroded area with steel sheet pile	\$	364,406.66	\$	(446,244.37)
Project No. 1232	Lakeshore Dr Long-term Access Alternate access between 126th Ave & 130th Ave	\$	48,454.15		
Project No. 1234	Lakeshore Dr, 121st Ave to 124th Ave (Township) Solar Speed Limit signs (2) 24"x48"	\$	6,404.12		
Project No. 8000	Crossen Wetland Site (Michigan Wetland Board - State Grant)	\$	6,410.46	\$	(8,734.67)

LOCAL ROAD SYSTEM

Construction/Capacity Improvements/Structural Improvements and Special Maintenance

Figures shown are total expenditures for 2021.

Certain projects listed may be only partially completed.

ALLEGAN TOWNSHIP

Dustlayer Program-----	\$ 7,952.83
Mowing Program-----	\$ 2,199.34
Project No. 4919 - 25th St, 122nd Ave to 123rd Ave and 123rd Ave, 25th St to Watson township line Reconstruct for future HMA surface-----	\$ 481,248.04
Project No. 400074 - 25th St and 123rd Ave, 122nd Ave to Watson township line Surface with 2 courses of HMA, LVSP @ 165 lb/syd, 30' wide, 1' gravel shoulders-----	\$ 224,785.26

CASCO TOWNSHIP

Dustlayer Program-----	\$ 44,115.66
Gravel Resurfacing Program-----	\$ 36,306.81
Mowing Program-----	\$ 9,974.51
HMA Preventive Maintenance-----	\$ 33,972.69
Project No. 4974 - 71st St, 105th Ave to 107th Ave Crush, shape, resurface with 2 courses of HMA, LVSP @ 165 lb/syd, 22' wide, 1-2' gravel shoulders-----	\$ 230,215.63
Project No. 400040 - 107th Ave, 62nd St to 60th St Resurface with 1 course of HMA LVSP @ 275 lb/syd, 22' wide, 4-5' gravel shoulders-----	\$ 135,419.95
Project No. 400081 - 74th St, 280' north of North Shore Dr Replace existing 24" x 85' cmp with 36" x 90' concrete culvert-----	\$ 44,591.40

CHESHIRE TOWNSHIP

Dustlayer Program-----	\$ 24,339.68
Gravel Resurfacing Program-----	\$ 28,612.47
Mowing Program-----	\$ 10,022.67
Project No. 4053 - 109th Ave, 37th St to 34th St Clearing, culvert replacement, peat excavation and backfill, adding aggregate. Crush, shape, resurface with 2 courses of HMA LVSP @ 165 lb/syd, 22' wide, 1-2' gravel shoulders (35/65 with Trowbridge)-----	\$ 180,877.43

CLYDE TOWNSHIP

Dustlayer Program-----	\$ 33,467.04
Mowing Program-----	\$ 7,905.19
Project No. 400007 - 120th Ave, 60' east of 55th St Replace existing 71" x 103" x 68' elliptical cmp with 113" x 72" x 72' elliptical concrete culvert-----	\$ 6,533.03
Project No. 400016 - 116th Ave, 3,950' east of 56th St Replace existing 6.5' x 12' masonry structure with 12' x 7' x 48' concrete box culvert-----	\$ 125,279.72

DORR TOWNSHIP

Dustlayer Program-----	\$ 29,914.98
Mowing Program-----	\$ 3,831.49
Project No. 400034 - 16th St, 140th Ave to 142nd Ave Reconstruct for future HMA surface-----	\$ 15,535.31
Project No. 400043 - Sunset Dr, Saturn Dr, and Mercury Ct, west of 18th St Resurface with 1 course of HMA 4E1 @ 220 lb/syd, 30' wide, 1' topsoil shoulders-----	\$ 92,391.68
Project No. 400044 - Rancho Dr, Litchfield Dr, Litchfield Pl, Selly Oak Dr, Radstock Dr, and Irene Dr; south of 142nd Ave. Resurface with 1 course of HMA 4E1 @ 220 lb/syd, 26' wide, 1' topsoil shoulders---	\$ 244,034.81
Project No. 400045 - Chappel St, Hickory View Ct, and Hillcrest Dr; south of 144th Ave Resurface with 1 course of HMA 4E1 @ 165 lb/syd, 24-30' wide, 1' topsoil shoulders-----	\$ 85,070.64
Project No. 400062 - 136th Ave, 18th St west 0.70 miles to end of pavement (50/50 with Hopkins) Resurface with 1 course of HMA 4E1 @ 220 lb/syd, 28' wide, 1' gravel shoulders-----	\$ 51,554.18

FILLMORE TOWNSHIP

Mowing Program-----	\$ 1,568.89
---------------------	-------------

FILLMORE TOWNSHIP (CONTINUED)

Project No. 400056 - 140th Ave, 60th St to 56th St
Resurface with 1 course of HMA, LVSP @ 220 lb/syd, 22' wide, 4-5' gravel shoulders----- \$ 232,769.73

GANGES TOWNSHIP

Dustlayer Program----- \$ 12,169.84
Gravel Resurfacing Program----- \$ 38,413.19
Mowing Program----- \$ 9,047.30
Project No. 400018 - 123rd Ave, 760' west of Blue Star Hwy
Replace existing 28" x 50" x 42' elliptical cmp with 60" x 88' concrete culvert----- \$ 63,709.17
Project No. 400047 - 120th Ave, 66th St to 64th St
Resurface with 1 course of HMA, LVSP @ 220 lb/syd, 22' wide, 4-5' gravel shoulders----- \$ 130,692.98
Project No. 400048 - 64th St, 113th Ave to 116th Ave
Resurface with 1 course of HMA, LVSP @ 220 lb/syd, 22' wide, 4-5' gravel shoulders----- \$ 192,770.66
Project No. 400049 - 64th St, 2,620' north of 113th Ave
Replace existing 54" x 56' cmp with 60" x 64' concrete culvert----- \$ 43,984.59
Project No. 400050 - 64th St, 35' north of 116th Ave
Replace existing 72" x 84" x 60' elliptical cmp with 84" x 64' concrete culvert----- \$ 54,951.94

GUN PLAIN TOWNSHIP

Dustlayer Program----- \$ 12,352.38
Gravel Resurfacing Program----- \$ 48,538.46
Mowing Program----- \$ 4,702.24
HMA Preventive Maintenance----- \$ 3,883.08
Project No. 400064 - 4th St, M-89 Hwy to 102nd Ave
Resurface with 1 course of HMA, LVSP @ 220 lb/syd, 24' wide, 1' gravel shoulders----- \$ 66,060.08
Project No. 400065 - 8th St, Riverview Dr to M-89 Hwy
Resurface with 1 course of HMA, LVSP @ 220 lb/syd, 26' wide, 1' gravel shoulders----- \$ 83,930.24
Project No. 400066 - 2nd Division St, Florence St to 8th St
Resurface with 1 course of HMA, LVSP @ 220 lb/syd, 26' wide, 1' topsoil shoulders----- \$ 34,468.78

HEATH TOWNSHIP

Dustlayer Program----- \$ 8,092.95
Mowing Program----- \$ 4,618.90
Project No. 400030 - 42nd St, 132nd Ave to 134th Ave
Resurface with 1 course of HMA, LVSP @ 220 lb/syd, 28' wide, 1-2' gravel shoulders----- \$ 122,343.98
Project No. 400031 - 132nd Ave, 42nd St to 41st St
Resurface with 1 course of HMA, LVSP @ 220 lb/syd, 28' wide, 1-2' gravel shoulders----- \$ 78,147.84
Project No. 400032 - Jennifer Ln and Sara Ln, north of 131st Ave
Resurface with 1 course of HMA, LVSP @ 220 lb/syd, 30' wide, 1' topsoil shoulders----- \$ 92,075.76
Project No. 400076 - 42nd St, 1,610' north of 134th Ave
Replace existing 24" x 80' cmp with 36" x 80' concrete culvert----- \$ 31,174.97
Project No. 400082 - 41st St, 132nd Ave to 134th Ave
Resurface with 1 course of HMA 4E1 @ 220 lb/syd, 28' wide, 1-2' gravel shoulders----- \$ 1,498.48
Project No. 400083 - 128th Ave, M-40 Hwy west to end of pavement
Resurface with 1 course of HMA 4E1 @ 220 lb/syd, 28' wide, 1-2' gravel shoulders----- \$ 262.47
Project No. 400084 - Voss Ave, M-40 Hwy west to end
Resurface with 1 course of HMA 4E1 @ 220 lb/syd, 20' wide, 1-2' gravel shoulders----- \$ 196.87
Project No. 400085 - Scenic Dr, Fairlane Dr, and Spring Brook Dr; north of 135th Ave
Resurface with 1 course of HMA 4E1 @ 220 lb/syd, 22' wide, 1-2' topsoil shoulders----- \$ 262.47
Project No. 400086 - River Ct and Bayou Ct, north of 135th Ave
Resurface with 1 course of HMA 4E1 @ 220 lb/syd, 30' wide, 1-2' topsoil shoulders----- \$ 262.47

HOPKINS TOWNSHIP

Dustlayer Program----- \$ 481.72
Gravel Resurfacing Program----- \$ 74,757.47
Mowing Program----- \$ 3,064.48

HOPKINS TOWNSHIP (CONTINUED)

Project No. 400046 - 22nd St, 130th Ave to 1.25 miles north	
Resurface with 1 course of HMA, LVSP @ 220 lb/syd, 28' wide, 1' gravel shoulders-----	\$ 98.43
Project No. 400051 - 22nd St, 2,000' north of 130th Ave	
Replace existing 50" x 80' cmp with 87" x 63" x 65' polycoated cmp culvert-----	\$ 45,535.73
Project No. 400062 - 136th Ave, 18th St west 0.70 miles to end of pavement (50/50 with Dorr)	
Resurface with 1 course of HMA 4E1 @ 220 lb/syd, 28' wide, 1' gravel shoulders-----	\$ 51,554.18

LAKETOWN TOWNSHIP

Dustlayer Program-----	\$ 662.36
Mowing Program-----	\$ 2,300.10
Project No. 400041 - 142nd Ave, 60th St to cul-de-sac	
Resurface with 1 course of HMA, LVSP @ 220 lb/syd, 22' wide, 2' - 3' gravel shoulders-----	\$ 86,657.71
Project No. 400042 - 141st Ave, 60th St to 61st St and 61st St, 141st Ave to 142nd Ave	
Resurface with 1 course of HMA, LVSP @ 220 lb/syd, 22' wide, 2' - 3' gravel shoulders-----	\$ 100,947.77

LEE TOWNSHIP

Dustlayer Program-----	\$ 24,339.68
Gravel Resurfacing Program-----	\$ 15,894.13
Mowing Program-----	\$ 9,932.62
Project No. 400052 - 103rd Ave, 52nd St to 50th St	
Resurface with 1 course of HMA, LVSP @ 165 lb/syd, 22' wide, 2-3' gravel shoulders-----	\$ 97,804.20

LEIGHTON TOWNSHIP

Dustlayer Program-----	\$ 29,390.16
Gravel Resurfacing Program-----	\$ 55,178.67
Mowing Program-----	\$ 3,511.42
Project No. 400091 - 140th Ave, west of Division St	
Replace existing timber running planks with treated 2" x 12" lumber-----	\$ 5,142.97

MANLIUS TOWNSHIP

Dustlayer Program-----	\$ 15,516.54
Mowing Program-----	\$ 6,573.24
HMA Preventive Maintenance-----	\$ 7,302.50
Project No. 400058 - 56th St, Fennville city limits to 128th Ave	
Resurface with 1 course of HMA 4E1 @ 220 lb/syd, 26' wide, 1-2' gravel shoulders-----	\$ 182,418.27
Project No. 400059 - 126th Ave, 58th St to 56th St	
Resurface with 1 course of HMA 4E1 @ 220 lb/syd, 26' wide, 1-2' gravel shoulders-----	\$ 123,263.99
Project No. 400060 - 128th Ave, 56th St, 130th Ave, and 57th St; from 56th St to 130th Ave	
Resurface with 1 course of HMA 4E1 @ 220 lb/syd, 26' wide, 1-2' gravel shoulders-----	\$ 152,539.88
Project No. 400061 - 56th St, 130th Ave to railroad tracks	
Resurface with 1 course of HMA 4E1 @ 220 lb/syd, 32' wide, 1' gravel shoulders-----	\$ 62,281.16

MARTIN TOWNSHIP

Dustlayer Program-----	\$ 16,550.97
Gravel Resurfacing Program-----	\$ 81,286.63
Mowing Program-----	\$ 3,032.66
Project No. 4048 - 122nd Ave, 10th St to 6th St	
Reconstruct for future HMA surface-----	\$ 879,067.90
Project No. 400053 - 120th Ave, 8th St to 6th St	
Resurface with 1 course of HMA, LVSP @ 220 lb/syd, 30' wide, 1' gravel shoulders-----	\$ 132,824.89
Project No. 400054 - 6th St, 119th Ave to 120th Ave	
Resurface with 1 course of HMA, LVSP @ 220 lb/syd, 30' wide, 1' gravel shoulders-----	\$ 37,147.13

MONTEREY TOWNSHIP

Dustlayer Program-----	\$ 1,095.28
Gravel Resurfacing Program-----	\$ 40,049.86

MONTEREY TOWNSHIP (CONTINUED)

Mowing Program-----	\$	3,330.84
Project No. 4992 - 34th St, 130th Ave to 132nd Ave		
Reconstruct for future HMA surface-----	\$	74,780.09
Project No. 400023 - 132nd Ave, 32nd St to 30th St		
Resurface with 1 course of HMA, LSVP @ 220 lb/syd, 28' wide, 2' gravel shoulders-----	\$	130,397.17
Project No. 400024 - 34th St, 130th Ave to 132nd Ave		
Surface with 2 courses of HMA, LSVP @ 165 lb/syd, 28' wide, 2' gravel shoulders-----	\$	195,872.08
Project No. 400088 - 136th Ave, 30th St to 26th St (70/30 with Salem)		
Crush, shape, resurface with 2 courses of HMA LVSP @ 165 lb/syd, 28' wide, 1' gravel shoulders-----	\$	160.77
Project No. 400089 - 26th St, 134th Ave to 136th Ave		
Crush, shape, resurface with 2 courses of HMA LVSP @ 165 lb/syd, 28' wide, 1' gravel shoulders-----	\$	196.87

OTSEGO TOWNSHIP

Dustlayer Program-----	\$	55,269.13
Mowing Program-----	\$	2,975.04
Project No. 4013 - 110th Ave, 15th St to Gun Plain township line; 15th St, 110th Ave to 111th Ave		
Crush & shape 15th St. Resurface with 2 courses of HMA, 4E1 @ 165 lb/syd, 22' wide, 4-5' gravel shoulders-----	\$	280,769.52
Project No. 400038 - Zak Rd, Alivia Dr, and Mia St; south of 103rd Ave		
Resurface with 1 course of HMA, LSVP @ 220 lb/syd, 30' wide, 1' topsoil shoulders-----	\$	105,440.88
Project No. 400039 - Kay St, Howard St, Lee St, Ridge St, and Ruby St		
Resurface with 1 course of HMA, LSVP @ 220 lb/syd, 24' wide, 1' topsoil shoulders-----	\$	99,377.95

OVERISEL TOWNSHIP

Dustlayer Program-----	\$	6,703.45
Mowing Program-----	\$	4,150.45
Project No. 4055 - 37th St, 139th Ave to 140th Ave		
Reconstruct for future HMA surface-----	\$	210,682.25
Project No. 4056 - 141st Ave, 40th St east to end		
Reconstruct for future HMA surface-----	\$	146,277.52
Project No. 400025 - 144th Ave, 46th St to 42nd St		
Resurface with 1 course of HMA, LVSP @ 220 lb/syd, 22' wide, 4-5' gravel shoulders-----	\$	214,095.02
Project No. 400026 - 146th Ave, 48th St to 46th St		
Resurface with 1 course of HMA, LVSP @ 220 lb/syd, 22' wide, 4-5' gravel shoulders-----	\$	121,728.81
Project No. 400027 - 40th St, 144th Ave to 146th Ave		
Resurface with 1 course of HMA, LVSP @ 220 lb/syd, 22' wide, 4-5' gravel shoulders-----	\$	110,129.87
Project No. 400033 - 43rd St, 290' north of 147th Ave		
Replace existing twin 54" x 70' cmp with 68" x 106" x 72' long elliptical concrete culvert-----	\$	114,401.08
Project No. 400071 - 146th Ave, 400' west of 47th St		
Replace existing 60" x 50' cmp with 60" x 64' concrete culvert-----	\$	60,434.35
Project No. 400072 - 40th St, 2,160' south of 146th Ave		
Replace existing 48" x 52' cmp with 98" x 63" x 72' long elliptical concrete culvert-----	\$	57,335.36

SALEM TOWNSHIP

Dustlayer Program-----	\$	5,537.28
Mowing Program-----	\$	3,465.44
HMA Preventive Maintenance-----	\$	17,155.08
Project No. 4065 - 34th St, 140th Ave to 0.50 miles north		
Reconstruct for future HMA surface-----	\$	3,082.76
Project No. 400035 - Ottogan St, 30th St to 26th St		
Surface with 2 courses of HMA 4E1 @ 220 lb/syd, 30' wide, 1' gravel shoulders-----	\$	489,634.32
Project No. 400037 - 144th Ave, 36th St to 32nd St		
Resurface with 1 course of HMA 4E1 @ 220 lb/syd, 30' wide, 1' gravel shoulders-----	\$	266,376.05
Project No. 400063 - 140th Ave, 26th St to 24th St		
Resurface with 1 course of HMA 4E1 @ 220 lb/syd, 28' wide, 1' gravel shoulders-----	\$	111,138.08

SALEM TOWNSHIP (CONTINUED)

Project No. 400073 - 144th Ave, 710' west of Oakland Hills Dr	
Replace existing 48" x 70' cmp with 48" x 72' concrete culvert-----	\$ 32,978.29
Project No. 400075 - 26th St, 146th Ave to Ottogan St	
Resurface with 1 course of HMA 4E1 @ 220 lb/syd, 28-30' wide, 1-2' gravel shoulders-----	\$ 118,591.90
Project No. 400088 - 136th Ave, 30th St to 26th St (30/70 with Monterey)	
Crush, shape, resurface with 2 courses of HMA LVSP @ 165 lb/syd, 28' wide, 1' gravel shoulders-----	\$ 68.90

SAUGATUCK TOWNSHIP

Dustlayer Program-----	\$ 8,226.69
Mowing Program-----	\$ 7,002.48
HMA Preventive Maintenance-----	\$ 3,477.38
Project No. 4064 - Dugout Rd and Riverside Dr	
Clearing and asphalt milling surface-----	\$ 11,372.99
Project No. 400028 - 133rd Ave, Old Allegan Rd to 60th St	
Resurface with 1 course of HMA, LVSP @ 220 lb/syd, 28' wide, 1-2' gravel shoulders-----	\$ 111,329.87
Project No. 400029 - Elizabeth St and Cemetery St, east of Holland St	
Resurface with 1 course of HMA, LVSP @ 220 lb/syd, 20' wide, 1' gravel shoulders-----	\$ 37,085.08

TROWBRIDGE TOWNSHIP

Dustlayer Program-----	\$ 19,816.55
Mowing Program-----	\$ 3,526.84
Project No. 4053 - 109th Ave, 37th St to 34th St	
Clearing, culvert replacement, peat excavation and backfill, adding aggregate. Crush, shape, resurface with 2 courses of HMA LVSP @ 165 lb/syd, 22' wide, 1-2' gravel shoulders (65/35 with Cheshire)-----	\$ 335,915.22
Project No. 400055 - 30th St, 104th Ave to 108th Ave	
Resurface with 1 course of HMA, LVSP @ 220 lb/syd, 22' wide, 4-5' gravel shoulders-----	\$ 207,513.27

VALLEY TOWNSHIP

Dustlayer Program-----	\$ 13,183.99
Gravel Resurfacing Program-----	\$ 33,466.01
Mowing Program-----	\$ 5,179.30
Project No. 400022 - Taft Rd, M-40 Hwy to 124th Ave	
Reconstruct for future HMA surface to include clearing, grade establishment, culvert replacement, adding aggregate, crushing, shaping, and restoration-----	\$ 57,176.63
Project No. 400057 - 115th Ave, 36th St west 1.0 mile to pavement end	
Resurface with 1 course of HMA, LVSP @ 220 lb/syd, 22' wide, 4-5' gravel shoulders-----	\$ 122,744.30

WATSON TOWNSHIP

Dustlayer Program-----	\$ 60,823.90
Gravel Resurfacing Program-----	\$ 64,962.47
Mowing Program-----	\$ 2,962.52
Project No. 4029 - 21st St, 1,850' north of M-222 Hwy	
Replace existing 72" x 38' cmp with 96" x 56' concrete culvert-----	\$ 60,776.29
Project No. 400068 - 118th Ave, 3,900' east of 20th St	
Replace existing 60" x 56' cmp with 81" x 59" x 56' polycoated cmp culvert-----	\$ 46,039.55

WAYLAND TOWNSHIP

Dustlayer Program-----	\$ 49,498.94
Gravel Resurfacing Program-----	\$ 56,471.69
Mowing Program-----	\$ 3,270.40
Project No. 4042 - 6th St and 131st Ave, Gregorville Rd to 4th St	
Reconstruct for future HMA surface-----	\$ 421,212.38
Project No. 4044 - Gregorville Rd and 133rd Ave, 6th St to Patterson Rd	
Reconstruct for future HMA surface-----	\$ 10,146.29

BRIDGE REPLACEMENT PROGRAM - 2021 PROGRESS REPORT

Costs for calendar year 2021 are shown for all projects listed below.
Total project costs through the end of the year are shown in parentheses.

PRIMARY ROAD SYSTEM BRIDGE PROJECTS

Project No. 3923	56th St, north of 104th Ave (SN#193)	\$	(63.37)
	Remove structure and replace with pre-stressed concrete I-beams, concrete deck and related approach work	\$	(1,213,635.08)
Project No. 3924	146th Ave, west of 48th St (SN# 189)	\$	2,132.94
	Remove structure and replace with pre-stressed concrete box beams, concrete deck and related approach work	\$	(14,483.69)

LOCAL ROAD SYSTEM BRIDGE PROJECTS

Project No. 5040	138th Ave, east of 28th St (SN#296)	\$	23,378.20
	Remove structure and replace with pre-stressed concrete box beams, concrete deck and related approach work	\$	(37,335.11)
Project No. 5041	70th St, south of 103rd Ave (SN#218)	\$	253,394.19
	Deck and abutment waterproofing, HMA surface replacement, and guardrail	\$	(257,144.10)
Project No. 5042	107th Ave, west of 46th St (SN#224)	\$	136,661.59
	Deck and abutment waterproofing, HMA surface replacement, and guardrail	\$	(140,411.50)
Project No. 5043	55th St, north of 109th Ave (SN#267)	\$	134,721.80
	Deck and abutment waterproofing, HMA surface replacement, and guardrail	\$	(138,699.62)
Project No. 5044	12th St, north of 136th Ave (SN#272)	\$	158,946.70
	Deck and abutment waterproofing, HMA surface replacement, and guardrail	\$	(162,696.61)
Project No. 5045	Ottogan St, east of 46th St (SN#289)	\$	163,873.94
	Deck and abutment waterproofing, HMA surface replacement, and guardrail	\$	(167,851.76)
Project No. 5046	114th Ave, west of 21st St (SN#310)	\$	150,604.08
	Deck and abutment waterproofing, HMA surface replacement, and guardrail	\$	(154,353.99)
Project No. 5047	104th Ave, east of 64th St (SN#215)	\$	153,369.95
	Deck waterproofing, HMA surface replacement, and guardrail	\$	(155,884.84)
Project No. 5048	63rd St, south of 106th Ave (SN#222)	\$	111,918.05
	Deck waterproofing, HMA surface replacement, and guardrail	\$	(114,432.94)
Project No. 5049	136th Ave, west of 22nd St (SN#229)	\$	76,841.71
	Deck waterproofing, HMA surface replacement, and guardrail	\$	(79,356.60)
Project No. 5050	54th St, north of 104th Ave (SN#268)	\$	60,829.41
	Deck waterproofing, HMA surface replacement, and guardrail	\$	(63,344.30)
Project No. 5051	120th Ave, east of 2nd St (SN#278)	\$	74,426.58
	Deck waterproofing and HMA surface replacement	\$	(76,941.46)
Project No. 5052	22nd St, north of 110th Ave (SN#281)	\$	69,124.75
	Deck waterproofing, HMA surface replacement, and guardrail	\$	(71,639.63)
Project No. 5053	140th Ave, west of 32nd St (SN#297)	\$	132,241.11
	Deck waterproofing, HMA surface replacement, and guardrail	\$	(134,755.99)

CERTIFIED ROAD MILEAGE & NUMBER OF BRIDGES 2021
(South and West Township Lines are credited to that township)

TOWNSHIP	MILES OF PRIMARY ROADS	MILES OF LOCAL ROADS	NUMBER OF PRIMARY BRIDGES (20 foot span or more)	NUMBER OF LOCAL BRIDGES (20 foot span or more)
ALLEGAN	31.47	26.63	None	None
CASCO	27.09	68.22	3 (1)	14 (4)
CHESHIRE	23.52	58.08	3 (0)	3 (1)
CLYDE	19.61	47.50	1 (0)	2 (0)
DORR	20.98	73.84	2 (2)	11 (5)
FILLMORE	28.93	41.62	5 (1)	6 (3)
GANGES	33.89	38.02	2 (0)	3 (1)
GUN PLAIN	23.39	47.82	3 (0)	5 (0)
HEATH	13.27	51.82	None	None
HOPKINS	21.04	55.50	6 (2)	14 (2)
LAKETOWN	15.71	47.76	None	3 (0)
LEE	23.70	71.60	3 (0)	5 (0)
LEIGHTON	26.25	62.26	1 (0)	3 (0)
MANLIUS	9.33	51.83	1 (0)	1 (0)
MARTIN	19.15	56.63	4 (0)	3 (0)
MONTEREY	18.38	58.19	None	1 (0)
OTSEGO	18.79	56.69	3 (0)	3 (0)
OVERISEL	21.57	74.69	3 (0)	12 (2)
SALEM	21.03	61.04	3 (0)	12 (2)
SAUGATUCK	21.12	32.63	1 (0)	None
TROWBRIDGE	17.64	49.72	2 (0)	3 (1)
VALLEY	17.92	49.22	1 (1)	1 (0)
WATSON	14.31	53.86	None	2 (1)
WAYLAND	32.80	42.83	1 (0)	2 (2)
TOTAL	520.89	1,278.00	48 (7)	109 (24)

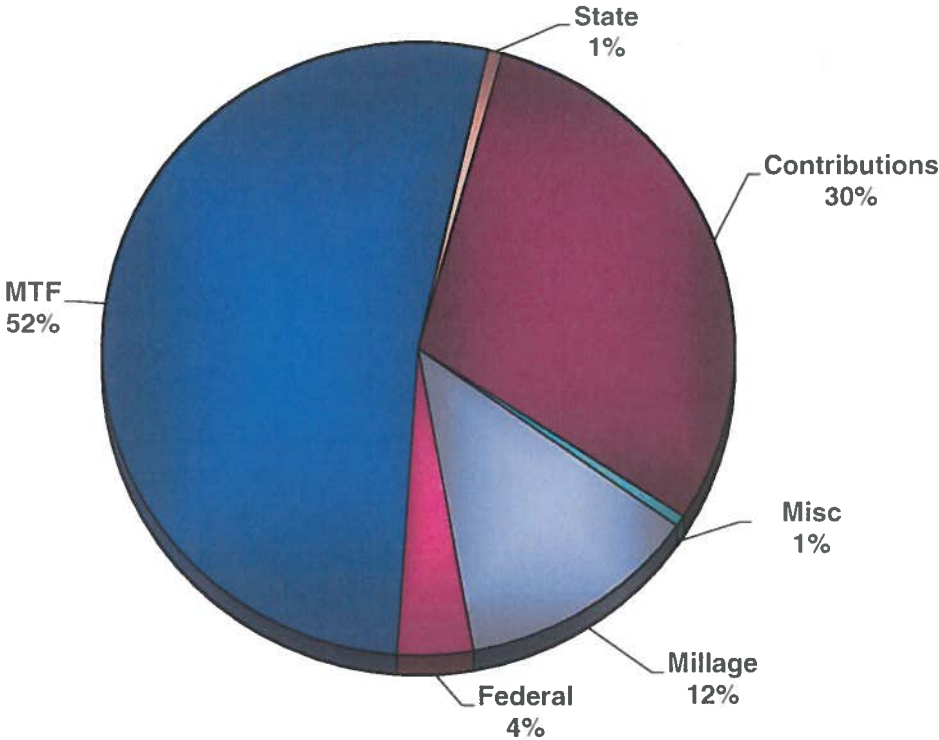
The numbers in parenthesis are the bridges that are structurally deficient or functionally obsolete.

CERTIFIED URBAN AREA MILEAGE
 (These mileages are also included in the total certified road mileages listed above.)

TOWNSHIP	PRIMARY ROADS	LOCAL ROADS
ALLEGAN	9.11	9.40
CASCO	2.12	2.64
FILLMORE	4.15	9.38
GUN PLAIN	6.03	8.51
LAKETOWN	5.45	17.14
OTSEGO	6.04	13.07
OVERISEL	0.00	1.43
TROWBRIDGE	0.25	0.43
TOTAL	33.15	31.79

2021 Revenues

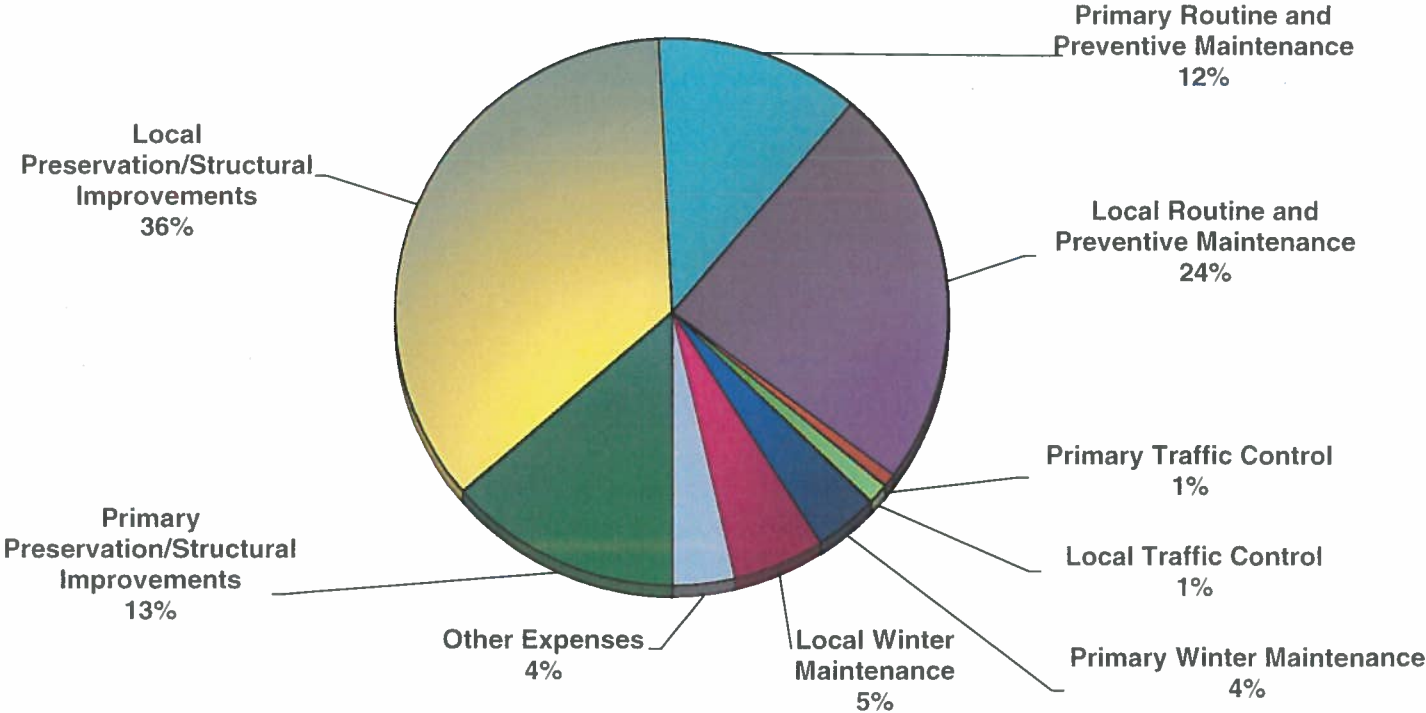
\$32,361,012.33



37% of the Primary Road Fund, Total MTF revenue was transferred to the Local Road Fund in 2021.

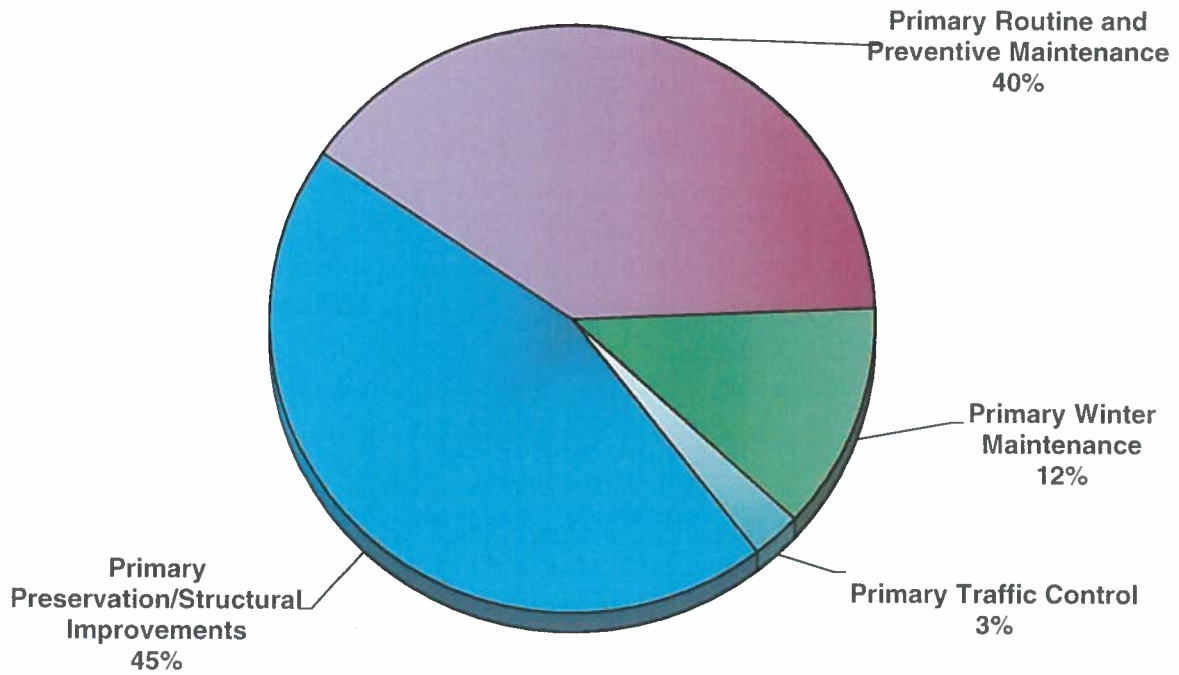
2021 Expenses

\$31,337,829.45



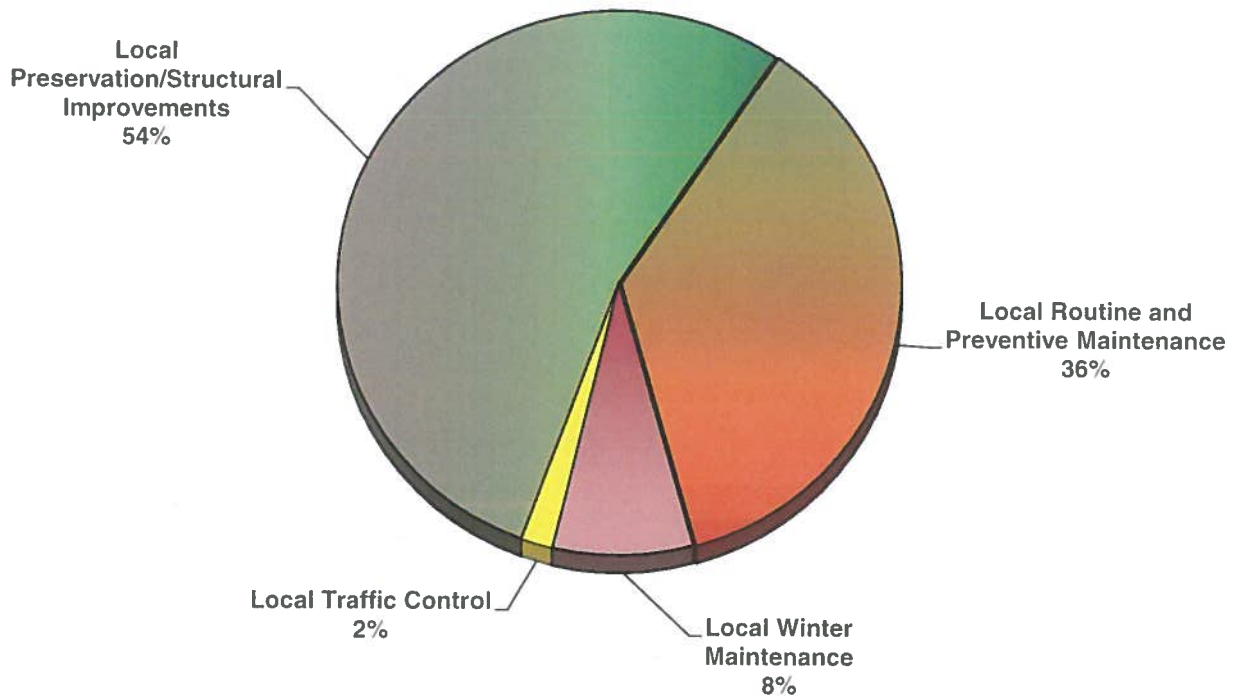
2021 Primary Road Expenses

\$9,459,141,53

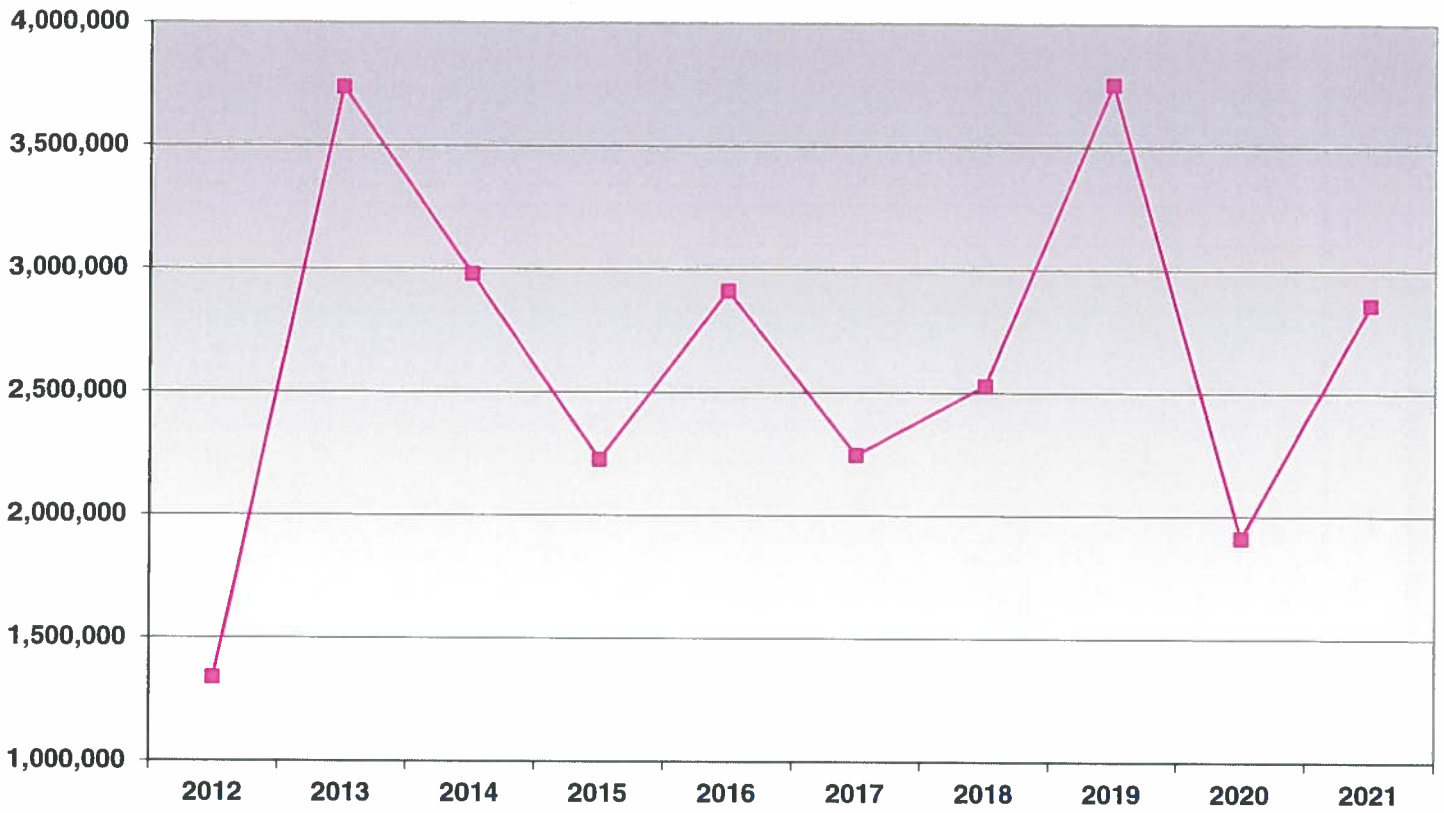


2021 Local Road Expenses

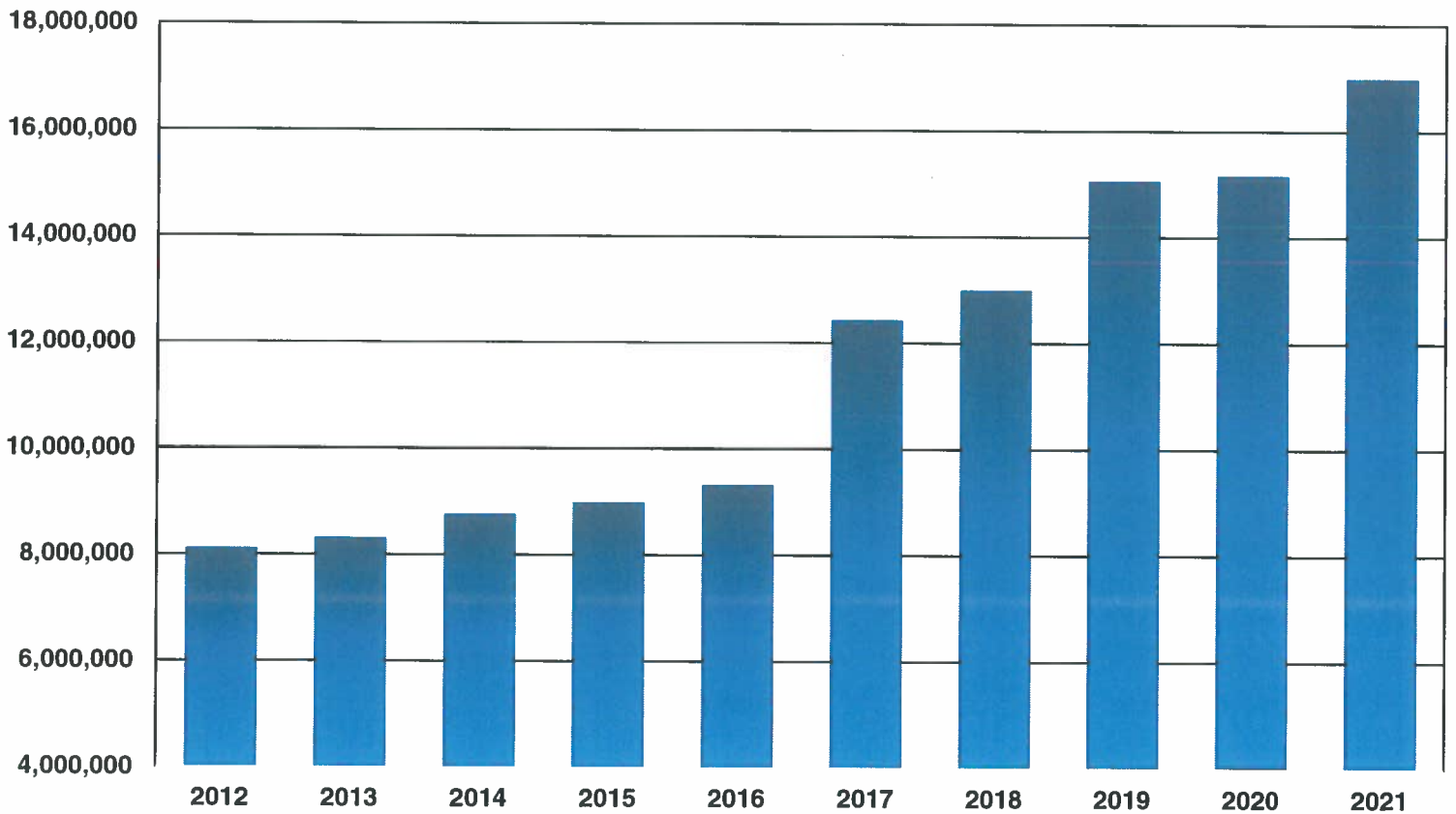
\$20,734,847.68



Winter Maintenance



Michigan Transportation Funds



S T A T E O F M I C H I G A N

BOARD OF COMMISSIONERS OF THE COUNTY OF ALLEGAN

FINANCE - CLAIMS & INTERFUND TRANSFERS

WHEREAS, Administration has compiled the following claims for 9/30/22 & 10/7/22 & 10/14/22; and

WHEREAS, the following claims, which are chargeable against the County, were audited in accordance with Section 46.61 to 46.63, inclusive, M.C.L. 1970 as amended and resolutions of the Board; and

WHEREAS, said claims are listed in the 2022 Claims folder of the Commissioners' Record of Claims.

September 30, 2022

	TOTAL AMOUNT CLAIMED	AMOUNT ALLOWED	AMOUNT DISALLOWED
General Fund - 101	83,643.99	83,643.99	
Parks/Recreation Fund - 208	1,016.11	1,016.11	
Friend of the Court Fund - Cooperative Reimb. - 215	72.00	72.00	
Health Department Fund - 221	22,596.72	22,596.72	
Solid Waste/Recycling - 226	14,023.84	14,023.84	
Multi-Agency Collab. Committee - 245	523.83	523.83	
Animal Shelter - 254	6,631.00	6,631.00	
Register of Deeds Automation Fund - 256	610.80	610.80	
Indigent Defense Fund - 260	35,864.45	35,864.45	
Central Dispatch Fund - 261	1,956.44	1,956.44	
Grants - 279	6,278.07	6,278.07	
Transportation Fund - 288	1,387.96	1,387.96	
Child Care Fund - 292	3,482.23	3,482.23	
Veterans Relief Fund - 293	42.48	42.48	
Senior Services Fund - 298	93,126.12	93,126.12	
American Rescue Plan Act - ARPA - 299	6,930.00	6,930.00	
Capital Improvement Fund - 401	7,530.01	7,530.01	
Delinquent Tax Revolving Fund - 516	7,270.87	7,270.87	
Self-Insurance Fund - 677	282,468.50	282,468.50	
Drain Fund - 801	721.44	721.44	
TOTAL AMOUNT OF CLAIMS	\$576,176.86	\$576,176.86	

October 7, 2022

	TOTAL AMOUNT CLAIMED	AMOUNT ALLOWED	AMOUNT DISALLOWED
General Fund - 101	114,959.46	114,959.46	
Parks/Recreation Fund - 208	2,872.08	2,872.08	
Friend of the Court Fund - Cooperative Reimb. - 215	1,590.40	1,590.40	
Health Department Fund - 221	21,716.72	21,716.72	
Solid Waste/Recycling - 226	7,812.96	7,812.96	
Brownfield Redevelopment Auth. - 243	2,277.50	2,277.50	
Register of Deeds Automation Fund - 256	12,058.64	12,058.64	
Indigent Defense Fund - 260	15,800.11	15,800.11	
Central Dispatch Fund - 261	44,122.64	44,122.64	
Local Corrections Officers Training Fund - 264	3,070.01	3,070.01	
Law Library Fund - 269	2,881.30	2,881.30	
Grants - 279	4,410.00	4,410.00	
Transportation Fund - 288	2,354.72	2,354.72	
Child Care Fund - 292	36,970.82	36,970.82	
Senior Services Fund - 298	186.67	186.67	
American Rescue Plan Act - ARPA - 299	6,201.00	6,201.00	
Capital Improvement Fund - 401	35,485.54	35,485.54	
Delinquent Tax Revolving Fund - 516	16,699.88	16,699.88	
Revolving Drain Maintenance Fund - 639	166.50	166.50	
Fleet Management/Motor Pool - 661	33.58	33.58	
Self-Insurance Fund - 677	377,426.99	377,426.99	
Drain Fund - 801	21,471.56	21,471.56	
TOTAL AMOUNT OF CLAIMS	\$730,569.08	\$730,569.08	

October 14, 2022

	TOTAL AMOUNT CLAIMED	AMOUNT ALLOWED	AMOUNT DISALLOWED
General Fund - 101	153,451.93	153,451.93	
Parks/Recreation Fund - 208	5,945.62	5,945.62	
Friend of the Court Fund - Cooperative Reimb. - 215	661.25	661.25	
Health Department Fund - 221	38,585.24	38,585.24	
Solid Waste/Recycling - 226	1,562.00	1,562.00	
Indigent Defense Fund - 260	247,791.98	247,791.98	

Central Dispatch Fund - 261	196.85	196.85	
Concealed Pistol Licensing Fund - 263	8.96	8.96	
Local Corrections Officers Training Fund - 264	1,475.04	1,475.04	
Crime Victims Rights Grant - 280	560.08	560.08	
Sheriffs Contract - All Other - 287	104.68	104.68	
Transportation Fund - 288	98,936.38	98,936.38	
Child Care Fund - 292	20,924.58	20,924.58	
Veterans Relief Fund - 293	4,386.19	4,386.19	
Senior Services Fund - 298	60,994.74	60,994.74	
American Rescue Plan Act - ARPA - 299	10,923.20	10,923.20	
Public Works Project Debt Fund - 365	125.00	125.00	
Jail Building Debt Fund - 366	125.00	125.00	
Fillmore: Re-Funding 2013 Bond Debt - 379	125.00	125.00	
Capital Improvement Fund - 401	15,219.00	15,219.00	
Delinquent Tax Revolving Fund - 516	1,806.25	1,806.25	
Tax Reversion 2020 - 621	45.45	45.45	
Tax Reversion 2018 - 629	471.00	471.00	
Revolving Drain Maintenance Fund - 639	194.35	194.35	
Fleet Management/Motor Pool - 661	229.28	229.28	
Self-Insurance Fund - 677	41,488.25	41,488.25	
Drain Fund - 801	4,754.43	4,754.43	
TOTAL AMOUNT OF CLAIMS	\$711,091.73	\$711,091.73	

THEREFORE BE IT RESOLVED that the Board of Commissioners adopts the report of claims for 9/30/22 & 10/7/22 & 10/14/22, and interfund transfers.



M E M O

TO: Board of Commissioners
DATE: September 22, 2022
RE: **FY 2023-2027 Proposed Budget**

I am pleased to present the FY2023-2027 proposed budgets for your consideration. Financially, the upcoming year is planned to maintain a stable level of service and operations, *and* continue the implementation of several Board priorities in the law enforcement, judicial, transportation areas, in addition to accelerating the repayment of debt. Funds are also directed to the maintenance of the County's portfolio of facilities, vehicles, and parks.

On an ongoing basis, the Board is engaged in the budget process particularly at the governance and policy level. The Board's work in adopting its Strategic Plan was utilized in the formation of the 2023-2027 budgets. In addition, each year the Board reviews and adopts the Budget Policy which provides general direction and specific parameters for the development of a recommended budget. Commissioner input is sought each year regarding the budget process, including the opportunity for each commissioner to request specific information while the draft budget documents are being created. The Board also establishes personnel compensation parameters which impacts the majority of the budget. Capital parameters and priorities are set by the Board which provide direction for the development of the Capital plan. On an ongoing basis, the Board receives Revenue and Expenditure status reports, Capital reports, departmental performance reports and annual presentations, all aimed at keeping the Board engaged with the budget and related activities as well as departmental needs. Of course, overall financial accountability is reflected in the annual audit presented to the Board.

As a result of process improvement, budget planning is a more consistent process and information is getting to the Board earlier allowing more time for questions and consideration while still planning for the adoption of the budget well within the statutory timeframe. To stay on track with the timeline adopted in the Budget Policy, the Board will be asked to schedule an October 13 Public Hearing on the budget, which is also the target date for adoption of the FY 2023 budget. Note that State law only allows for the official adoption of a budget for FY 2023; years 2024-2027 are for longer-term internal planning.

General Fund

	2022 Budget	2023 Proposed	Percent Change
Property Tax	29,963,630	33,164,828	10.7%
Fees/Charges for Services	3,971,952	4,045,355	1.8%
Interest/Rents	491,744	257,400	-47.7%
Budget Stabilization	-	-	0.0%
Other Revenue	<u>5,545,106</u>	<u>5,609,645</u>	1.2%
Total Budgeted Revenues	39,972,432	43,077,228	7.8%
General Fund Expenditures			
Personnel	23,887,756	25,361,859	6.2%
Operational	8,599,794	8,750,299	1.8%
Transfer Out	<u>8,463,971</u>	<u>8,965,070</u>	5.9%
UAL Debt Service (included above)	2,100,000	2,400,000	14.3%
Contingency (included above)	816,270	616,009	-24.5%
Total Budgeted Expenditures	40,951,521	43,077,228	5.2%

Items of Note – General Fund

Revenues

- Property Tax:** The 2023-2027 budgets were built using the millage rates that the Board adopted in its April 2021 strategy document. The Board also approved an additional 0.025 mills for three years, to support a law enforcement staffing pilot program (recruiting and schooling for Cadets). The Property Tax category as a whole, which includes Trailer Tax and Industrial Facilities Tax, as well as Marijuana Excise Tax, in addition to Real and Personal Property Tax, is anticipated to increase by 10.7%. As the millage rate proposed to be levied is relatively flat, the large majority of the revenue increase can be explained by the projected increase in taxable value from 2022 to 2023. A small portion of the increase is due to a 2022 budget that was lower than actual results. For years 2024-2027, the taxable value is projected to increase by 6% per year, which is a combination of true growth, plus Proposal A (allowed inflationary) increases. The conservative approach is to continue the strategy that levies less than the maximum allowed, so that a buffer may be maintained. Even with this conservative approach, by 2027, projected Headlee rollbacks will result in the County levying just 0.1919 mills less than the maximum millage rate.

Year	Base Levy	Strategy mills	Cadet mills	Total Levy
2021	4.5125	0	0	4.5125
2022	4.5125	0.6097	0.025	5.1472
2023	4.5125	0.6244	0.025	5.1619
2024	4.5125	0.6174	0.025	5.1549
2025	4.5125	0.5724	0	5.0849
2026	4.5125	0.5779	0	5.0904
2027	4.5125	0.5836	0	5.0961
The "base levy" is the last levy prior to the restored tax limitation. Future years start with this number, because the April '21 Strategy Document used this number as a starting point.				
Note that this includes .02 mills for Vets				

- New for 2023, a budget has been established for the receipt of marijuana tax from the State. These dollars come from the ten percent excise tax charged on recreational sales, and are distributed to the municipalities in which retail dispensaries are located. The first receipt of funds, in the amount of \$28,000, occurred in 2021. The FY2023 budget comprises \$250,000, or 0.75%, of the Property Tax category's total revenues.
- *Personal Property Tax/Local Community Stabilization Act:* The County has received between \$1.3 and \$1.4 million from the State in the last two fiscal years. As the funding formula and total amount to be allocated among units is subject to legislative action, it is recommended to maintain a conservative \$1,100,000 budget for this line. This line is not included in the Property Tax category above, but is included in the "Other Revenue" category, as grant revenue. This is because the indirect nature of the revenue – being received from the State, and not through tax bills – changes the accounting treatment of the revenue. In the legally-required document titled "General Fund Revenues by Source and Expenditures by Function", the PPT/LCSA dollars are included in the "State and Federal Grants" category.
- *Interest/Rents:* Interest: It would seem reasonable to expect that rising interest rates would lead to greater investment income, and that is true for new investments. For longer-term investments that were purchased during the lower interest rate environment of the past few years, an accounting rule called "mark to market" results in a devaluation of those investments. The net effect is interest that is projected to be very close to zero. Rents: The County serves as a landlord for several State agencies, such as the Department of Health and Human Services, Michigan Works, and ACLAC. Some of the leases have a true-up provision, where rental income is compared to actual costs, during the next rental period. Rent is then adjusted up or down to reflect the overall cost and payments made. One of these true-up provisions is related to the early pay-off of the Human Services Building debt several years ago. Despite notification to the State, the State opted to continue its payments to include the debt service, resulting in overpayments, in favor of adjusting this through the true-up provision. As such, the rent is expected to be reduced by about \$100,000 for this year to balance the difference.
- *Budget Stabilization Fund:* Generally, expenditures should be balanced to revenue without the use of Budget Stabilization. In years where services would otherwise be significantly reduced, it is appropriate to use Budget Stabilization as a tool in a reasonably sustainable manner. The following table shows the history of the use (as a Transfer Out) of this Fund.

Year	Beginning Balance	Transfers In	Transfers Out	Ending Balance
2004	1,897,690	-	-	1,897,690
2005	1,897,690	-	-	1,897,690
2006	1,897,690	-	-	1,897,690
2007	1,897,690	2,228,333		4,126,023
2008	4,126,023	181,373	-	4,307,396
2009	4,307,396		25,368	4,282,028
2010	4,282,028	742,695	500,000	4,524,723
2011	4,524,723	829,634	740,723	4,613,634
2012	4,613,634	680,439	750,000	4,544,073
2013	4,544,073	806,277	567,440	4,782,910
2014	4,782,910		323,811	4,459,099
2015	4,459,099	555,149	808,185	4,206,063
2016	4,206,063	282,005	500,000	3,988,068
2017	3,988,068	641,172	725,967	3,903,273
2018	3,903,273	672,218	874,919	3,700,572
2019	3,700,572	900,924	695,000	3,906,496
2020	3,906,496	752,411	-	4,658,907
2021	4,658,907	146,862	-	4,805,769
2022	4,805,769	175,751	-	4,981,520

Currently, the 2023-2027 draft budgets do not include the use of Budget Stabilization Fund dollars.

- *General Fund Committed Reserve:* While preparing the 2021 budget, the Board approved a three-year (2021, 2022, and 2023) “COVID-19 Distribution Reserve” in the General Fund. This Reserve was created from the General Fund surplus fund balance distribution process that is detailed in section 4.13 of the Budget Policy. As the chart shows, \$1,847,354 is available for future budget years.

General Fund Committed Reserve Balance	
2020 Activity: Balance Created	4,222,591
Planned for use in 2021 budget	(1,396,328)
Planned for use in 2022 budget	(978,909)
Balance available for future years	<u>1,847,354</u>

None of this Reserve has been used in the 2023-2027 budgets. If the Board were to contemplate directing these dollars toward strategic goals, an appropriate use of these funds to meet current conditions may be one-time expenditures such as retention payments (personnel) and capital projects.

Expenditures

- *Personnel:* The overall General Fund personnel cost increase of 6.3% includes:
 - The Board-approved double-step increases that range from 4.58% to 6.7% depending upon where an employee may be within the wage table,
 - A Board-approved 0.25% across-the-board wage adjustment,
 - A State permissible increase in the health care cap of 1.3% (see below),
 - A \$1,130,000 pension bond payment, in accordance with the Board’s April 2021 strategy (described further below),
 - Positions that were requested as part of the 2023 Departmental budget process and tentatively added to the budget with concurrence by the Board. As discussion on additional positions is still ongoing, the list of approved and deferred position requests is subject to update.
- *Health Care Costs:* In accordance with P.A. 152 (“Hard Cap”) directives, a 1.3%

increase has been budgeted for health care (medical, dental, and vision) costs. Because the County's costs were less than the Hard Cap for 2022, this increase will be enough to cover the expected 3.4% increase to the County's actual costs through the West Michigan Health Insurance Pool.

- *MERS Defined Benefit Contributions:* As the result of robust 2021 investment returns, the County's required contribution for UAL and Normal Cost combined has fallen to \$768,144, from 2022's \$1,112,040 figure (a decrease of \$343,896). The combination of UAL and Normal Cost is primarily allocated to the departments that have active employees in that plan. Between the shrinking employee base, due to retirements, and the total dollars that need to be allocated, individual fringe rates would be too high to be accepted by granting sources. Thus, for FY2023 the costs spread to departments are held steady, and a lump-sum General Fund payment of \$287,943 remains in a dedicated line item.
- *Pension Bond Payment:* As part of the April 2021 Strategy document, the General Fund millage was planned to cover the complete \$1,130,000 pension bond payment for the County. This payment allows the following Funds to retain dollars for programmatic use:
 - General Fund: \$976,840
 - Central Dispatch: \$20,525
 - Friend of the Court: \$35,293
 - Public Health: \$22,461
- *Preliminary Positions for 2023:* During the July Board Planning Sessions, the parameters for adding personnel, and then specific positions, were discussed. At this moment of the budget process, the following positions have been included in the General Fund figures:

GENERAL FUND								
<i>Dept</i>	<i>Fund</i>	<i>Position Request</i>	<i>2023</i>	<i>2024</i>	<i>2025</i>	<i>2026</i>	<i>2027</i>	<i>Total</i>
Clerk's Office	101-215	Reclass Part-Time Deputy Circuit Court Clerk to Full-Time	29,080	30,204	31,475	32,810	34,073	157,642
Facilities	101-265	Eliminate IRPT Janitor	(19,000)	(19,981)	(20,973)	(21,987)	(22,949)	(104,890)
Facilities	101-265	New Full-Time Lead Custodian	71,531	74,458	77,683	81,074	84,265	389,011
Information Services	101-233	New Full-Time Project Management Specialist	79,462	82,693	86,326	90,146	93,763	432,390
Information Services	101-228	New Full-Time Information Technology Specialist	74,989	78,086	81,527	85,084	88,452	408,138
Probate/Courts	101-148	New Full-Time Court Specialist	74,972	78,086	81,527	85,084	88,452	408,121
Pros. Attny	101-296	New Full-Time Electronic Media Specialist/Investigator	83,845	87,299	91,173	95,209	99,049	456,575
Sheriff	101-301	Reclass IRPT Animal Control Deputy to Full-Time	52,541	54,719	57,024	59,379	61,643	285,307
Sheriff	101-301	New Full-Time Compliance Specialist	75,105	78,057	81,499	85,055	88,424	408,140
Sheriff	101-301	New Part-Time Compliance Specialist - 32 hours/week	53,789	56,109	58,672	61,321	63,815	293,706
Sheriff	101-301	Reclass IRPT to a Part-Time Community Services Officer	34,364	35,661	37,198	38,813	40,334	186,370
Sheriff	101-301	Reclass IRPT to Full-Time Courthouse Security	60,801	63,631	66,176	68,871	71,442	330,921
Grand Total			671,479	1,951,887	3,700,912	3,859,932	4,112,946	14,297,157

- *Contingencies:* The amount earmarked for contingencies is \$616,009, or 1.4% of budgeted expenditures, which is similar to the figures used in FY 2020 and 2021, and which had been adjusted to \$816,270 for 2022.
- *Operating Costs:* When the effect of the changing Contingency amount is eliminated, the

gross operating cost change from FY22 to FY 23, for all General Fund Departments, is 5.25%, or approximately \$410,000. While a majority of the increases are small changes in costs to maintain existing service levels, there are a few new items or notable increases to existing items. They are:

- \$60,000 for a lobbyist, in the Board of Commissioners Activity;
- \$49,950 increase in postage, from for all County mail. This line had not kept up with inflation and the volume of mail for the past few years;
- \$76,000 increase in Information Systems, for increased software licensing costs, both due to new and legacy systems and replacement equipment;
- \$37,272 (12%) in increased fuel costs. This increase is in addition to the \$45,000 increase budgeted in FY22.
- \$70,775 in Sheriff cost increases, exclusive of fuel, due to increased costs due to planned retirements (new uniforms/vests, training, etc), and equipment maintenance/replacement.
- *Transfers Out:* As part of the April 22 Strategy document regarding the early payment of debt, a \$2.4 million Transfer Out to the Liability Sinking Fund is included in the budget. A Transfer out to the Transportation Fund is also included, in accordance with the Strategy document. All other Transfers Out, such as to the Child Care, Public Health, and FOC Funds, are in line with typical annual amounts.

Special Revenue Funds:

	2022 Budget	2023 Proposed	Percent Change
Revenue	33,518,464	61,349,391	83.0%
Expense	38,708,519	59,489,732	53.7%
Expense Detail:			
Personnel	13,347,022	14,833,847	11.1%
Personnel: MERS UAL Payment	7,256,373	0	n/a
Personnel: PTO Payout Fund	180,426	180,426	0.0%
Operational	14,042,729	38,795,826	176.3%
Capital	2,279,000	3,850,331	68.9%
Transfer Out	1,602,969	1,829,302	14.1%
Total Expense	38,708,519	59,489,732	53.7%

Items of note – Special Revenue Funds

- *ARPA Fund:* The large increase in revenues and expenditures, comparing 2022 to 2023, is due to the inclusion of a \$22.9 million budget for American Rescue Plan Act (ARPA) projects. While it is not anticipated that the full amount of the County’s ARPA funds will be expended in 2023, this budget will serve as a placeholder, and will be updated as appropriate and necessary, to reflect Board decisions on projects.
- *GASB 84 Fund:* Recent accounting standards require that activity that used to be housed in the Trust and Agency Fund, such as Court-ordered bond and restitution receipts and

restitution payouts, must be recognized as revenues and expenditures. As such, a new Fund has been created, and has been assigned a budget, to comply with the state’s Uniform Budgeting Act.

- *Personnel:* The comments regarding General Fund personnel cost drivers hold true for non-General Funds. In addition, a number of positions were added to the Indigent Defense (Public Defender) Fund, as a result of a collaborative process between the County and the State. The action is a continued right-sizing of the four-year-old Department, striking a balance between contract and staff attorneys. No additional County dollars were needed for these positions, as the County’s contribution to indigent defense is set by statute. Those positions, as well as a small adjustment to a Senior/Vets position, are as follows:

Senior/Vets	298 (80%) 293 (20%)	Increase Administrative Assistant (36-40 hours)	4,502	4,802	5,016	5,234	5,441	24,995
Health	221-601	New Full-Time Personal Health Services Coordinator	89,030	92,801	96,957	101,253	105,335	485,375
Public Defense	260-279	Two New Full-Time Senior Assistant Public Defenders	220,612	230,725	242,499	254,887	266,058	1,214,781
Public Defense	260-279	Two New Full-Time Assistant Public Defenders	206,178	216,718	227,677	239,249	249,715	1,139,536
Public Defense	260-279	New Full-Time Legal Specialist	75,105	78,086	81,527	85,084	88,452	408,254
Public Defense	260-279	Reclass Part-Time (25) to Full-Time (40) Investigator	42,898	44,387	45,919	47,514	49,039	229,756
Public Defense	260-279	New Full-Time Social Worker	83,846	87,299	91,173	95,209	99,049	456,576
Public Defense	260-279	New Full-Time Office Coordinator	83,846	87,299	91,173	95,209	99,049	456,576
Public Defense	260-279	New Full-Time Receptionist/Indigency	70,720	73,479	76,657	79,997	83,142	383,995
		Grand Total	965,767	1,178,389	1,340,457	1,497,335	1,558,523	6,540,472

- *Liability Sinking Fund:* This Fund accumulates dollars to pay down debt on an accelerated schedule. In 2022, this Fund will receive a \$2.1 million transfer from the General Fund, and will disburse \$7.65 million to MERS. The payment to MERS is designed to restore the Defined Benefit pension funding level to 100%. A \$2.4 million General Fund transfer to this Fund is planned for both 2023 and 2024. All of these transactions are directed in the April 2021 Strategy document. In addition to these budgeted transfers, the Budget Policy directs that the Fund receive a portion of the surplus General Fund fund balance, measured at the end of each audit. As the 2021 audit has recently been completed, this Fund will soon receive a \$3 million contribution. These dollars were not programmed into the Strategy document, as the financial results of a year can vary widely. This Fund also receives a portion (approximately 40%, or \$925,000), of State Revenue Sharing (SRS) dollars; the Capital Fund receives the other 60%. With the \$3 million in unplanned revenue, this Fund would be able to function normally, if a portion of its SRS dollars were redirected to the Capital Fund for additional capital needs. As such, based on the capital list that was reviewed with the Board at its August 25 Planning Session, approximately \$425,000 of SRS revenue was shifted away from the Liability Sinking Fund, and recognized in the Capital Projects Fund.
- *PTO Liability Fund:* The PTO (Paid Time Off) Liability Fund is the mechanism that is used to capture, and fund, the County’s total liability for promised benefits (time off). The Budget Policy directs that this Fund be used to cover PTO payout amounts, such as at the time of an employee’s retirement. Because Compensatory (Comp) Time payouts have the same liability profile as PTO, a budget has been created in the Fund, to cover expected retirements. Creating a budget in this Fund, rather than budgeting for payouts

in each department, avoids fluctuations in departments' personnel budgets.

- *Public Health Fund:* The Public Health department has been providing COVID services at the Board-authorized mandated level. This response has been made possible through the use of staffing resources provided at no cost from the Centers for Disease Control Foundation (CDCF), and additional State grant funding received. Unfortunately, the CDCF staff resources will not be available after October of this year. For 2023, the total COVID/Communicable Disease response, including the Health Resource Advocate grant program that assists schools, is estimated to require \$1,647,530 in funding; to date, State funds estimated to be available for that same timeframe is \$1,122,603– which leaves a \$524,927 gap. Annually, in accordance with the Budget Policy (section 4.14.6.1.1) the Public Health Fund remits its excess fund balance to the General Fund. The estimated amount of the 2021 remittance (performed in 2022, at the conclusion of the annual audit) is \$625,000. If the Board were to suspend the remittance of the 2021 excess fund balance, the Public Health Fund would have the funds to support the mandated response internally, which would allow for orderly planning. Funds that ultimately aren't needed, because more State dollars or donated staffing was provided, would remain in the Public Health Fund, and would be remitted to the General Fund in the next year's cycle of excess fund balance remittance.
- *Central Dispatch Capital Fund:* In addition to funding Dispatch capital needs, this Fund is responsible for making payments for the Motorola radio system. This is done through a Transfer Out to a debt service fund. A higher-than required payment is budgeted, in an effort to retire the debt three years early. That effort remains on track.
- *Transportation Fund:* In accordance with the April '21 Strategy document, and modified by mid-2022 position changes, the Transportation Fund has an \$830,154 Transfer In from the General Fund. This revenue will leverage State and Federal dollars, to provide expanded services to the County's residents.
- *Public Improvement (Capital Projects) Fund:* Per the Budget Policy, this Fund receives the first \$1.3 million of State Revenue Sharing (SRS) dollars, and sixty percent of the amount that exceeds \$2.2 million. Based on the capital list presented at the August 25 meeting, and included in this packet, the Capital Projects Fund's SRS budget has been set at \$1.905 million.
- *Sheriff (Township/City) Contract Funds:* As part of the 2021 budget process, all Funds except Wayland Township were combined into one Fund. The Wayland Fund was kept separate because it collects monthly fees for the use of County vehicles, which was unique to the existing contracts. Now that all units are being offered the same opportunity, the Wayland Township Fund has been combined into the consolidated Fund.
- *Senior Services Millage Fund:* Expenditures in the five service areas are projected to increase due to contract (unit price) increases, as well as volume (quantity) increases.

Capital Projects:

A draft list of capital projects is included in this packet. As has been forecasted and communicated for several years, the County's needs exceed the funding level directed through the Budget Policy. Following a process used in previous budget cycles, a two-tiered list, breaking out items that are able to be accommodated in the base funding level, and items that exceed that level, is presented. The budget presented today includes the redirection of approximately \$425,000 in State Revenue Sharing dollars from the Liability Sinking Fund to the

Capital Projects Fund, which will allow important projects to be undertaken, while maintaining overall financial stability.

Grants:

A draft version of the comprehensive list of anticipated grants is included in this packet. Grants that appear on this list are able to be handled administratively, with a report back to the Board, in accordance with Budget Policy. With the exception of Health grants, which require a special Maintenance of Effort calculation, the amount of County funding required by the granting source may be found in the column titled “Local Match Required.” Amounts found in the “Anticipated Additional County Funding” column may be reduced without fear of losing the underlying grant funds, although service levels, including staffing, may be impacted. In accordance with Budget Policy guidance, grant applications now request reimbursement for indirect costs, when the grant allows for cost recovery. A column, indicating the status of indirect costs, is included on the Grants master list.

Fleet List:

A complete list of vehicles, boats, and trailers is included in this budget packet. As in past years, absent new grant funding or donations, items that were originally procured through a grant or donation are not planned for replacement through the County’s capital process.

Fee Schedule:

The Budget Policy requires that the County-wide fee schedule be included with the budget submission to the Board. This list is attached.

Position Changes:

The following chart lists the new position requests that have not been included in the draft proposed budget. Most have been requested to start in 2024-2027; a few have been requested for 2023, and need additional discussion.

GENERAL FUND

<u>Dept</u>	<u>Fund</u>	<u>Position Request</u>		<u>Dept</u>	<u>Fund</u>	<u>Position Request</u>
Administration	101-266	New Full-Time Legal Specialist		Pros. Attny	101-296	Two New Full-Time Assistant Prosecuting Attorneys (2025 Plan)
Administration	101-266	New Full-Time Law Clerk (Para Legal)		Pros. Attny	101-296	New Full-Time Electronic Media Specialist/Investigator
Administration	101-266	Reclass Assistant Corporation Counsel to Corporation Counsel		Pros. Attny	101-296	Reclass IRPT Legal Admin. Specialist to Full-Time
Administration	101-172	New Full-Time Communications Coordinator (PIO)		Pros. Attny	101-296	New Full-Time Office Coordinator
Circuit Court	101-301	New Full-Time Bailiff		Sheriff	101-301	New Full-Time SWET Sergeant
Circuit Court	101-301	New Full-Time Bailiff		Sheriff	101-301	New Full-Time Animal Control Deputy
Circuit Court	101-283	New Full-Time Court Recorder/Judicial Secretary		Sheriff	101-301	Reclass IRPT Animal Control Deputy to Full-Time
Circuit Court	101-283	New Full-Time Office Coordinator		Sheriff	101-301	New Full-Time Control Center Specialist (2025 Plan)
Circuit Court	101-283	New Full-Time Law Clerk		Sheriff	101-301	New 6 Road Patrol Deputies (2025 Plan)
Circuit Court	101-283	New Full-Time Assignment/Scheduling Clerk		Sheriff	101-301	New Detective (2025 Plan)
Circuit Court	101-284	New Full-Time Juvenile Probation Officer		Sheriff	101-301	New Full-Time Compliance Specialist
Clerk's Office	101-215	New Full-Time Deputy Circuit Court Clerk		Sheriff	101-301	Three New Part-Time Transport Security Officers
Human Resources	101-270	New Full-Time Human Resources Assistant		Sheriff	101-301	New Part-Time LEPC Coordinator - 32 hours/week
Information Services	101-228	New Full-Time Information Technology Specialist		Sheriff	101-301	Reclass IRPT to Full-Time Courthouse Security
				Sheriff	101-301	Reclass Part-Time to Full-Time LEPC Coordinator

NON GENERAL FUND

<u>Dept</u>	<u>Fund</u>	<u>Position Request</u>				
Circuit Court	292-662	New Full-Time Community Justice Officer				
Circuit Court	215-290	New Full-Time FOC Enforcement Specialist				
Health	221-601	New Full-Time Registered Sanitarian-Food Program				
Human Resources	677-270	Increase HR Coordinator hours from 35 to 40 hours/week				

S T A T E O F M I C H I G A N

BOARD OF COMMISSIONERS OF THE COUNTY OF ALLEGAN

COUNTY OF ALLEGAN - 2023 GENERAL APPROPRIATIONS ACT

WHEREAS, pursuant to MCLA 141.421 and .413, notice of a public hearing on the proposed budget was published in a newspaper of general circulation on September 29, 2022, and a public hearing on the proposed budget was held on October 13, 2022; and

WHEREAS, the Board of Commissioners intends to levy and collect the general property tax on all real and personal property within the County upon the current tax roll an allocated millage of 5.1619 mills for County operations, which includes the Allocated Veterans Relief fund; voter approved millage of 0.493 for Senior Services, voter approved millage of 0.9654 mills for County Roads, voter approved millage of 0.2448 mills for Medical Care Community, and voter approved millage of 0.0979 for Allegan County Conservation District, for a total millage of 6.9630; and

WHEREAS, the Board of Commissioners has reviewed the recommended balanced budget and through this resolution is appropriating funds through Line Items contained within each budgetary Activity to each Department, as attached, and County officials responsible for the expenditures authorized in the budget may expend the funds up to, but not to exceed, the total appropriation authorized for each Activity and in accordance with the Board approved Budget Policy; and

WHEREAS, the 2023 proposed budget includes the capital and non-capital projects and grant funds received from State, Federal and other sources, as outlined in the attached lists; and

WHEREAS, a comprehensive list of the County's fleet (e.g. vehicles, boats, ATVs, golf carts and trailers), inclusive of the approved funding source, has been reviewed.

THEREFORE BE IT RESOLVED, in cases where there may be benefit financially and operationally, 2023 Capital Projects may proceed effective immediately upon adoption, contingent upon approval by the County Administrator; subsequently, the Executive Director of Finance is authorized to perform necessary budget adjustments; and

BE IT FURTHER RESOLVED, the Board of Commissioners authorizes the continuation of current capital projects into 2023, to include the re-appropriation of funding, as detailed as attached; and

BE IT FURTHER RESOLVED, the Board of Commissioners authorizes the County Administrator to execute documents related to fleet acquisitions and disposals, including, but not limited to, titles, purchase agreements and registrations; and

BE IT FURTHER RESOLVED, the Board of Commissioners authorizes the County Administrator to take actions that would increase the total fleet size, when those actions are directly supported by a Law Enforcement contract executed between the County, the Sheriff, and a local unit of government; and

BE IT FURTHER RESOLVED, that any action (e.g. purchase, grant, donation) that would serve to increase the total fleet size beyond the annually reviewed fleet list, or a significant change in fleet item (i.e.

ATV exchange for Full Size Truck) must be brought before the Board of Commissioners for consideration; and

BE IT FURTHER RESOLVED, the County Administrator is authorized to apply for and accept when awarded all grants included in the 2023 budget submission, as attached; and

BE IT FURTHER RESOLVED, the Board Chairperson and/or County Administrator is authorized to sign any necessary grant documents on behalf of the County, and the Executive Director of Finance is authorized to perform any necessary budget adjustments related to these grants; and

BE IT FURTHER RESOLVED, the portion of any position funded through a grant shall be coterminous with the available program and grant funds; and

BE IT FURTHER RESOLVED, the Board of Commissioners adopts the proposed 2023 budget as the fiscal year 2023 Budget for the County of Allegan; and

BE IT FINALLY RESOLVED, the County Administrator and/or Board of Commissioners shall make any necessary corrections and adjustments to the 2023 Budget in accordance with Board approved County policy.

DRAFT

Allegan County
General Fund Operating Budget
Fiscal Year 2023

	2021 Actual	2022 Projected	2023 Recommended
--	----------------	-------------------	---------------------

Revenues By Source:

Taxes (402 to 439)	25,050,324	29,963,630	33,164,828
Licenses & Permits (478 to 486)	53,362	67,080	56,080
State & Federal Grants (500 to 599)	2,939,597	2,491,731	2,561,231
Charges for Services (600 to 656)	4,418,635	3,971,952	4,045,355
Fines & Forfeits (657 to 663)	790,077	126,150	126,150
Interest & Rent (665 to 673)	306,331	491,744	257,400
Other Revenue (674 to 698)	2,971,958	2,777,234	2,786,234
Transfers In / Other Fin Sources (699)	986,631	82,911	79,950
Total Revenues	37,516,915	39,972,432	43,077,228

Expenditures by Function:

Legislative (101)	269,201	288,401	330,875
Judicial (283 to 295; 298; 299)	3,820,134	4,177,463	4,474,957
General Government (172; 201; 215 to 233; 248 to 270; 296; 442; 710; 711)	10,008,246	11,165,498	10,292,173
Public Safety (296; 301.301 to 301.431)	11,599,890	13,500,033	15,818,206
Public Works (245; 441; 445)	114,555	227,426	255,003
Health & Welfare (601.636; 648; 689)	340,074	424,336	436,992
Recreation & Cultural (728)	53,332	55,000	55,000
Other (109; 194; 208)	1,533,984	2,649,213	2,448,952
Transfers Out (970 to 981)	5,849,039	8,463,971	8,965,070
Total Expenditures	33,588,455	40,951,341	43,077,228
Net of Revenues/Expenditures	3,928,460	(978,909)	-
Beginning Fund Balance	8,426,400	7,950,537	6,971,628
Ending Fund Balance	7,950,537	6,971,628	6,971,628
Fund Balance as a Percent of Expenditures	23.67%	17.02%	16.18%

Expenditures by Type:

Personnel (701 to 726)	21,362,282	23,887,756	25,361,859
Operating (727 to 969)	6,558,842	8,599,794	8,750,299
Transfers Out (995)	5,502,596	8,117,876	8,618,975
Capital (970 to 989)	346,095	346,095	346,095
	33,769,815	40,951,521	43,077,228

2023 General Fund Revenues - Proposed

<u>Activity</u>	<u>Title</u>	2021 Actual	2022 Projected	2023 Proposed
000.000	TRANSFER IN	986,631	82,911	79,950
201.000	FINANCE DEPARTMENT	649,378	0	0
215.000	CLERK	387,462	337,080	298,030
228.000	NETWORK SYSTEMS	33,774	22,414	22,414
243.000	LAND INFORMATION SERVICES (LIS)	20	2,000	2,000
245.000	MONUMENTATION PROGRAM	71,658	74,000	100,000
253.000	TREASURER	29,927,712	34,393,706	37,463,904
257.000	EQUALIZATION	14,372	16,175	16,175
262.000	ELECTIONS	90,002	0	38,500
265.261	FACILITIES MANAGEMENT - COURTHOUSE	0	0	0
265.262	911/CENTRAL DISPATCH (FACILITIES)	0	40	40
265.263	FACILITIES MANAGEMENT - HUMAN SERVICES	205,577	198,594	97,250
265.264	FACILITIES MANAGEMNET - MCF BUILDING	258,807	300,300	300,300
265.265	FACILITIES MANAGEMENT	5,858	1,000	1,000
265.266	FACILITIES MANAGEMENT-MAIL/COPY SERVICE	50,961	16,000	16,000
265.268	FACILITIES MANAGEMENT -CMH CLINIC	68,372	72,000	72,000
265.269	FACILITIES MANAGEMENT SHERIFF/JAIL	0	200	200
265.270	FACILITIES MANAGEMENT-COUNTY SERVICES	70,686	75,300	75,300
283.000	CIRCUIT COURT	18,663	14,300	17,300
284.000	FAMILY COURT JUDICIAL	101,569	119,500	119,500
286.000	DISTRICT COURT	1,407,351	1,459,000	1,374,350
287.000	PROBATION-DISTRICT COURT	146,549	155,000	140,000
294.148	PROBATE COURT	41,024	39,670	39,670
296.000	PROSECUTING ATTORNEY	3,592	7,500	7,500
301.301	SHERIFFS DEPARTMENT	44,922	54,690	60,690
301.303	WEMET-SHERIFFS DEPT.	24,709	24,000	24,000
301.305	ENFORCEMENT/SECONDARY ROAD PATROL	112,060	115,000	115,000
301.314	AUXILIARY SERVICES	28,223	30,000	30,000
301.315	DETECTIVE SERVICES	305	0	0
301.331	MARINE LAW ENFORCEMENT	71,600	70,000	70,000
301.351	JAIL	490,214	353,000	353,000
301.352	INMATE PROGRAMS	30,028	84,500	81,500
301.426	EMERGENCY MANAGEMENT	53,456	32,000	32,000
301.430	ANIMAL CONTROL	1,000	0	0
442.000	DRAIN COMMISSIONER	36,175	48,297	40,500
631.000	SUBSTANCE ABUSE	186,044	171,155	171,155
711.000	REGISTER OF DEEDS	1,897,481	1,603,100	1,818,000
Total		37,516,235	39,972,432	43,077,228

2023 General Fund Expenditures - Proposed

Activity	Title	2021 Actual	2022 Projected	2023 Proposed
101.000	BOARD OF COMMISSIONERS	269,201	288,401	330,875
109.000	CONTINGENCIES	0	816,270	616,009
172.000	ADMINISTRATIVE DEPARTMENT	321,921	339,395	483,848
194.000	INSURANCE AND BONDS	385,000	385,000	385,000
201.000	FINANCE DEPARTMENT	450,839	459,421	478,246
208.000	EMPLOYEES OTHER FRINGE BENEFITS	1,148,984	1,447,943	1,447,943
215.000	CLERK	621,543	709,038	786,247
223.000	AUDITING	52,500	56,000	56,000
228.000	NETWORK SYSTEMS	1,353,638	1,443,974	1,656,604
229.000	RECORDS MGT	95,478	100,103	107,910
233.000	PROJECT MANAGEMENT	205,724	213,690	303,463
243.000	LAND INFORMATION SERVICES (LIS)	181,528	217,252	193,081
245.000	MONUMENTATION PROGRAM	71,659	74,000	100,000
247.000	PLAT BOARD	231	959	1,294
253.000	TREASURER	606,912	654,826	682,070
257.000	EQUALIZATION	457,557	571,866	586,815
262.000	ELECTIONS	164,414	247,893	188,165
265.260	FACILITIES MANAGEMENT - ANIMAL CONTROL	21,898	33,219	38,144
265.261	FACILITIES MANAGEMENT - COURTHOUSE	307,390	364,301	330,347
265.262	911/CENTRAL DISPATCH (FACILITIES)	104,832	170,341	153,346
265.263	FACILITIES MANAGEMENT - HUMAN SERV	239,186	248,817	262,487
265.264	FACILITIES MANAGEMNET - MCF BUILDIN	256,765	293,800	294,250
265.265	FACILITIES MANAGEMENT	704,565	754,350	826,317
265.266	FACILITIES MANAGEMENT-MAIL/COPY SE	227,076	193,146	245,316
265.268	FACILITIES MANAGEMENT -CMH CLINIC	10,772	18,000	18,000
265.269	FACILITIES MANAGEMENT SHERIFF/JAIL	631,447	652,357	674,433
265.270	FACILITIES MANAGEMENT-COUNTY SERV	128,635	149,337	198,557
265.272	FACILITIES MANAGEMENT-COUNTY SVC C	56,657	39,600	39,600
265.273	FACILITIES MANAGEMENT - YOUTH HOM	49,430	78,500	78,500
266.000	ADMINISTRATION LEGAL COUNSEL	253,498	217,223	232,356
270.000	HUMAN RESOURCE DEPARTMENT	426,122	553,101	497,080
283.000	CIRCUIT COURT	620,478	679,348	743,991
284.000	FAMILY COURT JUDICIAL	724,412	740,645	754,153
286.000	DISTRICT COURT	1,519,901	1,736,259	1,830,252
287.000	PROBATION-DISTRICT COURT	449,058	455,773	472,378
290.000	FRIEND OF THE COURT	2,401	0	0
294.148	PROBATE COURT	476,339	492,695	599,076
294.150	GUARDIAN/CONSERVATORS	6,499	43,500	43,500
295.000	PROBATION-CIRCUIT COURT	4,267	7,480	7,480
296.000	PROSECUTING ATTORNEY	1,500,277	1,754,789	1,934,158
298.000	FAMILY COUNSELING SERVICES	16,500	15,125	17,125
299.000	JURY BOARD	279	6,638	7,002
301.301	SHERIFFS DEPARTMENT	5,227,038	5,745,263	5,951,389
301.303	WEMET-SHERIFFS DEPT. 1/1 → 9/30	88,775	112,538	114,508
301.305	ENFORCEMENT/SECONDARY ROAD PATRO	349,480	357,876	374,233
301.314	AUX SERVICES - RESERVES	42,664	81,136	91,988
301.315	DETECTIVE BUREAU	713,549	835,307	863,659
301.316	COURTHOUSE SECURITY	234,611	275,701	363,703
301.331	MARINE LAW ENFORCEMENT	107,275	107,039	123,330
301.351	JAIL	4,236,659	3,959,963	4,075,871
301.352	COMMUNITY SERVICES - INMATE PROGRAMS	340,150	366,045	413,893
301.353	JAIL HEALTH	0	1,142,923	1,149,000
301.426	EMERGENCY MANAGEMENT	123,205	129,938	135,290
301.427	L.E.P.C.	33,087	38,733	41,343
301.430	ANIMAL SHELTER	103,397	127,310	185,841
431.000	LIVESTOCK CLAIMS	0	2,050	2,050
441.000	DEPARTMENT OF PUBLIC WORKS	11,839	13,426	15,003
442.000	DRAIN COMMISSIONER	336,489	401,633	405,005

2023 General Fund Expenditures - Proposed

<u>Activity</u>	<u>Title</u>	2021 Actual	2022 Projected	2023 Proposed
445.000	DRAINS-PUBLIC BENEFIT	31,057	140,000	140,000
601.636	COMMUNICABLE DISEASES	360	7,500	7,500
648.000	MEDICAL EXAMINER	225,657	265,000	273,000
689.000	VETERANS SERVICES	114,057	151,836	156,492
710.000	MSU - COOPERATIVE EXTENSION	98,939	100,918	103,946
711.000	REGISTER OF DEEDS	321,365	345,860	368,696
728.000	ECONOMIC DEVELOPMENT	53,332	55,000	55,000
970.000	TRANSFERS OUT-MENTAL HEALTH	346,095	346,095	346,095
981.000	TRANSFERS OUT-OTHER	5,502,944	8,117,876	8,618,975
Total		33,767,837	40,951,341	43,077,228

2023 Non-General Funds - Proposed Revenues and Expenditures

	2021 Actuals	2022 Projected	2023 Proposed
104 LOCAL REVENUE SHARING			
201.000 FINANCE DEPARTMENT	371,182	380,000	380,000
Total Revenues	<u>371,182</u>	<u>380,000</u>	<u>380,000</u>
201.000 FINANCE DEPARTMENT	335,252	389,010	361,554
Total Expenditures	<u>335,252</u>	<u>389,010</u>	<u>361,554</u>
Net Result of Operations	35,930	(9,010)	18,446
Beginning Fund Balance	213,802	249,732	240,722
Ending Fund Balance	249,732	240,722	259,168
108 GASB 84 FUND			
215.000 CLERK	-	500,000	500,000
Total Revenues	<u>-</u>	<u>500,000</u>	<u>500,000</u>
215.000 CLERK	-	500,000	500,000
Total Expenditures	<u>-</u>	<u>500,000</u>	<u>500,000</u>
Net Result of Operations	-	-	-
Beginning Fund Balance	-	-	-
Ending Fund Balance	-	-	-
208 PARK/RECREATION FUND			
751.090 DUMONT LAKE PARK	5,627	6,950	6,700
751.091 GUN LAKE PARK	12,803	11,100	11,850
751.092 LITTLEJOHN LAKE PARK	3,402	3,100	3,300
751.093 SILVER CREEK PARK	39,969	30,396	31,100
751.094 WEST SIDE PARK	3,296	3,678	3,300
751.095 ELY LAKE CMPGRND	55,970	36,950	38,950
751.097 BYSTERVELD PARK	2,460	1,155	1,155
751.098 NEW RICHMOND BRIDGE PARK	3,063	2,563	2,850
751.751 PARKS & RECREATION-ADMINISTRATIVE	357,709	356,970	391,455
Total Revenues	<u>484,299</u>	<u>452,862</u>	<u>490,660</u>
751.090 DUMONT LAKE PARK	9,415	12,063	12,780
751.091 GUN LAKE PARK	24,905	15,313	16,450
751.092 LITTLEJOHN LAKE PARK	8,497	10,903	11,090
751.093 SILVER CREEK PARK	19,051	15,513	16,350
751.094 WEST SIDE PARK	7,852	13,613	12,700
751.095 ELY LAKE CMPGRND	11,243	14,713	14,500
751.096 PINE POINT CMPGRND	31	-	-
751.097 BYSTERVELD PARK	6,932	10,213	9,150
751.098 NEW RICHMOND BRIDGE PARK	5,191	8,181	7,650
751.751 PARKS & RECREATION-ADMINISTRATIVE	314,346	337,505	468,519
751.774 RECREATION/TOURISM COUNCIL	7,638	12,340	12,471
Total Expenditures	<u>415,101</u>	<u>450,357</u>	<u>581,660</u>
Net Result of Operations	69,198	2,505	(91,000)
Beginning Fund Balance	133,152	202,350	204,855
Ending Fund Balance	202,350	204,855	113,855
215 Friend Of The Court Office			
290.000 FRIEND OF THE COURT	1,661,203	1,755,298	1,818,510
Total Revenues	<u>1,661,203</u>	<u>1,755,298</u>	<u>1,818,510</u>
290.000 FRIEND OF THE COURT	1,527,674	1,750,422	1,818,510
Total Expenditures	<u>1,527,674</u>	<u>1,750,422</u>	<u>1,818,510</u>
Net Result of Operations	133,529	4,876	-
Beginning Fund Balance	761,149	894,678	899,554
Ending Fund Balance	894,678	899,554	899,554

2023 Non-General Funds - Proposed Revenues and Expenditures

	2021 Actuals	2022 Projected	2023 Proposed
216 FRIEND OF THE COURT FUND			
289.000 FRIEND OF THE COURT-P.A. 294	59,989	50,050	55,050
Total Revenues	<u>59,989</u>	<u>50,050</u>	<u>55,050</u>
289.000 FRIEND OF THE COURT-P.A. 294	34,608	60,911	55,050
Total Expenditures	<u>34,608</u>	<u>60,911</u>	<u>55,050</u>
Net Result of Operations	25,381	(10,861)	-
Beginning Fund Balance	372,355	397,736	386,875
Ending Fund Balance	397,736	386,875	386,875
221 HEALTH DEPARTMENT FUND			
601.529 SOLID WASTE PLANNING	100,295	111,323	118,954
601.601 GENERAL HEALTH	475,316	510,002	552,167
601.603 PERSONAL HEALTH SERVICES	143,617	156,669	220,388
604.000 ENVIRONMENTAL HEALTH	157,336	147,353	154,245
601.606 HEARING	84,889	85,951	80,389
601.607 VISION	95,699	91,785	99,249
601.609 ENVIRONMENTAL HEALTH SERVICES	476,818	293,876	330,819
601.610 FOOD PROTECTION	270,324	321,332	335,558
601.611 ON-SITE SEWAGE/WASTE WATER	248,985	326,283	316,672
601.612 PRIVATE/PUBLIC WATER	297,184	418,001	408,585
601.617 LEAD	13,958	23,387	25,898
601.618 CHILDREN SPECIAL HEALTH CARE SERVICES	142,151	184,774	188,521
601.619 MEDICAID OUTREACH	38,062	67,000	13,704
601.621 IMMUNIZATION PROGRAM	283,712	242,066	247,400
601.622 STD & HIV SERVICES	93,760	158,411	160,924
601.623 COMMUNICABLE DISEASE CONTROL	381,596	255,350	259,132
601.624 BIOTERRORISM/PHEP GRANT	116,926	141,584	151,657
601.628 COVID-19	1,140,022	-	1,122,603
Total Revenues	<u>4,560,650</u>	<u>3,535,147</u>	<u>4,786,865</u>
601.529 SOLID WASTE PLANNING	108,342	111,823	118,954
601.601 HEALTH DEPT ADMINISTRATION	358,743	434,642	552,168
601.603 PERSONAL HEALTH ADMINISTRATION	62,679	156,669	220,387
601.604 ENVIRONMENTAL HEALTH ADMINISTRATION	126,760	147,354	154,244
601.606 HEARING	84,491	85,952	80,388
601.607 VISION	94,052	91,786	99,250
601.609 ENVIRONMENTAL HEALTH SERVICES	355,566	293,876	330,820
601.610 FOOD PROTECTION	282,985	396,693	335,558
601.611 ON-SITE SEWAGE/WASTE WATER	317,379	326,283	316,673
601.612 PRIVATE/PUBLIC WATER	458,443	418,002	408,585
601.617 LEAD	20,126	23,387	25,899
601.618 CHILDREN SPECIAL HEALTH CARE SERVICES	160,004	184,774	188,521
601.619 MEDICAID OUTREACH	53,008	13,880	13,708
601.621 IMMUNIZATION PROGRAM	163,500	249,023	247,401
601.622 STD & HIV SERVICES	112,712	158,412	160,923
601.623 COMMUNICABLE DISEASE CONTROL	592,874	255,350	259,133
601.624 BIOTERRORISM/PHEP GRANT	111,234	142,127	151,658
601.628 COVID-19	1,218,426	15,491	1,647,530
Total Expenditures	<u>4,681,324</u>	<u>3,505,524</u>	<u>5,311,800</u>
Net Result of Operations	(120,674)	(90,041)	(524,935)
Beginning Fund Balance	1,145,037	1,024,363	934,322
Ending Fund Balance	1,024,363	934,322	409,387

2023 Non-General Funds - Proposed Revenues and Expenditures

	2021 Actuals	2022 Projected	2023 Proposed
226 SOLID WASTE FUND			
528.541 RECYCLING - Allegan Township	77,479	92,325	92,249
528.542 RECYCLING-Casco Township	27,596	27,814	27,823
528.543 RECYCLING-Cheshire Township	13,042	17,111	17,114
528.545 RECYCLING-Dorr Township	109,254	100,664	100,682
528.548 RECYCLING-Gun Plain Township	118,446	116,992	117,008
528.549 RECYCLING-Heath Township	56,113	42,472	42,481
528.550 RECYCLING-Hopkins Township	38,315	38,509	38,516
528.553 RECYCLING-Leighton Township	88,994	123,889	123,915
528.554 RECYCLING-Manlius Township	36,859	35,348	35,355
528.555 RECYCLING-Martin Township	37,761	52,594	52,601
528.556 RECYCLING-Monterey Township	31,317	41,310	41,316
528.557 RECYCLING-Otsego City	41,468	41,779	41,790
528.558 RECYCLING-Otsego Township	88,175	78,033	78,045
528.559 RECYCLING-Overisel Township	1,922	2,501	2,501
528.561 RECYCLING-Salem Township	63,173	10,973	10,805
528.564 RECYCLING-Trowbridge Township	23,137	25,881	25,887
528.568 RECYCLING-Wayland City	63,127	64,998	65,010
528.569 RECYCLING-Wayland Township	45,199	42,711	42,718
Total Revenues	<u>961,377</u>	<u>955,904</u>	<u>955,816</u>
528.541 RECYCLING-Allegan Township	69,753	92,099	94,761
528.543 RECYCLING-Casco Township	40,351	21,333	21,452
528.543 RECYCLING-Cheshire Township	17,466	17,111	17,688
528.545 RECYCLING-Dorr Township	109,255	100,478	103,873
528.548 RECYCLING-Gun Plain Township	118,445	105,441	109,028
528.549 RECYCLING-Heath Township	56,113	47,615	49,219
528.550 RECYCLING-Hopkins Township	34,070	32,993	34,111
528.553 RECYCLING-Leighton Township	97,733	86,415	86,693
528.554 RECYCLING-Manlius Township	36,860	35,348	36,536
528.555 RECYCLING-Martin Township	32,538	31,801	32,866
528.556 RECYCLING-Monterey Township	31,316	38,423	39,731
528.557 RECYCLING-Otsego City	38,708	41,536	41,640
528.558 RECYCLING-Otsego Township	88,175	78,033	80,673
528.559 RECYCLING-Overisel Township	1,922	2,501	2,588
528.561 RECYCLING-Salem Township	53,814	10,794	11,153
528.564 RECYCLING-Trowbridge Township	23,706	25,881	26,692
528.568 RECYCLING-Wayland City	65,351	64,233	66,400
528.569 RECYCLING-Wayland Township	45,247	42,521	43,956
Total Expenditures	<u>960,823</u>	<u>874,556</u>	<u>899,060</u>
Net Result of Operations	554	81,348	56,756
Beginning Fund Balance	206,535	207,089	288,437
Ending Fund Balance	207,089	288,437	345,193
245 Multi Agency Collaborative Committee			
745.000 MACC	7,139	7,467	7,467
Total Revenues	<u>7,139</u>	<u>7,467</u>	<u>7,467</u>
745.000 MACC	4,324	7,467	7,467
Total Expenditures	<u>4,324</u>	<u>7,467</u>	<u>7,467</u>
Net Result of Operations	2,815	-	-
Beginning Fund Balance	15,248	18,063	18,063
Ending Fund Balance	18,063	18,063	18,063

2023 Non-General Funds - Proposed Revenues and Expenditures

	2021 Actuals	2022 Projected	2023 Proposed
252 PTO FUND			
201.000 FINANCE DEPARTMENT	512,924	-	-
Total Revenues	<u>512,924</u>	-	-
201.000 FINANCE DEPARTMENT	328,698	180,426	180,426
Total Expenditures	<u>328,698</u>	180,426	180,426
Net Result of Operations	184,226	(180,426)	(180,426)
Beginning Fund Balance	1,178,489	1,362,715	1,182,289
Ending Fund Balance	1,362,715	1,182,289	1,001,863
254 ANIMAL SHELTER			
430.000 ANIMAL SHELTER	78,292	81,468	81,468
Total Revenues	<u>78,292</u>	81,468	81,468
430.000 ANIMAL SHELTER	92,966	80,068	125,068
Total Expenditures	<u>92,966</u>	80,068	125,068
Net Result of Operations	(14,674)	1,400	(43,600)
Beginning Fund Balance	61,754	47,080	48,480
Ending Fund Balance	47,080	48,480	4,880
256 REGISTER OF DEEDS AUTOMATION FUND			
711.000 REGISTER OF DEEDS	154,874	116,000	191,000
Total Revenues	<u>154,874</u>	116,000	191,000
711.000 REGISTER OF DEEDS	47,684	217,372	226,072
Total Expenditures	<u>47,684</u>	217,372	226,072
Net Result of Operations	107,190	(101,372)	(35,072)
Beginning Fund Balance	713,614	820,804	719,432
Ending Fund Balance	820,804	719,432	684,360
257 PALISADES EMERGENCY PLANNING FACILITY UP			
301.426 EMERGENCY MANAGEMENT	20,000	20,000	-
Total Revenues	<u>20,000</u>	20,000	-
301.426 EMERGENCY MANAGEMENT	20,974	20,000	-
Total Expenditures	<u>20,974</u>	20,000	-
Net Result of Operations	(974)	-	-
Beginning Fund Balance	41,112	40,138	40,138
Ending Fund Balance	40,138	40,138	40,138
259 LIABILITY SINKING FUND			
000.000 STATE REVENUE SHARING	966,346	855,079	493,679
000.000 TRANSFER IN	178,257	2,100,000	2,400,000
Total Revenues	<u>1,144,603</u>	2,955,079	2,893,679
201.000 FINANCE DEPARTMENT	-	7,256,373	-
Total Expenditures	<u>-</u>	7,256,373	-
Net Result of Operations	1,144,603	(4,301,294)	2,893,679
Beginning Fund Balance	4,818,264	5,962,867	1,661,573
Ending Fund Balance	5,962,867	1,661,573	4,555,252

2023 Non-General Funds - Proposed Revenues and Expenditures

	2021 Actuals	2022 Projected	2023 Proposed
260 INDIGENT DEFENSE			
000.000 INDIGENT DEFENSE	1,072,360	2,662,840	4,386,080
Total Revenues	<u>1,072,360</u>	<u>2,662,840</u>	<u>4,386,080</u>
279.000 Public Defender	2,840,132	2,664,955	4,386,080
Total Expenditures	<u>2,840,132</u>	<u>2,664,955</u>	<u>4,386,080</u>
Net Result of Operations	(1,767,772)	(2,115)	-
Beginning Fund Balance	1,837,120	69,348	67,233
Ending Fund Balance	69,348	67,233	67,233
261 CENTRAL DISPATCH FUND			
325.000 CENTRAL DISPATCH/E911	3,130,619	3,081,805	3,123,878
Total Revenues	<u>3,130,619</u>	<u>3,081,805</u>	<u>3,123,878</u>
325.000 CENTRAL DISPATCH	2,892,223	3,088,216	3,087,781
326.000 911 PROJECT ACTIVITY	-	-	-
Total Expenditures	<u>2,892,223</u>	<u>3,088,216</u>	<u>3,087,781</u>
Net Result of Operations	238,396	(6,411)	36,097
Beginning Fund Balance	538,603	776,999	770,588
Ending Fund Balance	776,999	770,588	806,685
263 CONCEALED PISTOL LICENSING FUND			
215.000 CLERK	81,590	60,000	65,000
Total Revenues	<u>81,590</u>	<u>60,000</u>	<u>65,000</u>
215.000 CLERK	46,039	62,070	67,038
Total Expenditures	<u>46,039</u>	<u>62,070</u>	<u>67,038</u>
Net Result of Operations	35,551	(2,070)	(2,038)
Beginning Fund Balance	284,984	320,535	318,465
Ending Fund Balance	320,535	318,465	316,427
264 LOCAL CORRECTIONS OFFICERS TRAINING FUND			
301.362 OTHER CORRECTIONS ACTIVITIES - TRAINING	20,365	28,000	28,000
Total Revenues	<u>20,365</u>	<u>28,000</u>	<u>28,000</u>
301.362 OTHER CORRECTIONS ACTIVITIES - TRAINING	51,528	43,464	43,398
Total Expenditures	<u>51,528</u>	<u>43,464</u>	<u>43,398</u>
Net Result of Operations	(31,163)	(15,464)	(15,398)
Beginning Fund Balance	106,180	75,017	59,553
Ending Fund Balance	75,017	59,553	44,155
265 DRUG LAW ENFORCEMENT FUND-SHERIFF			
301.000 SHERIFFS DEPARTMENT	15	1,000	1,000
Total Revenues	<u>15</u>	<u>1,000</u>	<u>1,000</u>
301.000 SHERIFFS DEPARTMENT	-	2,500	2,500
Total Expenditures	<u>-</u>	<u>2,500</u>	<u>2,500</u>
Net Result of Operations	15	(1,500)	(1,500)
Beginning Fund Balance	72,317	72,332	70,832
Ending Fund Balance	72,332	70,832	69,332

2023 Non-General Funds - Proposed Revenues and Expenditures

	2021 Actuals	2022 Projected	2023 Proposed
266 JUSTICE TRAINING FUND			
301.320 SHERIFFS TRAINING	7,875	10,000	10,000
Total Revenues	<u>7,875</u>	<u>10,000</u>	<u>10,000</u>
301.320 SHERIFFS DEPT.--TRAINING	7,510	14,000	14,000
Total Expenditures	<u>7,510</u>	<u>14,000</u>	<u>14,000</u>
Net Result of Operations	365	(4,000)	(4,000)
Beginning Fund Balance	7,870	8,235	4,235
Ending Fund Balance	8,235	4,235	235
269 LAW LIBRARY FUND			
292.000 LAW LIBRARY	36,522	31,270	31,270
Total Revenues	<u>36,522</u>	<u>31,270</u>	<u>31,270</u>
292.000 LAW LIBRARY	28,857	31,270	31,270
Total Expenditures	<u>28,857</u>	<u>31,270</u>	<u>31,270</u>
Net Result of Operations	7,665	-	-
Beginning Fund Balance	98,425	106,090	106,090
Ending Fund Balance	106,090	106,090	106,090
272 DRUG LAW ENFORCEMENT FUND-PROSECUTOR			
296.000 PROSECUTING ATTORNEY	6	1,233	1,233
Total Revenues	<u>6</u>	<u>1,233</u>	<u>1,233</u>
296.000 PROSECUTING ATTORNEY	-	5,000	5,000
Total Expenditures	<u>-</u>	<u>5,000</u>	<u>5,000</u>
Net Result of Operations	6	(3,767)	(3,767)
Beginning Fund Balance	29,904	29,910	26,143
Ending Fund Balance	29,910	26,143	22,376
273 TECHNOLOGY CONTRACTS			
228.000 TECHNOLOGY CONTRACTS	54,523	71,539	78,250
Total Revenues	<u>54,523</u>	<u>71,539</u>	<u>78,250</u>
228.000	34,996	53,378	78,250
Total Expenditures	<u>34,996</u>	<u>53,378</u>	<u>78,250</u>
Net Result of Operations	19,527	18,161	-
Beginning Fund Balance	-	19,527	37,688
Ending Fund Balance	19,527	37,688	37,688
277 CDBG PROGRAM INCOME FUND			
733.000 CDBG Program Funds	50,179	10,000	50,000
Total Revenues	<u>50,179</u>	<u>10,000</u>	<u>50,000</u>
731.000 Home Renovation	91,046	20,000	50,000
Total Expenditures	<u>91,046</u>	<u>20,000</u>	<u>50,000</u>
Net Result of Operations	(40,867)	(10,000)	-
Beginning Fund Balance	174,238	133,371	123,371
Ending Fund Balance	133,371	123,371	123,371

2023 Non-General Funds - Proposed Revenues and Expenditures

	2021 Actuals	2022 Projected	2023 Proposed
279 GRANTS			
276.135 VETERANS TREATMENT COURT GRANT	38,272	104,418	75,062
276.138 BYRNE JAG GRANT	49,715	-	-
276.139 MENTAL HEALTH TREATMENT COURT GRANT	22,063	88,057	72,908
276.140 SOBRIETY COURT GRANT	90,505	125,055	98,446
276.151 SSSPP GRANT	95,183	123,807	126,870
301.312 HIDTA GRANT	3,333	6,500	7,400
301.317 FBI CETF (Child Exploitation Task Force)	12,130	6,500	12,200
301.331 MARINE LAW ENFORCEMENT	29,132	-	-
301.332 SNOWMOBILE GRANT	4,600	5,000	5,000
301.335 HIGHWAY SAFETY-OWI Grant	24,854	27,973	27,973
301.336 HIGHWAY SAFETY -- SEATBELT GRANT	2,310	7,199	15,474
301.340 MEDICAL MARIHUANA GRANT	63,993	64,494	64,494
301.351 JAIL - CCAB	47,700	174,685	140,670
301.428 HOMELAND SECURITY	37,963	20,000	45,000
425.000 PREDISASTER MITIGATION GRANT	2,892	-	-
442.000 DRAIN COMMISSIONER SAW GRANT	42,994	-	-
642.000 CESF - COVID 19	253,473	-	-
644.000 CDBG-COVID19	(11,000)	-	-
792.000 DNR WATERWAYS GRANT	5,000	-	30,000
Total Revenues	815,112	753,688	721,497
276.135 VETERANS TREATMENT COURT GRANT	38,272	104,418	75,062
276.138 BYRNE JAG GRANT	49,715	-	-
276.139 MENTAL HEALTH TREATMENT COURT GRANT	22,063	88,057	72,908
276.140 SOBRIETY COURT GRANT	90,505	125,055	98,446
276.151 SSSPP GRANT	98,976	123,808	132,997
301.312 HIDTA GRANT	3,333	6,500	7,400
301.317 FBI CETF (Child Exploitation Task Force)	11,708	6,500	12,200
301.331 MARINE LAW ENFORCEMENT	29,132	37,051	-
301.332 SNOWMOBILE GRANT	5,715	5,000	5,000
301.335 HIGHWAY SAFETY-OWI Grant	24,855	27,973	27,973
301.336 HIGHWAY SAFETY -- SEATBELT GRANT	2,310	7,860	7,860
301.340 MEDICAL MARIHUANA GRANT	63,993	64,494	64,494
301.351 JAIL - CCAB	43,434	174,685	140,670
301.428 HOMELAND SECURITY	37,963	20,000	45,000
425.000 PREDISASTER MITIGATION GRANT	2,891	-	-
442.000 DRAIN COMMISSIONER SAW GRANT	42,993	-	-
642.000 CESF - COVID 19	253,473	-	-
644.000 CDBG-COVID19	(11,000)	-	-
792.000 DNR WATERWAYS GRANT	26,772	-	30,000
Total Expenditures	837,103	791,401	720,010
Net Result of Operations	(21,991)	(37,713)	1,487
Beginning Fund Balance	294,821	272,830	235,117
Ending Fund Balance	272,830	235,117	236,604

2023 Non-General Funds - Proposed Revenues and Expenditures

	2021 Actuals	2022 Projected	2023 Proposed
280 Crime Victims Rights Grant			
296.228 VICTIMS RIGHTS ACT	167,554	171,462	198,848
Total Revenues	<u>167,554</u>	<u>171,462</u>	<u>198,848</u>
296.228 VICTIMS RIGHTS ACT	170,836	171,462	198,848
Total Expenditures	<u>170,836</u>	<u>171,462</u>	<u>198,848</u>
Net Result of Operations	(3,282)	-	-
Beginning Fund Balance	8,900	5,618	5,618
Ending Fund Balance	5,618	5,618	5,618
287 SHERIFFS CONTRACT			
301.000 SHERIFFS	1,515,047	1,279,121	1,305,431
Total Revenues	<u>1,515,047</u>	<u>1,279,121</u>	<u>1,305,431</u>
301.000 SHERIFFS	1,683,989	1,259,112	1,396,592
Total Expenditures	<u>1,683,989</u>	<u>1,259,112</u>	<u>1,396,592</u>
Net Result of Operations	(168,942)	20,009	(91,161)
Beginning Fund Balance	506,406	337,464	357,473
Ending Fund Balance	337,464	357,473	266,312
288 TRANSPORTATION GRANT			
596.676 BUS SERVICES	1,502,026	2,688,802	3,832,871
596.677 MOBILITY MANAGEMENT	63,181	66,500	62,500
Total Revenues	<u>1,565,207</u>	<u>2,755,302</u>	<u>3,895,371</u>
596.676 BUS SERVICES	1,406,951	2,737,044	3,835,037
596.677 MOBILITY MANAGEMENT	63,496	66,240	61,208
Total Expenditures	<u>1,470,447</u>	<u>2,803,284</u>	<u>3,896,245</u>
Net Result of Operations	94,760	(47,982)	(874)
Beginning Fund Balance	177,770	272,530	224,548
Ending Fund Balance	272,530	224,548	223,674
290 CHILD CARE-WELFARE FUND			
663.000 CHILD CARE - WELFARE	-	-	-
Total Revenues	<u>-</u>	<u>-</u>	<u>-</u>
663.000 CHILD CARE - WELFARE	1,299	2,312	3,011
Total Expenditures	<u>1,299</u>	<u>2,312</u>	<u>3,011</u>
Net Result of Operations	(1,299)	(2,312)	(3,011)
Beginning Fund Balance	9,725	8,426	6,114
Ending Fund Balance	8,426	6,114	3,103

2023 Non-General Funds - Proposed Revenues and Expenditures

	2021 Actuals	2022 Projected	2023 Proposed
292 CHILD CARE-CIRCUIT/FAMILY			
000.000 STATE GRANT	458,221	-	-
662.661 FED GRANTS	1,654	-	-
662.614 AFTER CARE	393,893	414,375	383,071
662.653 DIVERSION PROGRAM	82,643	87,316	91,260
662.654 OUTREACH/OMBUDSMAN	71,999	128,000	128,000
662.656 CHILDCARE ADMINISTRATION	413,655	919,089	875,662
662.661 FOOD PREPARATION	239,647	257,093	256,835
662.662 FOSTER CARE	619,079	701,200	696,500
662.664 JUVENILE DETENTION HOME	1,141,714	1,385,047	1,508,817
662.665 COMMUNITY PROBATION	460,577	473,346	483,615
662.666 CHEEVER TREATMENT CENTER	1,302,003	1,417,219	1,456,476
Total Revenues	<u>5,185,085</u>	<u>5,782,685</u>	<u>5,880,236</u>
662.614 AFTER CARE	367,433	414,375	383,071
662.653 DIVERSION PROGRAM	82,861	87,316	91,260
662.654 OUTREACH/OMBUDSMAN	79,997	128,000	128,000
662.656 CHILDCARE ADMINISTRATION	893,296	917,816	875,662
662.661 FOOD PREPARATION	239,764	258,087	256,835
662.662 FOSTER CARE	437,235	701,200	696,500
662.664 JUVENILE DETENTION HOME	1,139,544	1,387,945	1,508,817
662.665 COMMUNITY PROBATION	446,612	473,349	483,615
662.666 CHEEVER TREATMENT CENTER	1,284,966	1,417,451	1,456,476
971.000 TRANSFER OUT	68,391	-	-
Total Expenditures	<u>5,040,099</u>	<u>5,785,539</u>	<u>5,880,236</u>
Net Result of Operations	144,986	(2,854)	-
Beginning Fund Balance	345,944	490,930	488,076
Ending Fund Balance	490,930	488,076	488,076
293 VETERANS RELIEF FUND			
689.000 VETERANS SERVICES	117,443	114,515	117,843
Total Revenues	<u>117,443</u>	<u>114,515</u>	<u>117,843</u>
689.000 VETERANS RELIEF	123,095	153,025	151,395
Total Expenditures	<u>123,095</u>	<u>153,025</u>	<u>151,395</u>
Net Result of Operations	(5,652)	(38,510)	(33,552)
Beginning Fund Balance	90,399	84,747	46,237
Ending Fund Balance	84,747	46,237	12,685
298 SENIOR SERVICES FUND			
672.000 SENIOR SERVICES	2,735,601	2,840,030	3,044,850
Total Revenues	<u>2,735,601</u>	<u>2,840,030</u>	<u>3,044,850</u>
672.000 SENIOR SERVICES	2,458,706	3,197,159	2,964,007
Total Expenditures	<u>2,458,706</u>	<u>3,197,159</u>	<u>2,964,007</u>
Net Result of Operations	276,895	(357,129)	80,843
Beginning Fund Balance	841,026	1,117,921	760,792
Ending Fund Balance	1,117,921	760,792	841,635
299 AMERICAN RESCUE PLAN - ARPA			
204.000 ARPA	8,509	-	22,900,000
Total Revenues	<u>8,509</u>	<u>-</u>	<u>22,900,000</u>
204.000 ARPA	6,102	-	22,900,000
Total Expenditures	<u>6,102</u>	<u>-</u>	<u>22,900,000</u>
Net Result of Operations	2,407	-	-
Beginning Fund Balance	-	2,407	2,407
Ending Fund Balance	2,407	2,407	2,407

2023 Non-General Funds - Proposed Revenues and Expenditures

	2021 Actuals	2022 Projected	2023 Proposed
401 PUBLIC IMPROVEMENT FUND			
000.000 Fund Balance	1,786,293	1,976,000	2,090,000
000.000 TRANSFER IN	10,000	-	256,750
247.000 PLAT Board	-	-	-
Total Revenues	<u>1,796,293</u>	<u>1,976,000</u>	<u>2,346,750</u>
233.000 PROJECT MANAGEMENT	2,940,252	1,974,673	2,346,750
Total Expenditures	<u>2,940,252</u>	<u>1,974,673</u>	<u>2,346,750</u>
Net Result of Operations	(1,143,959)	1,327	-
Beginning Fund Balance	1,438,144	294,185	295,512
Ending Fund Balance	294,185	295,512	295,512
492 YOUTH HOME CIP			
662.000 TRANSFER IN	68,391	-	-
Total Revenues	<u>68,391</u>	<u>-</u>	<u>-</u>
265.273 FACILITIES MANAGEMENT - YOUTH HOME	9,541	140,000	105,000
Total Expenditures	<u>9,541</u>	<u>140,000</u>	<u>105,000</u>
Net Result of Operations	58,850	(140,000)	(105,000)
Beginning Fund Balance	640,949	699,799	559,799
Ending Fund Balance	699,799	559,799	454,799
496 CENTRAL DISPATCH CIP			
325.000 CENTRAL DISPATCH	997,342	1,078,959	1,003,339
Total Revenues	<u>997,342</u>	<u>1,078,959</u>	<u>1,003,339</u>
325.000 CENTRAL DISPATCH	140,994	189,728	186,069
326.000 911 PROJECT ACTIVITY	909,585	909,585	909,585
Total Expenditures	<u>1,050,579</u>	<u>1,099,313</u>	<u>1,095,654</u>
Net Result of Operations	(53,237)	(20,354)	(92,315)
Beginning Fund Balance	2,202,330	2,149,093	2,128,739
Ending Fund Balance	2,149,093	2,128,739	2,036,424
<hr/>			
Total Revenues:	<u>29,442,170</u>	<u>33,518,724</u>	<u>61,349,391</u>
Total Expenditures:	<u>30,233,807</u>	<u>38,654,619</u>	<u>59,489,732</u>

2023 Capital Project List - Recommended for Approval as of 8/22/2022

#401 Capital Improvement Fund			
#	Project Name	Project Description	2023 Request
1	Vehicles - Sheriff - 6 AWD Utility Patrol or Equivalent	Vehicle Replacement Plan - Cost of six replacement AWD Patrol Utility vehicles, one designed for K9 use.	\$ 261,000
2	Vehicles - Sheriff - 2 AWD Escapes or Equivalent	Vehicle Replacement Plan - Cost of two replacement AWD Escape vehicles.	\$ 51,000
3	Vehicle Equipment and Upfitting - Sheriff - 8 vehicles	Vehicle Replacement Plan - Equipment to upfit 5 patrol, 2 detective, 1 K9 unit replacement vehicles.	\$ 83,000
4	Resurface Main Drive at County Services Complex	Repair & Maintenance - Resurface main drive at the County Services Complex from the water tower entrance to the start of the Central Dispatch parking lot (not including the east drive to the Human Services Building Parking Lot).	\$ 250,000
5	Heat Pump Replacement - Courthouse	Replacement Plan - Replace all (approximately twelve) remaining heat pumps at the Courthouse that are over twenty years old.	\$ 105,000
6	Courthouse Roof Replacement - Section 3	Replacement Plan - This replacement will complete the replacement of all four Courthouse roof sections.	\$ 80,000
7	Generator Replacement - CSB	Replacement Plan - Replace the generator at the County Services Building to ensure continued reliability of this emergency power system. Generator was installed in 1999 and is past its twenty year replacement schedule.	\$ 70,000
8	Microsoft Office Upgrade	Replacement Plan - Microsoft will end support on 2013 Office in 2023. This \$70,000 will be combined with the \$60,000 reserved in 2022 to complete the upgrade.	\$ 70,000
9	Environmental Health Records Scanning	Strategic Project - Continue and potentially finish the scanning of Environmental Health records which was started in 2022.	\$ 60,000
10	Boiler Replacement - ACSO	Repair & Maintenance - Replace failing boiler that no longer provides reliable back-up domestic hot water for the Sheriff's Office and Jail.	\$ 50,000
11	Building Wireless System Upgrade	Replacement Plan - Replace 35 of the 46 wireless access points (WAPs) in various County buildings which are scheduled for replacement every seven years.	\$ 35,000
12	Parking Lot/Drive Repair and Maintenance	Repair & Maintenance - Annual parking lot/drive repair and maintenance.	\$ 30,000
13	Furniture Replacement	Replacement Plan - Annual furniture replacement.	\$ 30,000
14	Copier Replacements	Replacement Plan - Replace copiers that are at the end of their reliable service life of 7 years.	\$ 25,000

15	Courthouse Renovation - Inmate Corridor	Safety & Security - Create a secure wall to block off inmate entryway area from adjacent public corridor.	\$ 20,000
16	Duty Weapon Replacement - Sheriff	Replace approximately 115 duty weapons which have been in service for over 10 years and are due for replacement per manufacturer's recommendation.	\$ 55,000
17	SWAT Vest Replacement - Sheriff	Replace the SWAT vests that have been in use for over 5 years and should be replaced per manufacturer's recommendation.	\$ 40,000
18	Cost Allocation Plan for Vehicles	Strategic Project - Contract with a professional firm to develop a cost allocation plan for the County's vehicle fleet so that costs can be correctly allocated.	\$ 20,000
19	File Server Replacement	Replacement Plan - The reliability of the County's main file server is critical and is scheduled for replacement every 4 years.	\$ 15,000
20	Well #3 - Clean and Overhaul	Repair & Maintenance - Well pump mechanism should be pulled, cleaned and overhauled every 5-7 years. Well was installed in 2015.	\$ 13,000
Gross Capital Expenditures			\$ 1,363,000
Estimated Vehicle Resale (6 patrol, 2 fusions)			\$ (68,000)
Estimated Duty Weapon Trade-in			\$ (30,000)
Final Estimated Expenditure			\$ 1,265,000
Target Threshold			\$ 1,300,000
Amount Below Threshold			\$ 35,000

Parks - Capital Projects

The following parks projects are to be funded through a Transfer-In from the fund balance of #208 – Parks/Recreation Fund to #401 – Capital Improvement Fund as needed to reimburse actual expenditures on the listed projects.

#	Project Name	Project Description	2023 Request
21	Heritage Trail Sign Replacement	Contract for services to design, manufacture and install new signs for approximately 25 heritage trail stops.	\$ 26,000
22	Parking Lot/Drive Repair and Maintenance - Various Parks	Annual parking lot/drive repair and maintenance.	\$ 25,000
23	Replace Three Parks Trailers	Replace three parks trailers.	\$ 20,000
24	Move Utility Pole with Light at Dumont Lake	Gradual bank erosion and creek encroachment are now threatening electrical/light pole and underground electrical connections. Pole needs to be replaced and relocated away from the creek.	\$ 10,000
25	Snow Plow Attachment for Parks Truck	Purchase a snow plow attachment that would allow Parks to clear snow from Parks parking lots to allow for increased winter utilization.	\$ 10,000
Total Appropriation			\$ 91,000

#492 CIP - Youth Home Building Fund			
#	Project Name	Project Description	2023 Request
26	HVAC Equipment Replacement	Replace one of six aging HVAC systems.	\$ 100,000
27	Parking Lot/Drive Repair and Maintenance	Annual parking lot/drive repair and maintenance.	\$ 5,000
Total Appropriation			\$ 105,000

#496 Central Dispatch CIP			
#	Project Name	Project Description	2023 Request
28	Carpet Replacement	Replace the carpeting in Central Dispatch	\$ 100,000
29	Replace HVAC Systems	All HVAC equipment is original to the building installed in 2002 and due for replacement. It is anticipated that 1/2 of it can be replaced in 2023 within this project budget.	\$ 75,000
30	UPS Battery Replacement	Replace UPS batteries per replacement schedule.	\$ 8,000
31	Parking Lot/Drive Repair and Maintenance	Annual parking lot/drive repair and maintenance.	\$ 2,000
Total Appropriation			\$ 185,000

#288 Transportation Fund			
#	Project Name	Project Description	2023 Request
32	Vehicles - 8 Transit buses	Purchase and equip 8 buses to replace bus eligible for replacement per MDOT.	\$ 768,756
33	Storage Area Construction	Construct additional storage space to house Transportation equipment.	\$ 498,205
34	Parking Lot/Drive Repair and Maintenance	Annual parking lot/drive repair and maintenance.	\$ 2,000
Total Appropriation			\$ 1,268,961

#287 Vehicles for Local Law Enforcement Contracts			
#	Project Name	Project Description	2023 Request
35	Vehicles - Sheriff - 3 AWD Utility Patrol or Equivalent for Local Law Enforcement Contracts	Purchase and equip three new AWD Utility Patrol vehicles for Local Law Enforcement Contracts.	\$ 165,750
Total Appropriation			\$ 165,750

2023 Capital Project List - Additional Projects Recommended for Approval

#401 - Capital Improvement Fund - Additional Projects Recommended for Approval			
If approved, the following capital projects are to be funded by a redirection of State Revenue Sharing dollars from the Liability Sinking Fund.			
#	Project Name	Project Description	2023 Request
36	Aerial Imagery Acquisition	Replacement Plan - Acquire a new set of County-wide oblique aerial imagery as it has will have been five years since the last acquisition.	\$ 210,000
37	Generator Replacement - HSB	Replacement Plan - Replace the generator at the Human Services Building, installed in 2002 and due for replacement based on 20 year replacement schedule, to ensure continued reliability of this emergency power system.	\$ 160,000
38	Architectural Design Services for CSB Renovation	Strategic Project - Secure the services of an architectural design firm to develop construction specifications for renovations at the County Services building based on Facilities Master Plan study.	\$ 100,000
39	Scan Marriage, Death and Military Discharge Records.	Strategic Project- Approximately twelve boxes of the oldest birth/death certificates and sixteen bound books of the oldest Military Discharge documents remain to be scanned to complete digitization of this record set.	\$ 85,000
40	Enterprise FOIA Management Solution	Strategic Project - Implement a new enterprise solution to manage FOIA requests and resolutions.	\$ 25,000
41	Vehicles - Sheriff - 2 AWD Utility Patrol or Equivalent	Vehicle Replacement Plan - Cost of two replacement AWD Patrol Utility vehicles	\$ 87,000
42	Vehicle Equipment and Upfitting - Sheriff - 2 vehicles	Vehicle Replacement Plan - Equipment to upfit two Sheriff's vehicles.	\$ 25,000
Gross Capital Expenditures			\$ 692,000
Estimated Vehicle Resale (2 patrol)			\$ (12,000)
Estimated Minimum Local Contribution to Pictometry Flight			\$ (75,000)
Total added cost for additional projects			\$ 605,000
If additional recommended projects are approved, the total expenditures, revenues and net expenditures will be budgeted as follows:			
Total #401 Expenditures			\$ 2,055,000
Total #401 Revenues			\$ (185,000)
Total #401 Net Expenditures			\$ 1,870,000

**LISTING OF CARRY-OVER CAPITAL PROJECTS
NEEDING A RE-APPROPRIATION OR ADJUSTMENT OF FUNDS IN 2023
Updated as of 10/13/22**

Tables A and B below summarize the maximum capital project funding appropriations that may need to be carried over into 2023. In approving the 2023 budget, the Allegan County Board of Commissioners authorizes the re-appropriation of funds necessary to complete any projects listed in the tables below that do not get completed by 12/31/22. The actual 2023 re-appropriation amounts shall not exceed the total approved funding less expenditures to date for any project that is not completed as of 12/31/2022.

TABLE A - Projects scheduled to be carried-over into 2023 showing re-appropriation of unspent funds needed.						
#	Project ID	Project Name	Project Year	Total Approved Funding	Maximum 2023 Re-Appropriation	Project Stage
	#496	CENTRAL DISPATCH CIP				
1	1509-22	Generator Replacement - Dispatch	2022	\$ 150,000	\$ 150,000	Development
2	1175-20	Emergency Siren Activation Solution	2020	\$ 100,000	\$ 100,000	Development
		PROJECTED CARRY-OVER FOR #496		\$ 250,000	\$ 250,000	
	#288	TRANSPORTATION FUND				
3	1509-22	Generator Replacement - Transportation	2022	\$ 55,000	\$ 52,247	Development
		PROJECTED CARRY-OVER FOR #288		\$ 55,000	\$ 52,247	
	#401	CAPITAL IMPROVEMENT FUND				
4	1125-22	Facilities Master Plan	2022	\$ 80,000	\$ 80,000	Execution
5	1107-22	UPS Replacement - CSB (+\$15,000 Needed to Accept Low Bid)	2022	\$ 45,000	\$ 60,000	Contracting
6	1206-21	MCT Replacement (Funding split with Dispatch #496)	2021	\$ 10,000	\$ 10,000	Contracting
7	1133-22A	Old Animal Shelter Demolition	2022	\$ 100,000	\$ 100,000	Development
8	1247-22	Microsoft Office Upgrade	2022	\$ 60,000	\$ 60,000	Scoping
9	1102-23	2022 ACSO Boiler Replacement - add to 2023 project #1102-23	2022	\$ -	\$ 60,000	Scoping
		PROJECTED CARRY-OVER FOR #401		\$ 295,000	\$ 370,000	

TABLE B - Projects with expected 2022 completion showing 2023 re-appropriation needed if they are not.						
#	Project ID	Project Name	Project Year	Total Approved Funding	Maximum 2023 Re-Appropriation	Project Stage
	#496	CENTRAL DISPATCH CIP				
10	16013-20	Dispatch CAD Upgrade	2020	\$ 160,000	\$ 41,951	Monitoring
11	1206-21	MCT Replacement (Funding split with CIP #401)	2021	\$ 811,000	\$ -	Monitoring
12	1004-21	Tower HVAC System Replacement	2021	\$ 150,000	\$ 150,000	Execution
13	13074-20	911 Radio System - Barry County Back-up	2020	\$ 120,230	\$ 120,230	Execution
14	13074-20	911 Radio System - Enable CAD GPS	2020	\$ 120,230	\$ 120,230	Execution
15	1105-22	911 Workstation Phone Upgrades	2022	\$ 66,000	\$ 28,418	Execution
16	1130-22	HVAC Control System Replacement - Dispatch	2022	\$ 16,000	\$ 12,969	Execution
17	1404-22	Pavement Maintenance 2022 - Dispatch	2022	\$ 2,000	\$ 2,000	Execution
		ADDITIONAL CARRY-OVER FOR #496 IF NOT COMPLETED		\$ 1,445,459	\$ 475,798	
	#288	TRANSPORTATION FUND				
18	1107-22	UPS Replacement - Transportation	2022	\$ 21,000	\$ 23,753	Execution
19	1130-22	HVAC Control System Replacement - Transportation	2022	\$ 20,000	\$ 16,744	Execution
20	1404-22	Pavement Maintenance 2022 - Transportation	2022	\$ 2,000	\$ 2,000	Execution
		ADDITIONAL CARRY-OVER FOR #288 IF NOT COMPLETED		\$ 45,753	\$ 42,497	
	#401	CAPITAL IMPROVEMENT FUND				
21	1440-22F	2022 Vehicles - Sheriff Trucks - Replace 4	2022	\$ 138,000	\$ 111,031	Monitoring
22	1440-22E	2022 Vehicles - Sheriff Escapes - Replace 5	2022	\$ 120,475	\$ 120,475	Monitoring
23	1440-22C	2022 Vehicles - Sheriff Patrol - Replace 10	2022	\$ 330,840	\$ 60,894	Monitoring
24	1001-21	Jury Management Solution	2021	\$ 33,557	\$ 12,547	Monitoring
25	12033-20	Courthouse Improvements - Construction	2020	\$ 1,869,728	\$ 9,366	Monitoring
26	1130-22	HVAC Control System Replacement - County	2022	\$ 138,000	\$ 111,031	Execution
27	1002-21	Law Enforcement Body Cameras	2021	\$ 125,000	\$ 125,000	Execution
28	1130-22A	CH Make-up Air Handler Unit Replacements	2022	\$ 120,000	\$ 109,466	Execution
29	1117-22	CH Carpet Replacement	2022	\$ 50,000	\$ 50,000	Execution
30	1440-22D	Vehicles - Equip Sheriff's Vehicles - 2022	2022	\$ 52,024	\$ 39,703	Execution
31	1396-21	Water and Sewer Asset Mgmt Plan	2021	\$ 50,000	\$ 29,735	Execution
32	1404-22	Pavement Maintenance 2022 - County	2022	\$ 30,000	\$ 30,000	Execution

#	Project ID	Project Name	Project Year	Total Approved Funding	Maximum 2023 Re-Appropriation	Project Stage
33	1018-21	Network Switch Replacement	2021	\$ 25,000	\$ 25,000	Execution
34	1119-22	Furniture Replacement	2022	\$ 30,000	\$ 24,227	Execution
35	11026-20A	Probate Court Microfilm Scanning	2020	\$ 60,000	\$ 15,670	Execution
36	1317-22	Copier Replacements	2022	\$ 18,000	\$ 8,384	Execution
37	1400-22	CH Heat Pump Replacements - 2022	2022	\$ 96,000	\$ 96,000	Contracting
38	1426-22	CH Radio Coverage Enhancement	2022	\$ 50,000	\$ 50,000	Contracting
39	1128-22	Animal Shelter Alarm Panel	2022	\$ 20,000	\$ 20,000	Contracting
40	1440-22I	2022 Vehicles - Court Vans - Replace 2	2022	\$ 97,158	\$ 97,158	Development
41	1126-22	Scan Civil and Criminal Court Files - 2022	2022	\$ 70,000	\$ 68,080	Development
42	1440-22G	2022 Vehicles - Sheriff Transport - Replace 1	2022	\$ 54,003	\$ 54,003	Development
43	1126-21A	District Court Microfilm	2021	\$ 25,000	\$ 25,000	Development
		ADDITIONAL CARRY-OVER FOR #401 IF NOT COMPLETED		\$ 3,602,785	\$ 1,292,768	
	#492	CHILD CARE CAPITAL				
44	1117-22A	YH Carpet Replacement	2022	\$ 15,000	\$ 15,000	Monitoring
45	1130-22	HVAC Control System Replacement - Youth Home	2022	\$ 15,000	\$ 12,647	Execution
46	1404-22	Pavement Maintenance 2022 - Youth Home	2022	\$ 5,000	\$ 5,000	Execution
		ADDITIONAL CARRY-OVER FOR #492 IF NOT COMPLETED		\$ 35,000	\$ 32,647	
	#104	LOCAL GOVERNMENT REVENUE SHARING (PARKS)				
47	1012-18	Gun Lake Watercraft Launch - Construction	2018	\$ 55,000	\$ 33,586	Monitoring
48	1016-21	Parks - Playground Equipment Replacement	2021	\$ 25,500	\$ 25,500	Monitoring
49	1009-22	Bysterveld Resurface Walking Trails	2022	\$ 28,872	\$ 28,872	Monitoring
50	1404-22	Pavement Maintenance 2022 - Parks	2022	\$ 25,000	\$ 25,000	Execution
51	1543-21	RockTenn - Demolition Consultant	2021	\$ 63,000	\$ 3,481	Execution
		ADDITIONAL CARRY-OVER FOR #104 IF NOT COMPLETED		\$ 197,372	\$ 116,438	
	#VARIOUS	OTHER CAPITAL PROJECTS				
52	1543-21A	RockTenn - Site Demolition	2021	\$ 1,500,000	\$ 754,677	Execution
53	1016-21A	West Side Park Beach Access - Phase I	2021	\$ 15,500	\$ 8,500	Execution
54	1133-22	Shelter Outdoor Dog Kennels	2022	\$ 45,000	\$ 45,000	Development
		ADDITIONAL CARRY-OVER IF NOT COMPLETED		\$ 1,560,500	\$ 808,177	

GRANTS MASTER LIST

Service Area	Grant Name	Grant Purpose	# of yrs	Grant Source	Allowed Indirect Cost	Local Match Required	Anticipated Additional County Funding	Other Revenue (Fee Revenue)	Anticipated Award	Estimated Budget <small>(Local Match Required + Addtl County Funding + Other Revenue + Anticipated Award)</small>	Federal, State Local, Other - %
Child Care	Childcare Fund	Provides funding to support entire operational budget for any out-of-home placement in Allegan County (includes Youth Home, Private, Foster Care, independent living programs.) Also supports all approved in-home care programs (community probation, community resources, COSA, juvenile diversion) - prevents out-of-home placement or expedite return from out-of-home placements. 50% local match required. Foster care (Activity 662) youth grant reimbursement process will change in FY2020, in that the state will pay the costs directly and bill the county for 50%, but only for neglected and abused youth. The county will still pay first for delinquent foster care youth.	10+	Michigan Department of Human Services	Yes - 10% of Direct Exp	\$ 2,382,391	\$ -	\$ -	\$ 2,382,392	\$ 4,764,783	Federal - 0% State - 10% of gross allowable costs plus 50% of net allowable costs County - 50% Other - 0%
Child Care	Raise The Age	Grant has been created for expenditures that would not be reimbursable under the Child Care Fund Reimbursement Program. This is in response to November 2019, legislation was passed in Michigan extending state fund availability to juvenile justice youth who come under court/tribal jurisdiction at age 17. State is to reimburse 100% of the cost to provide juvenile justice services when a court exercises jurisdiction over a juvenile who is 17 years of age, but under the age of 18 at the time of the offense.	1	Michigan Department of Human Services		\$ -	\$ -	\$ -	\$ 25,000	\$ 25,000	State - 100%
Child Care	School Nutrition Cluster (Breakfast, Lunch, Snack and Commodities)	Provides funding that makes it possible for schools to offer nutritious meals to students for breakfast, lunch and snack. Our Youth Home qualifies for this program and receives dollars according to the amount of meals served.	10+	US Dept. of Ag - Thru Michigan Dept of Education	No	\$ -	\$ -	\$ -	\$ 40,500	\$ 40,500	Federal - 100% State - 0% County - 0% Other - 0%
Circuit Court	Child and Parent Legal Representation (CPLR)- Title IV-E Family Court Attorney Grant	An opportunity to use federal and state funding to offset the county's cost for family court appointed attorneys while also providing additional funding for better legal representation. Provides funding for attorney representation for children and parents in child protection proceedings. Grant passes through county's eligible title IV-E claim for actual costs. (Total costs x penetration rate x 50% federal reimbursement rate.) Department determines each county's title IV-E penetration rate and provides the appropriate percentage for monthly invoicing. County is sub-recipient of department's Title IV-E Federal Grant.	1	Michigan Dept of Health and Human Services	No	\$ -	\$ 229,929.00	\$ -	\$ 40,575	\$ 270,504	50% federal, 50% state
Circuit Court	Swift & Sure Sanctions Probation Program (SSSPP)	Provides funding to develop and maintain an intensive probation supervision program that targets high-risk felony offenders with a history of probation violations or failures. Grant funding is likely only available through 2015 based on State evaluation of program effectiveness. No local match is required. Amount in "Other revenue" column amount is other funding source used for probation supervision.	5+	Supreme Court Admin. Office	No	\$ -	\$ -	\$ 123,000	\$ 123,000	\$ 123,000	Federal - 0% State - 100% County - 0% Other - 0%
Courts	Michigan Indigent Defense Commission (MIDC)	Provide funding to assist Grantee to comply with the Compliance Plan and Cost Analysis provided by MIDC for the provision of indigent criminal defense services through the standards by LARA on 5/22/17 and process described in the Michigan Indigent Defense Act as amended 12/23/18 by Public Act 214 of 2018. NOTE: Local match totals \$540,904 (\$306,698 from Van Buren County and \$234,206 from Allegan County).	2	LARA / Michigan Indigent Defense Commission	Yes	\$ 545,138.00	\$ -	\$ -	\$ 3,840,943	\$ 4,386,081	Federal - 0% State - 79.14% County - 9.03% Other - 11.83%
District Court	MI Mental Health Court Grant Program (MMHCGP)	Provides funding to develop a specialty court to address the overwhelming population of people with mental illness in the criminal justice system in Allegan County. Eligible activities revolve around providing assistance and treatment services. This grant was new for 2014. No local match is required.	5+	Supreme Court Admin. Office	No	\$ -	\$ -	\$ 415	\$ 72,493	\$ 72,908	Federal - 0% State - 100% County - 0% Other - 0%
District Court	MI Veterans Treatment Court Grant Program (MVTGCP)	Provides funding to develop and maintain a Veterans Treatment Court for Allegan and VanBuren counties. Eligible participants will be focused around treatment and assistance to veterans that have become involved in the criminal justice system as a result of issues that developed either during a tour of duty or as a result of a trauma. No local match is required.	5+	Supreme Court Admin. Office	No	\$ -	\$ -	\$ 3,625	\$ 62,737	\$ 66,362	Federal - 0% State - 100% County - 0% Other - 0%
District Court	Sobriety Court Grant	Grant to explore the possibility of a Sobriety Court for misdemeanor drunk driving cases. Planning Grant to address: 1. the need for DWI Court to determine whether or not Allegan County court will have the numbers for a stand-alone specialty Court. Planning Grant will 2. Assemble a committee of stakeholders 3. Create a court team 4. Research and assess the community resources available 5. Discuss sustainability of the program 6. Determine eligibility, criteria, assessment tools, program structure, etc. No local match is required	4	Supreme Court Admin. Office	No	\$ -	\$ -	\$ 16,202	\$ 82,243	\$ 98,445	Federal -100% State - 0% County - 0% Other - 0%

Service Area	Grant Name	Grant Purpose	# of yrs	Grant Source	Allowed Indirect Cost	Local Match Required	Anticipated Additional County Funding	Other Revenue (Fee Revenue)	Anticipated Award	Estimated Budget <small>(Local Match Required + Adm County Funding + Other Revenue + Anticipated Award)</small>	Federal, State Local, Other - %
Emergency Mgmt	Emergency Management Performance Grant (EMPG)	Grant provides funding to Allegan County to support the Emergency Management Directors position up to 50% of his/her salary and benefits. Typical award is closer to 35% reimbursement for the position. 50% local match is required.	10+	Dept. of Homeland Security/MSP	Yes. Must have an approved, fully executed indirect cost rate agreement with Federal agency attached to grant application in order to charge indirect costs.	\$ 53,755		\$ -	\$ 53,754	\$ 107,509	Federal - 50% State - 0% County - 50% Other - 0%
Emergency Mgmt	Homeland Security Grant	Grant provides funding for Emergency Management training/travel (MEMA Conference) and equipment purchases. Allegan County participates in the Homeland Security program through 5th Regional Board. The application is completed by VanBuren County (the fiduciary). Additional equipment may be disbursed through the Regional Board to Allegan County with Transfer of Ownership documentation.	10+	Homeland Security/MSP	No	\$ -	\$ -	\$ -	\$ 5,000	\$ 5,000	Federal - 100% State - 0% County - 0% Other - 0%
Emergency Mgmt	Homeland Security Grant (Reimbursement and non-cash Equipment)	Grant provides funding for Emergency Management training/travel (MEMA Conference) and equipment purchases. Allegan County participates in the Homeland Security program through 5th Regional Board. The application is completed by VanBuren County (the fiduciary). Additional equipment may be disbursed through the Regional Board to Allegan County with Transfer of Ownership documentation.	10+	Homeland Security/MSP	No	\$ -	\$ -	\$ -	\$ 20,000	\$ 20,000	Federal - 100% State - 0% County - 0% Other - 0%
Emergency Mgmt	Pre Disaster Mitigation Grant (Hazard Mitigation)	Grant provides funding to Allegan County for hazard mitigation project PDMC-PL-05-MI-2018-001. County funding portion will come from BOTH in-kind match (labor) and Emergency Management Special Projects Budget for 2019. No additional funding will be needed.	1	FEMA	no	\$ 9,246	\$ -	\$ -	\$ 25,739	\$ 34,985	Federal - 75% State - 0% County - 25% Other - 0%
Family Court	County Juvenile Officers (CJOs) & Assistants	Provides funding to reimburse a portion of the salary for the Probate Court Juvenile Officer (CJO) and their Assistant. Allegan County currently receives \$13,193 per quarter for both positions. No annual application.	10+	MI Dept. of Human Services	No	\$ -	\$ -	\$ -	\$ 52,773	\$ 52,773	Federal - 0% State - 100% County - 0% Other - 0%
Finance	Survey and Remonumentation	Grant provides funding to support State-mandated review and remonumentation of section corners for all cities and townships within Allegan County. County Surveyor is Grant Representative and chairs the Peer Review Group (group of BOC appointed local surveyors that research and approve section corners.) Accurate section corners will contribute to the accuracy of the GIS base. No local match required.	20+	MI Dept. of Energy, Labor, & Econ. Growth	Yes	\$ -	\$ -	\$ -	\$ 95,000	\$ 95,000	Federal - 0% State - 100% County - 0% Other - 0%
Friend of the Court	Cooperative Reimbursement Contract (Title IV-D)	Provides funding to reimburse Allegan County for operational costs associated with providing services in support of the federally mandated Child Support Enforcement (FOC-Title IVD Program.) Application period is for a three year contract, with option for two 1-year extensions.	10+	Dept. of Health and Human Services (thru DHS)	Yes	\$ 646,019	\$ -	\$ -	\$ 1,361,395	\$ 2,007,414	Federal - 62% State - 6% County - 32% Other - 0%
Health	CPBC Body Art Fixed Fee	Grant provides funding to conduct inspections of Body Art Facilities and to investigate complaints and to enforce licensing regulations and requirements.	20+	Michigan Department of Health & Human Services	NO	\$ -	\$ -	\$ -	\$ 2,500	\$ 2,500	Federal - 0% State - 100% County - 0% Other - 0%
Health	CPBC CSHCS Medicaid Outreach	Grant provides funding to assist families of children with special health care needs for referrals to specialty services based on their health problems, provides support services to the families in caring for their child.	20+	U.S. Department of Health & Human Services	YES - CAP	\$ 33,586	\$ 7,000	\$ -	\$ 23,500	\$ 64,086	Federal - 50% State - 0% County - 50% Other - 0%
Health	CPBC CSHCS Medicaid Elevated Blood Lead Case Management	Grant provides funding for in home elevated blood lead case management services for children less than age 6 who have Medicaid and a blood lead level equal to or greater than 5 micrograms per deciliter.	3	U.S. Department of Health & Human Services	NO	\$ -	\$ -	\$ -	\$ 403	\$ 403	Federal - 100% State - 0% County - 0% Other - 0%
Health	CPBC CSHCS Outreach & Advocacy	Grant provides funding for outreach, advocacy and case management in assisting families in accessing special need funds, transportation and assistance with alternate resources of aid.	20+	U.S. Department of Health & Human Services	YES - CAP	\$ -	\$ -	\$ -	\$ 82,640	\$ 82,640	Federal - 50% State - 50% County - 0% Other - 0%

Service Area	Grant Name	Grant Purpose	# of yrs	Grant Source	Allowed Indirect Cost	Local Match Required	Anticipated Additional County Funding	Other Revenue (Fee Revenue)	Anticipated Award	Estimated Budget (Local Match Required + Addl County Funding + Other Revenue + Anticipated Award)	Federal, State Local, Other - %
Health	CPBC CSHCS-Care Coordination Fixed (PCA 88040/88070)	Grant provides funding to assist families of children with special health care needs. Case management services include visits in the home and over the phone.	20+	U.S. Department of Health & Human Services	NO	\$ -	\$ -	\$ -	\$ 5,500	\$ 5,500	Federal - 100% State - 0% County - 0% Other - 0%
Health	CPBC CSHCS-Care Coordination Fixed (PCA 88050/88070)	Grant provides funding to assist families of children with special health care needs. Case management services include visits in the home and over the phone.	20+	U.S. Department of Health & Human Services	NO	\$ -	\$ -	\$ -	\$ 4,400	\$ 4,400	Federal - 50% State - 50% County - 0% Other - 0%
Health	CPBC CSHCS Vaccine Initiative	CSHCS enrollees may be eligible to receive reimbursable vaccination services as provided by the local health department.	1+	U.S. Department of Health & Human Services	YES - CAP	\$ -	\$ -	\$ -	\$ 9,917	\$ 9,917	Federal - 100% State - 0% County - 0% Other - 0%
Health	CPBC Drinking Water ELPHS	Grant provides funding to perform water well permitting activities, pre-drilling site reviews and water supply system inspections for code compliance purposes with qualified individuals classified as Sanitarians or equivalent. It is one of the required services in accordance with P.A. 369, of 1978 and P.A. 92 of 2000, as amended.	20+	MI Dept of Environmental Quality	YES - CAP	\$ -	\$ -	\$ 154,685	\$ 147,144	\$ 301,829	Federal - 0% State - 35% County - % Other - 65%
Health	CPBC Food ELPHS	Grant provides funding for the issuance of Food Service Establishment licenses as well as routine and follow-up inspections and complaint investigations. It is one of the required services in accordance with P.A. 369, of 1978 and P.A. 92 of 2000, as amended.	20+	Michigan Department of Health & Human Services	YES - CAP	\$ -	\$ 500	\$ 163,858	\$ 171,147	\$ 335,505	Federal - 0% State - 42% County - 2% Other - 56%
Health	CPBC General Communicable Disease ELPHS	Grant provides funding for General Communicable Disease case investigation and monitoring risk to the general public.	20+	Michigan Department of Health & Human Services	YES - CAP	\$ -	\$ 101,718	\$ 1,914	\$ 158,500	\$ 262,132	Federal - 0% State - 80% County - 19% Other - 1%
Health	CPBC Hearing ELPHS	Grant provides funding for Hearing testing in children and referral services when a problem is detected. Testing takes place in the schools and at the Health Department. It is one of the required services in accordance with P.A. 369, of 1978 and P.A. 92 of 2000, as amended.	20+	Michigan Department of Health & Human Services	YES - CAP	\$ -	\$ 33,464	\$ 5,238	\$ 41,687	\$ 80,389	Federal - 0% State - 51% County - 44% Other - 5%
Health	CPBC HIV - ELPHS	Grant provides funding to provide HIV counseling , testing and referral and partner services. It is one of the required services in accordance with P.A. 369, of 1978 and P.A. 92 of 2000, as amended.	20+	U.S. Department of Health & Human Services	NO	\$ -	\$ -	\$ -	\$ 17,286	\$ 17,286	Federal - 100% State - 0% County - 0% Other - 0%
Health	CPBC HIV Prevention	Grant provides funding to provide HIV counseling , testing and referral and partner services.	20+	Michigan Department of Health & Human Services	YES - CAP	\$ -	\$ 31,000	\$ 1,600	\$ 40,227	\$ 72,827	Federal - 0% State - 100% County - 0% Other - 0%
Health	CPBC Immunization Action Plan (IAP)	Grant provides funding to offer immunization services to the public which includes collaborating with public and private sector organizations to promote immunization activities, educate providers about vaccines covered by Insurance and to address public immunization rates.	20+	U.S. Department of Health & Human Services	YES - CAP	\$ -	\$ 8,868	\$ 99,000	\$ 59,431	\$ 167,299	Federal - 32% State - 0% County - 53% Other - 15%
Health	CPBC Immunization - ELPHS	Grant provides funding to provide Immunization services which are one of the required services in accordance with P.A. 369, of 1978 and P.A. 92 of 2000, as amended.	20+	Michigan Department of Health & Human Services	NO	\$ -	\$ -	\$ -	\$ 5,000	\$ 5,000	Federal - 0% State - 100% County - 0% Other - 0%
Health	CPBC Immunization Fixed Fees	Grant provides funding for VFC/AFIX site visits for the Immunization program. Payments for site visits range from \$50 to \$300.	20+	U.S. Department of Health & Human Services	NO	\$ -	\$ -	\$ -	\$ 1,500	\$ 1,500	Federal - 100% State - 0% County - 0% Other - 0%
Health	CPBC Immunization Vaccine Quality Assurance	Grant provides funding to monitor and approve vaccine temperature logs, doses administered reports, inventory received from participating VFC providers, follow-up on vaccine losses and replacement for compromised vaccines. Also, assist with the redistribution of short dated vaccines and the equitable allocation in case of a shortage.	20+	Michigan Department of Health & Human Services	YES - CAP	\$ -	\$ -	\$ 22,000	\$ 12,920	\$ 34,920	Federal - 5% State - 0% County - 1% Other - 83%
Health	CPBC MCH Public Health Functions & Infrastructure	Grant provides funding to address locally identified needs related to the Health of Women and Children. Part of these services include outreach, referrals and education. This specific program focuses on Lead Prevention within our community.	20+	U.S. Department of Health & Human Services	YES - CAP	\$ -	\$ 6,568	\$ 133	\$ 18,794	\$ 25,495	Federal - 100% State - 0% County - 0% Other - 0%

Service Area	Grant Name	Grant Purpose	# of yrs	Grant Source	Allowed Indirect Cost	Local Match Required	Anticipated Additional County Funding	Other Revenue (Fee Revenue)	Anticipated Award	Estimated Budget <small>(Local Match Required + Addl County Funding + Other Revenue + Anticipated Award)</small>	Federal, State Local, Other - %
Health	CPBC Medicaid Outreach	Grant provides funding for Medicaid Outreach and Public Awareness, Facilitating Medicaid eligibility determination, program planning and interagency coordination, referrals, coordination and monitoring of Medicaid Services.	20+	U.S. Department of Health & Human Services	YES - CAP	\$ 6,852		\$ -	\$ 6,852	\$ 13,704	Federal - 50% State - 0% County - 50% Other - 0%
Health	CPBC On-site Wastewater	Grant provides funding to manage private on-site sewage treatment systems for private homes that generate less than 10,000 gallons per day of sanitary sewage. Conduct construction inspections, issue permits, evaluate parcels and maintain up-to-date regulations for on-site sewage treatment and disposal systems.	20+	MI Dept of Environmental Quality	YES - CAP	\$ -	\$ -	\$ 210,615	\$ 106,384	\$ 316,999	Federal - 0% State - 67% County - 0% Other - 33%
Health	CPBC MCH Enabling Services Children Transition/Lead Prevention	Part of CPBC Agreement. Grant provides funding to address locally identified needs related to the health of children in our jurisdiction. This specific program will assist in the transition of children in the Children's Special Health Care Program who are "aging out".	20+	U.S. Department of Health & Human Services	NO	\$ -	\$ -	\$ -	\$ 29,000	\$ 29,000	Federal - 100% State - 0% County - 0% Other - 0%
Health	Oral Health Kindergarten Assessment	Ensure that kindergarten or first grade children entering into school have a dental oral health assessment prior to enrollment.	1+	Michigan Department of Health & Human Services	NO	\$ -	\$ -	\$ -	\$ 57,884	\$ 57,884	Federal - 0% State - 100% County - 0% Other - 0%
Health	CPBC Public Health Emergency Preparedness (PHEP)	Grant provides funding to pay for one Coordinator and activities to build preparedness and response capacity and capability to receipt, stage, storage, distribute and dispense materiel during a Public Health emergency.	20+	U.S. Department of Health & Human Services	YES - CAP	\$ 9,381	\$ 10,500	\$ -	\$ 93,809	\$ 113,690	Federal - 90% State - 0% County - 10% Other - 0%
Health	CPBC Public Health Emergency Preparedness (PHEP)	Grant provides funding to pay for one Coordinator and activities to build preparedness and response capacity and capability to receipt, stage, storage, distribute and dispense materiel during a Public Health emergency.	20+	U.S. Department of Health & Human Services	YES - CAP	\$ 3,127	\$ 3,500	\$ -	\$ 31,270	\$ 37,897	Federal - 90% State - 0% County - 10% Other - 0%
Health	CPBC Sexually Transmitted Disease ELPHS	Grant provides funding for case investigation and the control of sexually transmitted diseases. It is one of the required services in accordance with P.A. 369, of 1978 and P.A. 92 of 2000, as amended.	20+	Michigan Department of Health & Human Services	YES - CAP	\$ -	\$ 42,000	\$ -	\$ 29,120	\$ 71,120	Federal - 0% State - 96% County - 3% Other - 1%
Health	CPBC Vision ELPHS	Grant provides funding for Vision testing in children and referral services when a problem is detected. Testing takes place in the schools and at the Health Department. It is one of the required services in accordance with P.A. 369, of 1978 and P.A. 92 of 2000, as amended.	20+	Michigan Department of Health & Human Services	YES - CAP	\$ -	\$ 46,619	\$ 10,944	\$ 41,686	\$ 99,249	Federal - 0% State - 33% County - 31% Other - 36%
Health	CPBC Tuberculosis Control	Grant provides funding to support personnel, purchase equipment and supplies, and provide services directly related to core TB control front-line activities with a emphasis on DOT case mgmt.	20+	Michigan Department of Health & Human Services	NO	\$ -	\$ -	\$ -	\$ 322	\$ 322	Federal - 0% State - 0% County - 0% Other - 100%
Health	CPBC Vector Borne Disease Prevention	State Guidance : Develop low cost surveillance for early detection geared toward identifying populations of potentially Invasive Aedes species mosquitoes that can transmit emerging arboviruses and to support surveillance for populations of ticks capable of transmitting LYME disease or other emerging pathogens in Michigan.	5+	Michigan Department of Health & Human Services	YES - CAP	\$ -	\$ -	\$ -	\$ 9,000	\$ 9,000	Federal - 0% State - 100% County - 0% Other - 0%
Health	EGLE Campgrounds	Grant provides funding to inspect campgrounds and investigate complaints.	20+	MI Dept. of Environmental Quality	NO	\$ -	\$ -	\$ -	\$ 775	\$ 775	Federal - 0% State - 15.8% County - 0% Other - 84.2%
Health	EGLE Capacity Development & Source Water Assessment	Grant provides funding for Sanitarian issued water well permits and to conduct sanitary surveys and inspect for compliance. This program is also responsible for maintaining inventory in "Water Track" and gathering water samples and sending to a certified lab.	20+	Environmental Protection Agency	NO	\$ -	\$ -	\$ -	\$ 2,750	\$ 2,750	Federal - 100% State - 0% County - 0% Other - 0%
Health	EGLE Great Lakes Beach Monitoring	Grant provides funding to monitor Great Lakes Beaches. Water samples are taken and delivered to a certified lab for testing.	20+	Environmental Protection Agency	NO	\$ -	\$ -	\$ -	\$ 6,000	\$ 6,000	Federal - 100% State - 0% County - 0% Other - 0%

Service Area	Grant Name	Grant Purpose	# of yrs	Grant Source	Allowed Indirect Cost	Local Match Required	Anticipated Additional County Funding	Other Revenue (Fee Revenue)	Anticipated Award	Estimated Budget (Local Match Required + Addl County Funding + Other Revenue + Anticipated Award)	Federal, State Local, Other - %
Health	EGLE Revised Total Coliform Rule	The revised Total Coliform Rule, or rTCR as it is referred to, is for the total coliform monitoring of Non-community Water Supplies or Type II water supplies. EGLE revised the rules to become more comprehensive. Instead of one total coliform sample/year, it's now 4 samples/year. That's in addition to all of the lead/copper and all of the other required sampling.	10+	Environmental Protection Agency	NO	\$ -	\$ -	\$ -	\$ 5,867	\$ 5,867	Federal - 100% State - 0% County - 0% Other - 0%
Health	EGLE Drinking Water Long-Term Monitoring	Grant provides funding for Sanitarians to conduct inspections for long-term monitoring. Sanitarians also monitor water quality by gathering water samples and sending them to a certified lab.	20+	MI Dept. of Environmental Quality	NO	\$ -	\$ -	\$ -	\$ 1,000	\$ 1,000	Federal - 0% State - 100% County - 0% Other - 0%
Health	EGLE Noncommunity Drinking Water Supply - Operator Assistance	Grant provides funding for Sanitarians to issue water well permits and conduct sanitary surveys and inspections for compliance. Sanitarians also monitor water quality by gathering water samples and sending them to a certified lab.	20+	Environmental Protection Agency	NO	\$ -	\$ -	\$ -	\$ 1,630	\$ 1,630	Federal - 100% State - 0% County - 0% Other - 0%
Health	EGLE Noncommunity Drinking Water Supply - Standard	Grant provides funding for Sanitarians to issue water well permits and conduct sanitary surveys and inspections for compliance. Sanitarians also monitor water quality by gathering water samples and sending them to a certified lab.	20+	MI Dept. of Environmental Quality	NO	\$ -	\$ -	\$ -	\$ 52,490	\$ 52,490	Federal - 0% State - 100% County - 0% Other - 0%
Health	EGLE Public Swimming Pools	Grant provides funding for annual public swimming pool inspections and to investigate public swimming pool complaints.	20+	MI Dept. of Environmental Quality	NO	\$ -	\$ -	\$ -	\$ 3,100	\$ 3,100	Federal - 0% State - 58.3% County - 0% Other - 41.7%
Health	EGLE Septage Waste	Grant provides funding for initial septage waste land site inspections, annual land site inspections, septage waste vehicle inspections, and authorized receiving facility inspections.	20+	MI Dept. of Environmental Quality	NO	\$ -	\$ -	\$ -	\$ 2,700	\$ 2,700	Federal - 0% State - 100% County - 0% Other - 0%
Health	ETLHD ELC Contract Tracing, Investigation, Testing Coord. & Infection Prevention	Grant provides funding to support staff time and supplies associated with COVID-19 response in community specifically focused on testing, tracing, case investigations and enforcement & infection prevention	1+	U.S. Department of Health & Human Services	YES - CAP	\$ -	\$ -	\$ -	\$ 462,683	\$ 462,683	Federal - 100% State - 0% County - 0% Other - 0%
Health	ETLHD COVID Immunization	Grant provides funding to support staff time and supplies associated with COVID-19 response in community specifically focused on Vaccine	1+	U.S. Department of Health & Human Services	YES - CAP	\$ -	\$ 84,000	\$ -	\$ 186,000	\$ 270,000	Federal - 100% State - 0% County - 0% Other - 0%
Health	ETLHD Reopening Schools HRA	To provide rapid antigen and/or pooled PCR testing to educators, staff, and students at public and private schools. Hire health resource advocates (HRAs) will provide front-line support for COVID testing and reporting, help districts identify emerging COVID-related health concerns, and amplify best practices.	1+	U.S. Department of Health & Human Services	YES - CAP	\$ -	\$ -	\$ -	\$ 358,400	\$ 358,400	Federal - 100% State - 0% County - 0% Other - 0%
Health	ETLHD COVID Workforce Development	To establish, expand, and sustain a public health workforce, including school nurses. Can include hiring personnel, purchase of equipment and supplies necessary to support the expanded workforce, and administrative support services necessary to implement activities, including travel and training.	1+	U.S. Department of Health & Human Services	YES - CAP	\$ -	\$ -	\$ -	\$ 115,070	\$ 115,070	Federal - 100% State - 0% County - 0% Other - 0%
Health	ETLHD PFAS Response - Kavco	Provide education regarding drinking water testing and results, interim provision of water filtration systems or an alternate source(s) of water until a permanent solution can be identified and implemented, as resources allow, or a determination is made by the Michigan Department of Health and Human Services (MDHHS) Division of Environmental Health (DEH) that filtration or alternate water is no longer recommended or advised. Follow-up with residents who have received a water filter to offer free replacement filter cartridges every six months.	5+	Michigan Department of Health & Human Services	YES - CAP	\$ -	\$ -	\$ -	\$ 8,064	\$ 8,064	Federal - 0% State - 100% County - 0% Other - 0%
Health	ETLHD PFAS Response - Otsego	Provide education regarding drinking water testing and results, interim provision of water filtration systems or an alternate source(s) of water until a permanent solution can be identified and implemented, as resources allow, or a determination is made by the Michigan Department of Health and Human Services (MDHHS) Division of Environmental Health (DEH) that filtration or alternate water is no longer recommended or advised. Follow-up with residents who have received a water filter to offer free replacement filter cartridges every six months.	5+	Michigan Department of Health & Human Services	YES - CAP	\$ -	\$ -	\$ -	\$ 71,869	\$ 71,869	Federal - 0% State - 100% County - 0% Other - 0%
Parks	DNR MI Natural Resource Trust Fund	Grant provides funding for natural resource protection and outdoor recreation. 25% matching funds are required	10+	MI DNR		\$ 100,000.00	\$ -	\$ -	\$ 300,000	\$ 400,000	Federal - 0% State - 75% County - 25% Other - 0%

Service Area	Grant Name	Grant Purpose	# of yrs	Grant Source	Allowed Indirect Cost	Local Match Required	Anticipated Additional County Funding	Other Revenue (Fee Revenue)	Anticipated Award	Estimated Budget <small>(Local Match Required + Addl County Funding + Other Revenue + Anticipated Award)</small>	Federal, State Local, Other - %
Prosecuting Attorney	Crime Victim Services	Provides funding to reimburse Allegan County primarily for wage and benefit expenses for two positions providing services to Crime Victims - Crime Victims Advocate and Legal Secretary. The Crime Victims Rights Act requires that Allegan County provide these services as part of the criminal justice process. No local match is required.	20+	MI Dept. of Community Health	No	\$ -	\$ 25,000	\$ -	\$ 171,500	\$ 196,500	Federal - 0% State - 100% County - 0% Other - 0%
Prosecuting Attorney	PAAM Grant (Prosecuting Attorneys Association of Michigan)	Grant provides an annual award to fund Crime Victims Week activities.	3	Prosecuting Attorneys Association of Michigan	No	\$ -	\$ -	\$ -	\$ 400	\$ 400	Federal - 0% State - 0% County - 0% Other - 100%
Sheriffs	Community Corrections Grant (CCAB)	This grant provides funding to communities to assist in goals to decrease prison admissions and increase utilization of community-based sanctions and services for non-violent offenders. There are eight programs in the FY2020 CCAB Grant; two substance abuse outpatient programs, Meth Diversion and Relapse Prevention; Re Entry Case Management; Gatekeeper program; Moral Recognition Therapy; Career Readiness; and two Pretrial Service Programs for Assessment and Supervision.	20+	Dept. of Corrections	Yes	\$ -	\$ -	\$ -	\$ 140,669	\$ 140,669	Federal - 0% State - 100% County - 0% Other - 0%
Sheriffs	FBI Child Exploitation Task Force (FBI CETF)	Agency provides funding for OT Wage expense (no benefits) for officers to participate in FBI CETF Program. Allegan County acts as a vendor for the FBI CETF, this is not a grant. Local officer(s) attend training and cooperates with FBI to assess the specific local child exploitation threats and implement strategy to reduce the threat. No local match is required, max award is \$17,000 per officer per year. No application is required.	5+	Federal Bureau of Investigation	No	\$ -	\$ -	\$ -	\$ 12,200	\$ 12,200	Federal - 0% State - 0% County - 18% Other - 82%
Sheriffs	First Responder Training and Recruitment	To support efforts of local governments to expand recruitment, improve training, and provide additional professional development and support to first responders in local government. This includes law enforcement officers, firefighters, EMT's and corrections officers.	1	State of Michigan Department of Treasury	No	\$ -	\$ -	\$ -	\$ 100,000	\$ 100,000	Federal - 0% State - 100% County - 0% Other - 0%
Sheriffs	High Intensity Drug Trafficking Areas Program (HIDTA)	Grant provides funding for OT Wage expense (no benefits) for officers to participate in local (regional) HIDTA Program. The Allegan County HIDTA officer cooperates through Ottawa County along with other jurisdictions to assess the specific local trafficking threat and implement strategy to reduce the threat. No local match is required, max award is \$9,500 per officer per year. No application is required.	5+	Executive Office of the President - through MI HIDTA (Detroit) through Ottawa County	No	\$ -	\$ -	\$ -	\$ 7,400	\$ 7,400	Federal - 100% State - 0% County - 0% Other - 0%
Sheriffs	Highway Safety Grant - OWI, Seatbelt, Distracted Driving	Provides funding for additional traffic enforcement focused on impaired driving and seat-belt violations. Allegan County has the 2nd highest incident-rate in Michigan, so we are eligible to participate. Eligible expenses are overtime wages and benefits only. OHSP selects State-designated "Enforcement Periods" for OT patrols. No local match required.	20+	Office of Highway Safety Planning - MSP	YES - CAP	\$ -	\$ -	\$ -	\$ 22,627	\$ 22,627	Federal - 100% State - 0% County - 0% Other - 0%
Sheriffs	Marine Safety Law Enforcement	Provides funding to Allegan County to patrol and respond to emergencies on the lakes and waterways. Eligible expenses include wage, benefits and operating expenses to schedule additional personnel to cover summer and weekend shifts for patrols. 25% local match required.	15+	Michigan DNR	No	\$ 17,000	\$ 50,000	\$ -	\$ 68,000	\$ 135,000	Federal - 0% State - 50% County - 50% Other - 0%
Sheriffs	Michigan Medical Marihuana Operation and Oversight Grant	Provides funding for education, communication and outreach of Michigan Medical Marihuana Act 2008. Grant funds are calculated based on a portion of number of registry identification cards issued or renewed in the County.	5	Michigan Dept. of Licensing and Regulatory Affairs	No	\$ -	\$ -	\$ -	\$ 67,000	\$ 67,000	Federal - 0% State - 100% County - 0% Other - 0%
Sheriffs	SCAAP (State Criminal Alien Assistance Program) Grant	SCAAP provides federal reimbursements to Allegan County for incurring correctional officer salary costs for incarcerating undocumented criminal aliens who have at least one felony or two misdemeanor convictions for violations of state or local law, and who are incarcerated for at least 4 consecutive days during the reporting period.	10+	US Dept of Justice (DOJ) / Bureau of Justice Assistance (BJA)	No	\$ -	\$ -	\$ -	\$ 7,000	\$ 7,000	Federal - 100% State - 0% County - 0% Other - 0%

Service Area	Grant Name	Grant Purpose	# of yrs	Grant Source	Allowed Indirect Cost	Local Match Required	Anticipated Additional County Funding	Other Revenue (Fee Revenue)	Anticipated Award	Estimated Budget <small>(Local Match Required + Addl County Funding + Other Revenue + Anticipated Award)</small>	Federal, State Local, Other - %
Sheriffs	SWET	Southwest Enforcement Team (SWET) is a multijurisdictional drug enforcement task force in which Allegan County participates Grant provides partial funding for wage and benefit expense for one officer, up to \$24,000.00 No local match is required.	2	US Dept of Justice (DOJ) / Bureau of Justice Assistance (BJA)	No	\$ -	\$ 83,780	\$ -	\$ 24,000	\$ 107,780	Federal - 0% State - 100% County - 0% Other - 0%
Sheriffs	Secondary Road Patrol (SRP)	Grant provides funding to Allegan County to provide designated officers to patrol the Secondary Roads. Allegan County currently has three officers partially funded under this grant. No local match is required.	10+	OHSP	Yes, 5% of direct costs	\$ -	\$ 207,011	\$ -	\$ 139,025	\$ 346,036	Federal - 0% State - 26% County - 74% Other - 0%
Sheriffs	Snowmobile Law Enforcement	Provides funding to Allegan County to patrol and respond to emergencies on the snowmobile trails. Eligible expenses include wage, benefits and operating expenses to schedule additional personnel to cover weekend (Friday, Saturday, Sunday) shifts patrolling trails. 15% local match required.	15+	Michigan DNR	No	\$ 600	\$ 400	\$ -	\$ 4,000	\$ 5,000	Federal - 0% State - 80% County - 20% Other - 0%
Transportation	Annual Capital	Part of ACT's 2020 annual application capital request to MDOT for replacement vehicles/equipment.	10+	MDOT/FTA	No	\$ -	\$ -	\$ -	\$ 736,000	\$ 736,000	Federal - 80% State - 20% County - 0% Other - 0%
Transportation	JARC 2017-0003/PXX	The Job Access Reverse Commute project provides trips for employment related services.	10+	MDOT/FTA	Yes	\$ -	\$ -	\$ -	\$ 102,300	\$ 102,300	Federal - 50% State - 50% County - 0% Other - 0%
Transportation	New Freedom 2017-0003 /PXX	Provides wage/fringe full time for Senior Service staff to coordinate a volunteer driver program.	10+	MDOT/FTA	No	\$ -	\$ -	\$ -	\$ 62,500	\$ 62,500	Federal - 100% State - 0% County - 0% Other - 0%
Transportation	Regular Service	Provides operating funding to provide trips to customers, clients, and consumers of organizations that contract with ACT for service.	10+	MDOT/FTA	Yes	\$ -	\$ -	\$ -	\$ 1,282,493	\$ 1,282,493	Federal - 33% State - 67% County - 0% Other - 0%
Transportation	Specialized Services 2017-0003/PXX	The Specialized Services program provides medical, shopping, or recreational trips for seniors or persons with disabilities.	10+	MDOT/FTA	Yes	\$ -	\$ -	\$ -	\$ -	\$ -	Federal - 0% State - 45% County - 0% Other - 55%
Veteran Services	County Veteran Service Fund Grant	State program to provide emergent financial relief to veterans, service members, dependents or survivors. This is funding of last resort, to be used after all other available resources have been exhausted, such as Michigan Veterans Trust Fund, SSRF and MDHHS funding. Used to purchase Meijer food vouchers for distribution to eligible veterans under the grant.	1	Michigan Veteran Affairs Agency	No	\$ -	\$ -	\$ -	\$ 73,750	\$ 73,750	State - 100%
TOTALS							\$ 3,807,095	\$ 971,857	\$ 690,229	\$ 14,090,630	

VIN (last 4 digits)	Year	Make	Model	Notes	Funding Source
Courts 11					
3836	2017	Ford	TRANSIT CONNECT WAGON	Pending 2022 CIP Replacement	County CIP
2243	2017	Ford	TRANSIT 350 VAN	Pending 2022 CIP Replacement	County CIP
4378	2022	Ford	ESCAPE	2022 CIP Replacement	County CIP
3316	2019	Ford	FUSION		County CIP
3311	2022	Ford	ESCAPE	2022 CIP Replacement	County CIP
4614	2022	Ford	ESCAPE	2022 CIP Replacement	County CIP
8759	2020	Ford	FUSION		County CIP
3317	2019	Ford	FUSION		County CIP
8768	2020	Ford	FUSION		County CIP
3620	2018	Ford	TRANSIT CONNECT WAGON		County CIP
3388	2022	Ford	ESCAPE	2022 CIP Replacement	County CIP
Drain Commission 3					
4322	2017	Ford	AWD UTILITY PATROL		County CIP
0830	2018	Ford	F-250 Super CAB 4X4 Pickup		Drain Fund
8943	2017	Ford	F-250 CREW CAB 4X4 Pickup		Drain Fund
Emergency Management 3					
7273	2022	Ford	F-250 SUPER CREW 4X4		County CIP
0755	2014	Ford	F-150 SUPER CREW 4X4 SSV		County CIP
4446	2005	Ford	BORNFREE MOBILE COMMAND		Grant / Donated / Reassigned
Parks 7					
1587	2017	Ford	F-150 SUPER CAB 4X2 Pickup		County CIP
1586	2017	Ford	F-150 SUPER CAB 4X2 Pickup		County CIP
1588	2017	Ford	F-150 SUPER CAB 4X2 Pickup		County CIP
9704	2020	Ford	F-150 SUPER CAB 4X4 Pickup		County CIP
0652	2020	Ford	F-350 SUPER CAB 4X4 Pickup		County CIP
9494	2019	Ford	F-250 SUPER CAB 4X4 Pickup		County CIP
7271	2022	Ford	F-250 Super CAB 4X4 Pickup		County CIP
Facilities Department 9					
8793	2020	Ford	F-250 SUPER CAB 4X4 Pickup		County CIP
9701	2020	Ford	F-150 SUPER CREW 4X4 Pickup		County CIP
0831	2018	Ford	F-250 SUPER CAB 4X4 Pickup		County CIP
9112	2018	Ford	Transit MR-150 Cargo Van		County CIP
8792	2020	Ford	F-250 Super CAB 4X4 Pickup		County CIP
8791	2020	Ford	F-250 Super CAB 4X4 Pickup		County CIP
9492	2019	Ford	F-250 Super CAB 4X4 Pickup		County CIP
3030	2022	Ford	Transit Connect Wagon (Van)		County CIP
9493	2019	Ford	F-250 SUPER CAB 4X4 Pickup		County CIP
Health Department 9					
3832	2022	Ford	ESCAPE	2022 CIP Replacement	County CIP
5488	2022	Ford	ESCAPE	2022 CIP Replacement	County CIP
3381	2022	Ford	ESCAPE	2022 CIP Replacement	County CIP
3881	2022	Ford	AWD UTILITY PATROL	2022 CIP Replacement	County CIP
3986	2022	Ford	AWD UTILITY PATROL	2022 CIP Replacement	County CIP
4636	2022	Ford	AWD UTILITY PATROL	2022 CIP Replacement	County CIP
3827	2022	Ford	AWD UTILITY PATROL	2022 CIP Replacement	County CIP
4640	2022	Ford	AWD UTILITY PATROL	2022 CIP Replacement	County CIP
3523	2021	Ford	E-450 TRANSIT/BUS	2021 Expansion (Mobile Clinic)	County CIP
I.S. & EQ Department 3					
1018	2021	Ford	AWD UTILITY PATROL	2022 CIP Replacement	County CIP
949	2021	Ford	AWD UTILITY PATROL	2022 CIP Replacement	County CIP
967	2021	Ford	AWD UTILITY PATROL	2022 CIP Replacement	County CIP

VIN (last 4 digits)	Year	Make	Model	Notes	Funding Source
Medical Care Facility 1					
3424	2010	Chrysler	TOWN AND COUNTRY ADA VAN	Insurance only	Medical Care Facility
Pool Vehicle 7					
3739	2022	Ford	ESCAPE	2022 CIP Replacement	County CIP
4753	2022	Ford	ESCAPE	2022 CIP Replacement	County CIP
4766	2022	Ford	ESCAPE	2022 CIP Replacement	County CIP
4982	2022	Ford	ESCAPE	2022 CIP Replacement	County CIP
7554	2017	Ford	FUSION		County CIP
2021	2017	Ford	FUSION		County CIP
6870	2020	Ford	TRANSIT CONNECT WAGON	Transfer from Sheriiff Department	County CIP
Public Defender 2					
7553	2017	Ford	FUSION		County CIP
5470	2017	Ford	FUSION		County CIP
Sheriffs Department 82					
5599	2017	Ford	AWD UTILITY PATROL		County CIP
5593	2017	Ford	AWD UTILITY PATROL		County CIP
8916	2016	Ford	AWD UTILITY PATROL		County CIP
1771	2016	Ford	AWD UTILITY PATROL		County CIP
0668	2016	Ford	AWD UTILITY PATROL	Pending 2022 CIP Replacement	County CIP
2504	2020	Ford	AWD UTILITY PATROL		County CIP
6805	2017	Ford	AWD UTILITY PATROL		County CIP
1011	2021	Ford	AWD UTILITY PATROL	2022 Expansion (BOC 6/10/2021)	County CIP
5591	2017	Ford	AWD UTILITY PATROL		County CIP
6804	2017	Ford	AWD UTILITY PATROL		County CIP
5590	2017	Ford	AWD UTILITY PATROL		County CIP
2510	2020	Ford	AWD UTILITY PATROL		County CIP
0669	2016	Ford	AWD UTILITY PATROL		County CIP
5598	2017	Ford	AWD UTILITY PATROL		County CIP
2506	2020	Ford	AWD UTILITY PATROL		County CIP
2509	2020	Ford	AWD UTILITY PATROL		County CIP
8918	2016	Ford	AWD UTILITY PATROL	Pending 2022 CIP Replacement	County CIP
2325	2016	Ford	AWD UTILITY PATROL		County CIP
2326	2016	Ford	AWD UTILITY PATROL		County CIP
1767	2016	Ford	AWD UTILITY PATROL		County CIP
5597	2017	Ford	AWD UTILITY PATROL		County CIP
2324	2016	Ford	AWD UTILITY PATROL		County CIP
5595	2017	Ford	AWD UTILITY PATROL		County CIP
4858	2021	Ford	AWD UTILITY PATROL	2022 Expansion (BOC 6/10/2021)	County CIP
4859	2021	Ford	AWD UTILITY PATROL		County CIP
6802	2017	Ford	AWD UTILITY PATROL		County CIP
5596	2017	Ford	AWD UTILITY PATROL		County CIP
2503	2020	Ford	AWD UTILITY PATROL		County CIP
3963	2015	Ford	AWD UTILITY PATROL	Pending 2022 CIP Replacement	County CIP
4861	2021	Ford	AWD UTILITY PATROL	2022 Expansion (BOC 6/10/2021)	County CIP
5600	2017	Ford	AWD UTILITY PATROL		County CIP
0467	2015	Ford	AWD UTILITY PATROL	Pending 2022 CIP Replacement	County CIP
2508	2020	Ford	AWD UTILITY PATROL		County CIP
1770	2016	Ford	AWD UTILITY PATROL		County CIP
1769	2016	Ford	AWD UTILITY PATROL		County CIP
2505	2020	Ford	AWD UTILITY PATROL		County CIP
2507	2020	Ford	AWD UTILITY PATROL		County CIP
5592	2017	Ford	AWD UTILITY PATROL	Pending 2022 CIP Replacement	County CIP
8917	2016	Ford	AWD UTILITY PATROL	Pending 2022 CIP Replacement	County CIP

VIN (last 4 digits)	Year	Make	Model	Notes	Funding Source
4440	2021	Ford	AWD UTILITY PATROL	2022 Expansion (BOC 6/10/2021)	County CIP
3966	2015	Ford	AWD UTILITY PATROL	Pending 2022 CIP Replacement	County CIP
5594	2017	Ford	AWD UTILITY PATROL		County CIP
0675	2016	Ford	AWD UTILITY PATROL	Pending 2022 CIP Replacement	County CIP
1768	2016	Ford	AWD UTILITY PATROL	Pending 2022 CIP Replacement	County CIP
8182	2016	Ford	AWD UTILITY PATROL	Pending 2022 CIP Replacement	County CIP
4156	2022	Ford	AWD UTILITY PATROL	CIP replacement 2021 Wayland Twp	Township Contract
4163	2022	Ford	AWD UTILITY PATROL	CIP replacement 2021 Wayland Twp	Township Contract
Pending	2022	Ford	AWD UTILITY PATROL	CIP replacement 2022 Gunplain Twp	Township Contract
Pending	2022	Ford	AWD UTILITY PATROL	CIP replacement 2021 Lee Twp	Township Contract
Pending	2022	Ford	AWD UTILITY PATROL	CIP replacement 2021 Casco Twp	Township Contract
3635	2018	Ford	TRANSIT CONNECT WAGON		County CIP
4219	2022	Ford	AWD UTILITY PATROL		County CIP
7391	2019	Ford	TRANSIT 350 VAN		County CIP
7798	2009	Ford	TRANSIT VAN - PRISONER	Pending 2022 CIP Replacement	County CIP
3176	2016	Ford	F-150 SUPER CAB	Pending 2022 CIP Replacement	County CIP
5364	2012	Ford	F-150 PICK-UP	Replacement by existing pool only	Grant / Donated / Reassigned
5331	2022	Ford	ESCAPE	2022 Expansion (BOC 6/10/2021)	County CIP
4675	2022	Ford	ESCAPE	2022 CIP Replacement	County CIP
3400	2022	Ford	ESCAPE	2022 CIP Replacement	County CIP
3099	2022	Ford	ESCAPE	2022 CIP Replacement	County CIP
4019	2022	Ford	ESCAPE	2022 CIP Replacement	County CIP
5241	2022	Ford	ESCAPE	2022 CIP Replacement	County CIP
5472	2017	Ford	FUSION		County CIP
0829	2018	Ford	FUSION		County CIP
6634	2022	Ford	ESCAPE	2022 Expansion (BOC 6/10/2021)	County CIP
3169	2016	Ford	F-150 CREW CAB		County CIP
0754	2009	Ford	F-150 PICK-UP	2022 CIP Replacement	County CIP
2341	1992	Am General	Hum-V Stock #2320013897558	1033 program	Grant / Donated / Reassigned
5685	New	Am General	Hum-V Stock #2320014133739	1033 program	Grant / Donated / Reassigned
2694	1991	Am General	Hum-V	1033 program	Grant / Donated / Reassigned
2349	2007	International	Armored assault vehicle	1033 program	Grant / Donated / Reassigned
9113	2018	Ford	F150- TRANSIT VAN		County CIP
5418	2003	Ford	EXCURSION	2022 CIP Replacement	County CIP
3964	2015	Ford	AWD UTILITY PATROL	Replacement by existing pool only	County CIP
1589	2017	Ford	F-150 SUPER CAB 4X4 Pickup		County CIP
6114	2019	Ford	F-150 SUPER CAB 4X4 Pickup		County CIP
1590	2017	Ford	F-150 SUPER CAB 4X4 Pickup		County CIP
6115	2019	Ford	F-150 SUPER CAB 4X4 Pickup		County CIP
8919	2016	Ford	AWD UTILITY PATROL	Replacement by existing pool only	County CIP
0466	2015	Ford	AWD UTILITY PATROL	Replacement by existing pool only	County CIP
8183	2016	Ford	AWD UTILITY PATROL	Replacement by existing pool only	County CIP
5074	2014	Ford	AWD UTILITY PATROL	Replacement by existing pool only	County CIP

VIN (last 4 digits)	Year	Make	Model	Notes	Funding Source
Transportation 29					
4796	2016	Ford	F-350 4x4 TRUCK		MDOT
Pending	2021	Ford	15 PASS CUTAWAY	MDOT replacement 2023	MDOT
Pending	2021	Ford	15 PASS CUTAWAY	MDOT replacement 2023	MDOT
Pending	2021	Ford	15 PASS CUTAWAY	MDOT replacement 2023	MDOT
5842	2012	Ford	15 PASS CUTAWAY	MDOT replacement 2023	MDOT
9285	2012	Ford	20 PASS CUTAWAY	MDOT replacement 2023	MDOT
9284	2012	Ford	20 PASS CUTAWAY	MDOT replacement 2023	MDOT
0103	2015	Ford	16 PASS CUTAWAY		MDOT
5439	2015	Ford	16 PASS CUTAWAY		MDOT
5440	2015	Ford	16 PASS CUTAWAY		MDOT
0069	2015	Ford	10 PASS CUTAWAY	MDOT replacement 2023	MDOT
5423	2015	Ford	10 PASS CUTAWAY	MDOT replacement 2023	MDOT
5424	2015	Ford	10 PASS CUTAWAY	MDOT replacement 2023	MDOT
7725	2015	Ford	ELDORADO BUS		MDOT
0758	2016	Ford	16 PASS CUTAWAY		MDOT
3282	2017	Ford	E450 BUS		MDOT
3283	2017	Ford	E450 BUS		MDOT
8713	2018	Ford	ELDORADO BUS		MDOT
8714	2018	Ford	ELDORADO BUS		MDOT
4244	2019	Ford	ELDORADO BUS		MDOT
4247	2019	Ford	ELDORADO BUS		MDOT
4248	2019	Ford	ELDORADO BUS		MDOT
4252	2019	Ford	ELDORADO BUS		MDOT
7660	2019	Ford	TRANSIT 350 VAN		MDOT
8723	2020	Ford	ELDORADO BUS		MDOT
8728	2020	Ford	ELDORADO BUS		MDOT
8729	2020	Ford	ELDORADO BUS		MDOT
8730	2020	Ford	ELDORADO BUS		MDOT
8731	2020	Ford	ELDORADO BUS		MDOT

ALLEGAN COUNTY FEE INVENTORY (9/1/2016)							
DEPT or SERVICE AREA	PROGRAM or CORE SERVICE	FEE DESCRIPTION	TOTAL FEE AMT	ANNUAL AMOUNT COLLECTED	PORTION OF FEE RETAINED BY COUNTY	Fund . Activity . Line Item	WHO SETS THIS FEE AMOUNT (STATE, FEDERAL, BOARD, ELECTED OFFICIAL, INDIVIDUAL)
ACSO	Administration	Livescan	59.75		\$ 15.00	1010.301.628.11.00	BOC
ACSO	Administration	CPL App - Livescan	15		\$ 15.00	1010.301.628.11.00	State - highest we are allowed to collect by law.
ACSO	Administration	FOIA	Varies			1010.301.628.03.00	State Law / County Admin.
ACSO	Administration	Handgun Purchase Permits Notary	7.5		\$ 7.50	1010.301.609.01.00	ACSO
ACSO	Administration	Notarization Fee	2.5		\$ 2.50	1010.301.609.01.00	ACSO
ACSO	Administration	Fireworks/Explosive Permits	21		\$ 21.00	1010.301.486.00.00	BOC
ACSO	Administration	Livery Inspection	2		\$ 2.00	1010.301.628.02.00	?
ACSO	Administration	Certified Background Letter	30		\$ 30.00	1010.301.629.00.00	BOC
ACSO	Administration	Salvage Vehicle Inspections	100		\$ 100.00	1010.301.628.05.00	State ?
ACSO	Administration	Sex Offender Fee	50		\$ 20.00	1010.301.609.09.00	State Law
ACSO	Administration	Foreclosure Sale	50		\$ 50.00	1010.301.628.01.00	State Law
ACSO	Administration	Foreclosure Adjudgment Postings	8		\$ 8.00	1010.301.628.01.00	State Law
Administration	FOIA	See attached file					
Central Dispatch	None						
Circuit Court	Various	See attached file					
Clerk	Appeals from Circuit Court		\$ 25.00	\$ 200.00	\$ 25.00	101.215.608.09	State Statute
Clerk	Campaign Finance - late filing	\$10/da-\$300 max	\$10/da-\$300 max		All	101.215.613.00	State Statute
Clerk	Campaign Finance - late reporting	\$25/da-\$500 max	\$25/da-\$500 max			101.215.613.01	State Statute
Clerk	Circuit Court - Writ of Garnishment		\$ 15.00	\$ 2,100.00	\$ 10.00	101.215.608.08	State Statute
Clerk	Circuit Court Fax Filing Fee/record copy		\$5 + filing fee	\$ 8,000.00	\$ 5.00	101.215.613.03	LCR
Clerk	Circuit Court Motion fee		\$ 20.00	\$ 10,000.00	\$ 60.00	101.215.608.07	State Statute
Clerk	Dschg or assign of more than 1 doc	\$3.00 ea addnl liber (added to recording fee)	3/liber	In Recording Fee		101-236-614.02.00	State Statute
Clerk	Election - Nomination-forfeiture	School & Library Filings	\$ 100.00	\$ 1,000.00	All	101.215.658.00	State Statute
Clerk	Election canvass reimbursement	Actual billed to units			All	101.215.683.00	State Statute
Clerk	Election-recount fee	Vote Spread less than .5% or 50 votes	25/precinct	\$ 200.00	\$ 25.00	101.215.613.01	State Statute
Clerk	Election-recount fee	Vote Spread more than .5% or 50 votes	\$ 125.00		\$ 125.00	101.215.613.01	State Statute
Clerk	Precinct list of registered voters	\$25/precinct			\$25	101.215.683.05	Commissioners
Clerk	Precinct list of registered voters	Entire County-paper	\$ 400.00		\$ 400.00	101.215.683.05	Commissioners
Clerk	Precinct list of registered voters	Entire County-disc	\$ 115.00		\$ 115.00	101.215.683.05	Commissioners
Clerk	Recording fees - eff: 10/1/16	per document	\$ 30.00	\$ 500,000.00	\$21.00 or \$25.00	101-236-614.02.00	State Statute
Clerk	Registered voter labels	20/precinct+.015/label				101.215.683.05	Commissioners
Clerk	School cost reimbursement-no other issue on ballot	Actual billed to units	varies		All	101.215.683.00	State Statute
District Court	Civil	Civil Jury Demand Fee	\$ 50.00	\$ 300.00	\$ 240.00	1010.136.609.01.00	Statute
District Court	Civil	Forms Fee	\$1/per form	\$ 1,948.00	\$ 1,948.00	1010.136.609.01.00	Local Administrative Order
District Court	Civil	Mailing Fee Small Claims	\$12/case	\$ 1,491.00	\$ 1,491.00	1010.136.609.01.00	Local Administrative Order
District Court	Civil	Garnishment Fee	\$ 15.00	\$ 102,075.00	\$ 102,075.00	1010.136.609.00.00	Statute
District Court	Civil	Writ Fee	\$ 15.00	\$ 6,015.00	\$ 6,015.00	1010.136.609.00.00	Statute
District Court	Civil	Civil Filing Fees	\$30-\$170	\$ 213,175.00	\$ 75,646.00	1010.136.609.00.00	Statute
District Court	Civil	Motion Fee	\$ 20.00	\$ 9,680.00	\$ 9,680.00	1010.136.609.04.00	Statute
District Court	Judicial Proceedings	DVD/Video Fee	\$20/DVD	\$ 300.00	\$ 300.00	1010.136.609.01.00	Local Administrative Order
District Court	Service for Citizens	Marriage Fee	\$ 10.00	\$ 1,250.00	\$ 1,250.00	1010.136.609.01.00	Statute
District Court	Traffic/Criminal	DNA Assessment Fee	\$ 60.00	\$ 120.00	\$ 46.00	1010.136.604.00.00	Statute
District Court	Traffic/Criminal	Crime Victim Fee	\$75 per case	\$ 269,861.89	\$ 28,556.00	1010.136.607.02.00	Statute
District Court	Traffic/Criminal	Driver License Reinstatement	\$ 45.00	\$ 72,650.80	\$ 25,393.71	1010.136.609.02.00	Statute
District Court	Traffic/Criminal	Insurance Fee	\$ 25.00	\$ 15,833.00	\$ 15,833.00	1010.136.682.00.00	Statute
District Court	Traffic/Criminal	20% late fee	various	\$ 76,625.29	\$ 76,625.29	1010.136.604.00.00	Statute
District Court	Traffic/criminal & civil	Copy Fee	\$1/per page	\$ 2,810.50	\$ 2,810.50	1010.136.609.01.00	Local Administrative Order
District Court	Traffic/criminal & civil	Appeal Fee	\$ 25.00	\$ 25.00	\$ 25.00	1010.136.609.01.00	Statute
District Court	Traffic/criminal & civil	Certified Copy Fee	\$ 10.00	\$ 3,300.00	\$ 3,300.00	1010.136.609.01.00	Statute
District Court	Traffic/criminal & civil	Bad Check Fee	\$ 25.00	\$ 650.00	\$ 650.00	1010.136.618.00.00	Costs of recovery
District Court Probation	Probation	Assessment	\$ 100.00	\$ 42,893.50	\$ 42,893.50	1010.152.609.04.00	Costs of Service
Drain	Engineering	review drain plans	\$100.00 per hour	\$ 45,880.00	\$ 45,880.00	1010.275.629.00.00	Elected official
Drain	Engineering	plat filing & inspections	\$100.00 per hour	\$ 200.00	\$ 200.00	1010.275.627.03.00	Elected official
Drain	Engineering	site admin fee	\$ 50.00	\$ 100.00	\$ 100.00	1010.275.627.03.00	Elected official

ALLEGAN COUNTY FEE INVENTORY

(9/1/2016)

DEPT or SERVICE AREA	PROGRAM or CORE SERVICE	FEE DESCRIPTION	TOTAL FEE AMT	ANNUAL AMOUNT COLLECTED	PORTION OF FEE RETAINED BY COUNTY	Fund . Activity . Line Item	WHO SETS THIS FEE AMOUNT (STATE, FEDERAL, BOARD, ELECTED OFFICIAL, INDIVIDUAL)
Information Services	GIS	First Custom Map Print - 8.5"x11"	\$2.00				
Information Services	GIS	First Custom Map Print - 11"x17"	\$5.00				
Information Services	GIS	First Custom Map Print - 17"x22"	\$10.00				
Information Services	GIS	First Custom Map Print - 22"x36"	\$15.00				
Information Services	GIS	First Custom Map Print - 36"x44"	\$20.00				
Information Services	GIS	Additional Prints of Same Map - 8.5"x11"	\$1.00				
Information Services	GIS	Additional Prints of Same Map - 11"x17"	\$2.00				
Information Services	GIS	Additional Prints of Same Map - 17"x22"	\$5.00				
Information Services	GIS	Additional Prints of Same Map - 22"x36"	\$7.00				
Information Services	GIS	Additional Prints of Same Map - 36"x44"	\$10.00				
Information Services	GIS	ADD ON: Special Media (Mylar, cardstock, etc.) in 8.5"x11"	\$2.00				
Information Services	GIS	ADD ON: Special Media (Mylar, cardstock, etc.) in 11"x17"	\$4.00				
Information Services	GIS	ADD ON: Special Media (Mylar, cardstock, etc.) in 17"x22"	\$8.00				
Information Services	GIS	ADD ON: Special Media (Mylar, cardstock, etc.) in 22"x36"	\$10.00				
Information Services	GIS	ADD ON: Special Media (Mylar, cardstock, etc.) in 36"x44"	\$12.00				
Information Services	GIS	Digital Map (PDF, TIFF, JPEG, etc.)	\$5.00 per file, any size				
Information Services	GIS	Digital Media (CD/DVD Burning)	\$5.00 per disc				
Information Services	GIS	Shipping & Handling (envelopes/small tubes)	\$5.00				
Information Services	GIS	Shipping & Handling (packages/large tubes)	\$10.00				
Parks	Bysterveld Park Pavilion Rental/Reservation - 1/2 day	Fee for renting/reserving pavilion	\$80	Varies annual - 5 year average: \$1696.00	All	2080.098.669.00.00	Board
Parks	Bysterveld Park Pavilion Rental/Reservation - All day	Fee for renting/reserving pavilion	\$150	Varies annual - 5 year average: \$1696.00	All	2080.097.669.00.00	Board
Parks	Dumont Lake Park Pavilion Rental/Reservation - All Day	Fee for renting/reserving pavilion	\$80.00	Varies annual - 5 year average: \$1,835.00	All	2080.090.669.00.00	Board
Parks	Dumont Lake Park Pavilion Rental/Reservation 1/2 Day	Fee for renting/reserving pavilion	\$50.00	Varies annual - 5 year average: \$1,835.00	All	2080.090.669.00.00	Board
Parks	Dumont Lake Park Watercraft Launch	Fee for using watercraft launch	\$6.00	Varies annual - 5 year average: \$4156	All	2080.090.609.04.00	Board
Parks	Ely Lake Trail Fees	Fee for using equestrian trail	\$5.00	Varies annual - 5 year average: \$267	All	2080.095.609.04.00	Board
Parks	Ely Lake Campsite fees	Fee for overnight camping usage with no horse or have season pass	\$12.00	Varies annual - 5 year average: \$13,156.00	All	2080.095.669.00.00	Board

ALLEGAN COUNTY FEE INVENTORY (9/1/2016)							
DEPT or SERVICE AREA	PROGRAM or CORE SERVICE	FEE DESCRIPTION	TOTAL FEE AMT	ANNUAL AMOUNT COLLECTED	PORTION OF FEE RETAINED BY COUNTY	Fund . Activity . Line Item	WHO SETS THIS FEE AMOUNT (STATE, FEDERAL, BOARD, ELECTED OFFICIAL, INDIVIDUAL)
Parks	Ely Lake Campsite fees	Fee for overnight camping usage with horse and no season pass	\$12.00 pluss \$3.00 per horse	Varies annual - 5 year average: \$13,156.00	All	2080.095.669.00.00	Board
Parks	Gun Lake Park Pavilion Rental/Reservation - 1/2 Day	Fee for renting/reserving pavilion	\$50.00	Varies annual - 5 year average: \$1,602.00	All	2080.091.669.00.00	Board
Parks	Gun Lake Park Pavilion Rental/Reservation - All Day	Fee for renting/reserving pavilion	\$80.00	Varies annual - 5 year average: \$1,602.00	All	2080.091.669.00.00	Board
Parks	Gun Lake Park Watercraft Launch	Fee for using watercraft launch	\$6.00	Varies annual - 5 year average: \$8849	All	2080.091.609.04.00	Board
Parks	Littlejohn Lake Park Pavilion Rental/Reservation - 1/2 day	Fee for renting/reserving pavilion	\$160	Varies annual - 5 year average: \$2290.00	All	2080.092.669.00.00	Board
Parks	Littlejohn Lake Park Pavilion Rental/Reservation - All Day	Fee for renting/reserving pavilion	\$100	Varies annual - 5 year average: \$2290.00	All	2080.092.669.00.00	Board
Parks	New Richmond Park Watercraft Launch	Fee for using watercraft launch	\$6.00		All	2080.098.609.04.00	Board
Parks	Park Season Pass	For boaters and equestrian users	\$25.00	Varies annual - 5 year average: \$13,807.00	All	2080.751.609.04.00	Board
Parks	Pine Point Campsite fees	Fee for overnight camping usage with no horse or have season pass	\$12.00	Varies annual - 5 year average: \$5,453.00	All	2080.096.669.00.00	Board
Parks	Pine Point Campsite fees	Fee for overnight camping usage with horse and no season pass	\$12.00 pluss \$3.00 per horse	Varies annual - 5 year average: \$5,453.00	All	2080.096.669.00.00	Board
Parks	Pine Point Trail Fees	Fee for using equestrian trail	\$5.00	Varies annual - 5 year average: \$85	All	2080.096.609.04.00	Board
Parks	Silver Creek Campsite fees	Fee for overnight camping usage with no horse or have season pass	\$12.00	Varies annual - 5 year average: \$19,556.00	All	2080.093.669.00.00	Board
Parks	Silver Creek Campsite fees	Fee for overnight camping usage with horse and no season pass	\$12.00 pluss \$3.00 per horse	Varies annual - 5 year average: \$19,556.00	All	2080.093.669.00.00	Board
Parks	Silver Creek Trail Fees	Fee for using equestrian trail	\$5.00	Varies annual - 5 year average: \$1401	All	2080.093.609.04.00	Board
Parks	Special Event Permit Application Fee	Special Event Permit Application Fee	\$25.00	Varies annual - 5 year average: \$450	All	2080.751.609.04.00	Board
Parks	West Side Park Pavilion Rental/Reservation - 1/2 day	Fee for renting/reserving pavilion	\$50.00	Varies annual - 5 year average: \$3093	All	2080.094.669.00.00	Board
Parks	West Side Park Pavilion Rental/Reservation - All Day	Fee for renting/reserving pavilion	\$80.00	Varies annual - 5 year average: \$3093	All	2080.094.669.00.00	Board
Probate Court	Probate Court Filings	Demand for Jury Trial	\$30.00	\$0	100%	1010.148.611.00.00	MCL 600.857(3)
Probate Court	Probate Court Filings	Motion, Objection, Peti	\$20.00	\$6,760.59	50%	7010.000.228.42.07;	MCL 600.880b(1)-(2)
Probate Court	Probate Court Filings	Appeal to Circuit Court	\$25.00	\$0	100%	1010.148.611.00.00	MCL 600.880c(1)
Probate Court	Probate Court Filings	Issuance of a Commissi	\$7.00	\$0	47.5%	7010.000.228.06.00;	MCL 600.874(1)(b)
Probate Court	Probate Court Filings	Electronic Filing System	\$25.00	\$ 3,600.00	0%	1010.148.611.00.00	MCL 600.1986(1)(a)
Probate Court	Probate Court Filings	Demand for Notice (No Estate Pending)	\$150.00	\$0	0%	7010.000.228.58.00	MCL 600.880(1)
Probate Court	Probate Court Filings	Petition for Assignment of Estate under \$15,000	\$25.00	\$ 3,542.37	0%	7010.000.228.42.07	MCL 600.880(2)
Probate Court	Probate Court Filings	Value of Estate as Reflected in Inventory	\$5.00 - \$∞	\$ 27,799.69	47.5%	7010.000.228.06.00;	MCL 600.871(1)

ALLEGAN COUNTY FEE INVENTORY

(9/1/2016)

DEPT or SERVICE AREA	PROGRAM or CORE SERVICE	FEE DESCRIPTION	TOTAL FEE AMT	ANNUAL AMOUNT COLLECTED	PORTION OF FEE RETAINED BY COUNTY	Fund . Activity . Line Item	WHO SETS THIS FEE AMOUNT (STATE, FEDERAL, BOARD, ELECTED OFFICIAL, INDIVIDUAL)
Probate Court	Probate Court Filings	Civil Summons and Complaint, Petition/Application - Probate, Estate Proceeding, Trust, Guardianship, Conservatorship, Protective Proceeding, Request for Notice (no proceeding pending); Motion and Order for Delayed Registration of Foreign Birth; Petition to Establish Death of Victim of Accident or Disaster; Petition under Uniform Transfers to Minors Act (Act 433 of 1998); Drain Appeal; Advanced Directive Proceeding; Petition for Order to Donate Kidney by Minor	\$150.00	\$24,625.00	0%	7010.000.228.58.00	MCL 600.880(1)
Probate Court	Probate Court Filings	Registration of Trust; Will Filed for Safekeeping	\$25.00	\$16260.84 (shared acct with copies)	100%	1010.148.611.00.00	MCL 600.880c(2)
Probate Court	Probate Court Filings	Performance of Marriage Ceremony	\$10.00	\$0	47.50%	7010.000.228.06.00; 1010.148.611.00.00	MCL 600.874(1)(a)
Probate Court	Probate Court Filings	Secret Marriage License	\$3.00	\$0	66.67%	7010.000.228.06.00; 1010.148.611.00.00	MCL 551.202
Probate Court	Probate Court Filings	Petition to Open Safe Deposit Box	\$10.00	\$0	100%	1010.148.611.00.00	MCL 700.2517(2)(a)
Probate Court	Probate Court Filings	Certified Copy	\$10.00	\$ 2,324.00	100%	1010.148.613.01.00	MCL 600.2546
Probate Court	Probate Court Filings	Copy (not certified)	\$1.00	\$16260.84 (shared acct with registration of trust)	100%	1010.148.611.00.00	MCL 600.2546
Probate Court	Probate Court Filings	Certified Copy of Deposition	\$0.03/page for each copy of deposition furnished	\$0	47.50%	7010.000.228.06.00; 1010.148.611.00.00	MCL 600.874(1)(C)
Probate Court	Probate Court Filings	Taking, Certifying, Sealing, and Forwarding Deposition to Appellate Court	\$5.00 + \$0.10/page	\$0	47.50%	7010.000.228.06.00; 1010.148.611.00.00	MCL 600.874(1)(C)
Public Health	Imms MDHHS Vaccine VFC	DTaP	\$ 15.00	\$ 3,397.00	\$ 3,397.00	2210.621.627.06.00	BOC
Public Health	Imms MDHHS Vaccine VFC	DTaP-Hep B - IPV	\$ 15.00	See Imms Total	\$ -	2210.621.627.06.00	BOC
Public Health	Imms MDHHS Vaccine VFC	DT	\$ 15.00	See Imms Total	\$ -	2210.621.627.06.00	BOC
Public Health	Imms MDHHS Vaccine VFC	DTaP - IPV	\$ 15.00	See Imms Total	\$ -	2210.621.627.06.00	BOC
Public Health	Imms MDHHS Vaccine VFC	DTaP - Hib - IPV	\$ 15.00	See Imms Total	\$ -	2210.621.627.06.00	BOC
Public Health	Imms MDHHS Vaccine VFC	Td (Wound: Yes **)	\$ 15.00	See Imms Total	\$ -	2210.621.627.06.00	BOC
Public Health	Imms MDHHS Vaccine VFC	Tdap	\$ 15.00	See Imms Total	\$ -	2210.621.627.06.00	BOC
Public Health	Imms MDHHS Vaccine VFC	ActHIB	\$ 15.00	See Imms Total	\$ -	2210.621.627.06.00	BOC
Public Health	Imms MDHHS Vaccine VFC	PedvaxHIB	\$ 15.00	See Imms Total	\$ -	2210.621.627.06.00	BOC
Public Health	Imms MDHHS Vaccine VFC	IPV	\$ 15.00	See Imms Total	\$ -	2210.621.627.06.00	BOC
Public Health	Imms MDHHS Vaccine VFC	MMR	\$ 15.00	See Imms Total	\$ -	2210.621.627.06.00	BOC
Public Health	Imms MDHHS Vaccine VFC	Varicella	\$ 15.00	See Imms Total	\$ -	2210.621.627.06.00	BOC
Public Health	Imms MDHHS Vaccine VFC	Hib - Hep B	\$ 15.00	See Imms Total	\$ -	2210.621.627.06.00	BOC
Public Health	Imms MDHHS Vaccine VFC	Hep B Pediatric	\$ 15.00	See Imms Total	\$ -	2210.621.627.06.00	BOC
Public Health	Imms MDHHS Vaccine VFC	HepB Adult *** below	\$ 15.00	See Imms Total	\$ -	2210.621.627.06.00	BOC
Public Health	Imms MDHHS Vaccine VFC	Hepatitis A & B 1 2 3	\$ 15.00	See Imms Total	\$ -	2210.621.627.06.00	BOC
Public Health	Imms MDHHS Vaccine VFC	PPV23 (Pneu)	\$ 15.00	See Imms Total	\$ -	2210.621.627.06.00	BOC
Public Health	Imms MDHHS Vaccine VFC	Prevnar 13	\$ 15.00	See Imms Total	\$ -	2210.621.627.06.00	BOC
Public Health	Imms MDHHS Vaccine VFC	Hep A Adult 1 2	\$ 15.00	See Imms Total	\$ -	2210.621.627.06.00	BOC
Public Health	Imms MDHHS Vaccine VFC	Hep A Pediatric	\$ 15.00	See Imms Total	\$ -	2210.621.627.06.00	BOC
Public Health	Imms MDHHS Vaccine VFC	Menactra (MCV4)	\$ 15.00	See Imms Total	\$ -	2210.621.627.06.00	BOC
Public Health	Imms MDHHS Vaccine VFC	Rotavirus RV5(3 doses)	\$ 15.00	See Imms Total	\$ -	2210.621.627.06.00	BOC
Public Health	Imms MDHHS Vaccine VFC	Rotavirus RV1(2 doses)	\$ 15.00	See Imms Total	\$ -	2210.621.627.06.00	BOC
Public Health	Imms MDHHS Vaccine VFC	MMRV	\$ 15.00	See Imms Total	\$ -	2210.621.627.06.00	BOC
Public Health	Imms MDHHS Vaccine VFC	HPV4 1 2 3	\$ 15.00	See Imms Total	\$ -	2210.621.627.06.00	BOC

ALLEGAN COUNTY FEE INVENTORY

(9/1/2016)

DEPT or SERVICE AREA	PROGRAM or CORE SERVICE	FEE DESCRIPTION	TOTAL FEE AMT	ANNUAL AMOUNT COLLECTED	PORTION OF FEE RETAINED BY COUNTY	Fund . Activity . Line Item	WHO SETS THIS FEE AMOUNT (STATE, FEDERAL, BOARD, ELECTED OFFICIAL, INDIVIDUAL)
Public Health	Imms MDHHS Vaccine VFC	TIV 6-35mo 0.25ml P free	\$ 15.00	See Imms Total	\$ -	2210.621.627.06.00	BOC
Public Health	Imms MDHHS Vaccine VFC	TIV 6-35mo. 0.25ml	\$ 15.00	See Imms Total	\$ -	2210.621.627.06.00	BOC
Public Health	Imms MDHHS Vaccine VFC	TIV >3yrs 0.5ml P free SDV	\$ 15.00	See Imms Total	\$ -	2210.621.627.06.00	BOC
Public Health	Imms MDHHS Vaccine VFC	TIV>3yrs 0.5ml P free SYR	\$ 15.00	See Imms Total	\$ -	2210.621.627.06.00	BOC
Public Health	Imms MDHHS Vaccine VFC	TIV 3 yrs. & older 0.5ml	\$ 15.00	See Imms Total	\$ -	2210.621.627.06.00	BOC
Public Health	Imms MDHHS Vaccine VFC	LAIV 2 yrs. & older mist	\$ 15.00	See Imms Total	\$ -	2210.621.627.06.00	BOC
Public Health	Imms Private Vaccine Fee	HPV4 1 2 3	\$ 141.00	See Imms Total	\$ -	2210.621.627.06.00	BOC
Public Health	Imms Private Vaccine Fee	Menomune (MPSV4)	\$ 110.00	See Imms Total	\$ -	2210.621.627.06.00	BOC
Public Health	Imms Private Vaccine Fee	Menactra (MCV4)	\$ 112.00	See Imms Total	\$ -	2210.621.627.06.00	BOC
Public Health	Imms Private Vaccine Fee	Rotavirus Pentavalent RV5	\$ 94.00	See Imms Total	\$ -	2210.621.627.06.00	BOC
Public Health	Imms Private Vaccine Fee	Varicella	\$ 90.00	See Imms Total	\$ -	2210.621.627.06.00	BOC
Public Health	Imms Private Vaccine Fee	Prevnar 13	\$ 125.00	See Imms Total	\$ -	2210.621.627.06.00	BOC
Public Health	Imms Private Vaccine Fee	MMR	\$ 60.00	See Imms Total	\$ -	2210.621.627.06.00	BOC
Public Health	Imms Private Vaccine Fee	Hepatitis A & B 1 2 3	\$ 60.00	See Imms Total	\$ -	2210.621.627.06.00	BOC
Public Health	Imms Private Vaccine Fee	Tdap	\$ 52.00	See Imms Total	\$ -	2210.621.627.06.00	BOC
Public Health	Imms Private Vaccine Fee	Hep B Adult*** 1 2 3	\$ 45.00	See Imms Total	\$ -	2210.621.627.06.00	BOC
Public Health	Imms Private Vaccine Fee	PPV23 (Pneu)	\$ 45.00	See Imms Total	\$ -	2210.621.627.06.00	BOC
Public Health	Imms Private Vaccine Fee	Hep A Adult 1 2	\$ 45.00	See Imms Total	\$ -	2210.621.627.06.00	BOC
Public Health	Imms Private Vaccine Fee	IPV	\$ 45.00	\$ 2,500.00	\$ 2,500.00	2210.621.627.06.00	BOC
Public Health	Imms Private Vaccine Fee	Hep A Pediatric 1 2	\$ 35.00	See Imms Total	\$ -	2210.621.627.06.00	BOC
Public Health	Imms Private Vaccine Fee	Td (Wound: Yes **)	\$ 35.00	See Imms Total	\$ -	2210.621.627.06.00	BOC
Public Health	Imms Private Vaccine Fee	Hep B Peds 1 2 3	\$ 30.00	See Imms Total	\$ -	2210.621.627.06.00	BOC
Public Health	Imms Private Vaccine Fee	TIV 3 yrs & older 0.5ml	\$ 30.00	See Imms Total	\$ -	2210.621.627.06.00	BOC
Public Health	Imms Private Vaccine Fee	LAIV 2 yrs. & older Mist	\$ 40.00	\$ 300.00	\$ 300.00	2210.621.627.06.00	BOC
Public Health	Lead Program Private Fee	Lead testing	\$ 20.00	\$ 20.00	\$ 20.00	2210.617.682.00.00	BOC
Public Health	Lead Program State Fee	Lead testing fee MDCH	\$ 17.00	\$ 17.00	\$ -	2210.617.682.00.00	MDHHS
Public Health	CD Program	TB Skin Test 1 2	\$ 15.00	\$ 1,125.00	\$ 1,125.00	2210.623.627.02.00	BOC
Public Health	STD/HIV	STD Office visit (blood draw)	\$ 40.00	\$ 1,488.00	\$ 1,488.00	2210.622.682.00.00	BOC
Public Health	STD/HIV	Treatment	\$ 5.00	See STD/HIV Total	\$ -	2210.622.682.00.00	BOC
Public Health	STD/HIV	Orasure	\$ 5.00	See STD/HIV Total	\$ -	2210.622.682.00.00	BOC
Public Health	STD/HIV	Court Order testing	\$ 58.00	See STD/HIV Total	\$ -	2210.622.682.00.00	BOC
Public Health	Vision & Hearing Program	V & H Screening Full Day	\$ 95.00	\$ 8,225.00	\$ 8,225.00	2210.606.627.09.00 & 2210.607.627.09.00	BOC
Public Health	Vision & Hearing Program	V & H Screening 1/2 day	\$ 50.00	See Full Day	\$ -	2210.606.627.09.00 & 2210.607.627.09.00	BOC
Public Health	Imms Program	Duplicate Record	\$ 5.00	\$ 150.00	\$ 150.00	2210.621.627.06.00	BOC
Public Health	EH Services Body Art	Initial Inspection 3 year	\$ 300.00	\$ 300.00	\$ 300.00	2210.609.454.00.00	BOC
Public Health	EH Services Body Art	Inspection/License-Temporary/Mobile/Event (operate < 2 wks)	\$ 215.00	\$ -	\$ -	2210.609.454.00.00	BOC
Public Health	EH Services Body Art	Annual Inspection/License Renewal	\$ 175.00	\$ 1,050.00	\$ 1,050.00	2210.609.454.00.00	BOC
Public Health	EH Services Body Art	Inspection: Operating w/o license-Fixed location	\$ 600.00	\$ -	\$ -	2210.609.454.00.00	BOC
Public Health	EH Services Body Art	Inspection: Operating w/o license-Temp/mobile/event	\$ 430.00	\$ -	\$ -	2210.609.454.00.00	BOC
Public Health	EH Services Body Art	Plan Review (Remodel & change of location)	\$ 175.00	\$ -	\$ -	2210.609.454.00.00	BOC
Public Health	EH Services Body Art	Reinspection-Follow up of violations	\$ 105.00	\$ -	\$ -	2210.609.454.00.00	BOC
Public Health	EH Services Body Art	Reinspection-Failure to comply	\$ 175.00	\$ -	\$ -	2210.609.454.00.00	BOC
Public Health	EH Services Body Art	License reinstatement	\$ 350.00	\$ -	\$ -	2210.609.454.00.00	BOC
Public Health	EH Services Body Art	Failure to report employee to HD w/in 60 days	\$ 50.00	\$ -	\$ -	2210.609.454.00.00	BOC
Public Health	EH Services Body Art	Violation of any body art rule or law*	\$ 100.00	\$ -	\$ -	2210.609.454.00.00	BOC

ALLEGAN COUNTY FEE INVENTORY

(9/1/2016)

DEPT or SERVICE AREA	PROGRAM or CORE SERVICE	FEE DESCRIPTION	TOTAL FEE AMT	ANNUAL AMOUNT COLLECTED	PORTION OF FEE RETAINED BY COUNTY	Fund . Activity . Line Item	WHO SETS THIS FEE AMOUNT (STATE, FEDERAL, BOARD, ELECTED OFFICIAL, INDIVIDUAL)
Public Health	EH Services Body Art	Selling to OR piercing minor (w/o consent)	\$ 500.00	\$ -	\$ -	2210.609.454.00.00	BOC
Public Health	EH Services Body Art	Failure to comply w/ sterilization procedures	\$ 500.00	\$ -	\$ -	2210.609.454.00.00	BOC
Public Health	EH Services Body Art	Failure to practice universal precautions	\$ 500.00	\$ -	\$ -	2210.609.454.00.00	BOC
Public Health	Food Program - Licensing	0-15 Seats	\$ 380.00	\$ 199,871.00	\$ 199,871.00	2210.610.453.00.00	BOC
Public Health	Food Program - Licensing	16-49	\$ 427.00	See Food Program Total	\$ -	2210.610.453.00.00	BOC
Public Health	Food Program - Licensing	50-100	\$ 473.00	See Food Program Total	\$ -	2210.610.453.00.00	BOC
Public Health	Food Program - Licensing	101-125	\$ 519.00	See Food Program Total	\$ -	2210.610.453.00.00	BOC
Public Health	Food Program - Licensing	125+	\$ 600.00	See Food Program Total	\$ -	2210.610.453.00.00	BOC
Public Health	Food Program - Licensing	Tax Exempt/Non Profit	\$ 196.00	See Food Program Total	\$ -	2210.610.453.00.00	BOC
Public Health	Food Program - Licensing	Profit - Limited License	\$ 254.00	See Food Program Total	\$ -	2210.610.453.00.00	BOC
Public Health	Food Program - Licensing	SCHOOLS - Main Preparation Kitchen	\$ 485.00	See Food Program Total	\$ -	2210.610.453.00.00	BOC
Public Health	Food Program - Licensing	SCHOOLS - Satellite Kitchen	\$ 254.00	See Food Program Total	\$ -	2210.610.453.00.00	BOC
Public Health	Food Program - Licensing	Vending Company Fee - one per company	\$ 23.00	See Food Program Total	\$ -	2210.610.453.00.00	BOC
Public Health	Food Program - Licensing	Vending Machine Location - for each location	\$ 57.00	See Food Program Total	\$ -	2210.610.453.00.00	BOC
Public Health	Food Program - Licensing	Per Machine - at each Location	\$ 8.00	See Food Program Total	\$ -	2210.610.453.00.00	BOC
Public Health	Food Program - Licensing	Application received 10 business days prior to the event	\$ 106.00	See Food Program Total	\$ -	2210.610.453.00.00	BOC
Public Health	Food Program - Licensing	LATE FEE \$50.00 if received < 10 business days prior to the event	\$ 156.00	See Food Program Total	\$ -	2210.610.453.00.00	BOC
Public Health	Food Program - Licensing	Non Profit Organization > 10 business days prior to the event	\$ 80.00	See Food Program Total	\$ -	2210.610.453.00.00	BOC
Public Health	Food Program - Licensing	LATE FEE \$50.00 if received < 10 business days prior to the event	\$ 130.00	See Food Program Total	\$ -	2210.610.453.00.00	BOC
Public Health	Food Program - Licensing	STFU License Fee	\$ 109.00	See Food Program Total	\$ -	2210.610.453.00.00	BOC
Public Health	Food Program - Licensing	STFU Non-Profit	\$ 109.00	See Food Program Total	\$ -	2210.610.453.00.00	BOC
Public Health	Food Program - Licensing	STFU Inspection Fee .	\$ 90.00	See Food Program Total	\$ -	2210.610.453.00.00	BOC
Public Health	Food Program - Licensing	Follow-up evaluation fee assessed on 2 and more follow ups AND on Increased Frequency Inspections	\$ 110.00	See Food Program Total	\$ -	2210.610.453.00.00	BOC
Public Health	Food Program - Licensing	Administrative Review	\$ 220.00	See Food Program Total	\$ -	2210.610.453.00.00	BOC
Public Health	Food Program - Licensing	Office Conference	\$ 220.00	See Food Program Total	\$ -	2210.610.453.00.00	BOC
Public Health	Food Program - Licensing	Informal Hearing	\$ 440.00	See Food Program Total	\$ -	2210.610.453.00.00	BOC
Public Health	Food Program - Licensing	Formal Hearing	\$ 880.00	See Food Program Total	\$ -	2210.610.453.00.00	BOC
Public Health	Food Program - Licensing	Site Review	\$ 231.00	See Food Program Total	\$ -	2210.610.453.00.00	BOC
Public Health	Food Program - Licensing	Plan Review STFU	\$ 346.00	See Food Program Total	\$ -	2210.610.453.00.00	BOC
Public Health	Food Program - Licensing	Plan Review Remodel	\$ 346.00	See Food Program Total	\$ -	2210.610.453.00.00	BOC
Public Health	Food Program - Licensing	Plan Review New	\$ 693.00	See Food Program Total	\$ -	2210.610.453.00.00	BOC
Public Health	Food Program - Licensing	Food Course	\$ 125.00	\$ 8,825.00	\$ 8,825.00	2210.610.682.00.00	BOC

ALLEGAN COUNTY FEE INVENTORY (9/1/2016)							
DEPT or SERVICE AREA	PROGRAM or CORE SERVICE	FEE DESCRIPTION	TOTAL FEE AMT	ANNUAL AMOUNT COLLECTED	PORTION OF FEE RETAINED BY COUNTY	Fund . Activity . Line Item	WHO SETS THIS FEE AMOUNT (STATE, FEDERAL, BOARD, ELECTED OFFICIAL, INDIVIDUAL)
Public Health	Food Program - Licensing	Food Course Exam Only	\$ 50.00	See Food Course Total	\$ -	2210.610.682.00.00	BOC
Public Health	EH Services	Campgrounds	\$75.00 + 25/site	\$ 3,710.00	\$ 3,710.00	2210.609.452.00.00	BOC
Public Health	EH Services	Filing Fee for Appeal of Denied Sewage Disposal System Permit	\$ 60.00	\$ -	\$ -	2210.604.682.00.00	BOC
Public Health	EH Septic	Alternative Sewage System Permit	\$ 275.00	See Sewage Permit Total	\$ -	2210.611.480.00.00	BOC
Public Health	EH Septic	Sewage Disposal Permit Residential (1&2 family)	\$ 125.00	\$ 96,965.00	\$ 96,965.00	2210.611.480.00.00	BOC
Public Health	EH Septic	Sewage Disposal Permit Residential (3 or more families)	\$ 225.00	See Sewage Permit Total	\$ -	2210.611.480.00.00	BOC
Public Health	EH Septic	Repair Septic Permit Residential (1 & 2 Family)	\$ 250.00	See Sewage Permit Total	\$ -	2210.611.480.00.00	BOC
Public Health	EH Septic	Repair Septic Permit Residential (3 or more families)	\$ 350.00	See Sewage Permit Total	\$ -	2210.611.480.00.00	BOC
Public Health	EH Septic	Commercial(<2,000 gallon capacity)	\$ 125.00	See Sewage Permit Total	\$ -	2210.611.480.00.00	BOC
Public Health	EH Septic	Commercial(2,000-4,999 gallon capacity)	\$ 225.00	See Sewage Permit Total	\$ -	2210.611.480.00.00	BOC
Public Health	EH Septic	Commercial(5,000-10,000 gallon capacity)	\$ 325.00	See Sewage Permit Total	\$ -	2210.611.480.00.00	BOC
Public Health	EH Septic	Commercial(Community Sewage System)	\$ 425.00	See Sewage Permit Total	\$ -	2210.611.480.00.00	BOC
Public Health	EH Field	Evaluation Well & Septic (includes water sample)	\$ 229.00	\$ 79,406.00	\$ 79,406.00	2210.611.627.04.00 & 2210.612.627.04.00	BOC
Public Health	EH Field	Evaluation Well Only (includes water sample)	\$ 184.00	See EvalWell & Septic Total	\$ -	2210.612.627.04.00	BOC
Public Health	EH Field	Evaluation Septic Only	\$ 155.00	See EvalWell & Septic Total	\$ -	2210.611.627.04.00	BOC
Public Health	EH Services	DHS Inspection (Full and Partial includes water sample)	\$ 229.00	\$ 14,199.00	\$ 14,199.00	2210.609.627.11.00	BOC
Public Health	EH Services	DHS Inspection (Full and Partial without water sample)	\$ 200.00	\$ 2,000.00	\$ 2,000.00	2210.609.627.11.00	BOC
Public Health	EH Field	Raw Land Evaluation	\$ 225.00	\$ 675.00	\$ 675.00	2210.611.627.08.00	BOC
Public Health	EH Field	Soil Boring (per building site)	\$ 125.00	\$ 45,940.00	\$ 45,940.00	2210.611.627.08.00	BOC
Public Health	EH Field	Preliminary Plat Review	\$450.00 + 10.00/site	\$ 1,180.00	\$ 1,180.00	2210.611.627.08.00	BOC
Public Health	EH Water	Type II Well Permit	\$ 225.00	\$ 975.00	\$ 975.00	2210.612.454.00.00	BOC
Public Health	EH Water	Residential Well Permit (does not include water sample)	\$ 150.00	\$ 99,111.00	\$ 99,111.00	2210.612.454.00.00	BOC
Public Health	All Programs	Administrative Fee for Refund	\$ 10.00	\$ 720.00	\$ 720.00	All Programs	BOC
Public Health	EH Services	House Numbering Fee (Multiple units, Lots, etc.)	\$5.00/unit	\$ 40.00	\$ 40.00	2210.609.454.00.00	BOC
Public Health	EH Services	Swimming Pool Inspection Fee	\$100.00/pool	\$ 8,400.00	\$ 8,400.00	2210.609.454.00.00	BOC
Public Health	EH Soil Erosion	Less than 1 acre	\$ 25.00	\$ 105,062.00	\$ 105,062.00	2210.609.487.00.00	BOC
Public Health	EH Soil Erosion	1 to 5 acres	\$ 50.00	See Soil Erosion Total	\$ -	2210.609.487.00.00	BOC
Public Health	EH Soil Erosion	6 acres or more	\$ 75.00	See Soil Erosion Total	\$ -	2210.609.487.00.00	BOC
Public Health	EH Soil Erosion	New Home	\$ 80.00	See Soil Erosion Total	\$ -	2210.609.487.00.00	BOC
Public Health	EH Soil Erosion	Building addition, improvement, pole	\$ 40.00	See Soil Erosion Total	\$ -	2210.609.487.00.00	BOC
Public Health	EH Soil Erosion	Site Development 1 acre	\$ 100.00	See Soil Erosion Total	\$ -	2210.609.487.00.00	BOC

ALLEGAN COUNTY FEE INVENTORY

(9/1/2016)

DEPT or SERVICE AREA	PROGRAM or CORE SERVICE	FEE DESCRIPTION	TOTAL FEE AMT	ANNUAL AMOUNT COLLECTED	PORTION OF FEE RETAINED BY COUNTY	Fund . Activity . Line Item	WHO SETS THIS FEE AMOUNT (STATE, FEDERAL, BOARD, ELECTED OFFICIAL, INDIVIDUAL)
Public Health	EH Soil Erosion	Addition acre	\$ 25.00	See Soil Erosion Total	\$ -	2210.609.487.00.00	BOC
Public Health	EH Soil Erosion	Utilities: Up to 1 mile	\$ 100.00	See Soil Erosion Total	\$ -	2210.609.487.00.00	BOC
Public Health	EH Soil Erosion	Each additional mile	\$ 35.00	See Soil Erosion Total	\$ -	2210.609.487.00.00	BOC
Public Health	EH Soil Erosion	Gravel/Sand Mining 1-5	\$ 200.00	See Soil Erosion Total	\$ -	2210.609.487.00.00	BOC
Public Health	EH Soil Erosion	Gravel/Sand Mining 6-15	\$ 400.00	See Soil Erosion Total	\$ -	2210.609.487.00.00	BOC
Public Health	EH Soil Erosion	Gravel/Sand Mining 16+	\$ 600.00	See Soil Erosion Total	\$ -	2210.609.487.00.00	BOC
Public Health	EH Soil Erosion	Residential	\$ 25.00	See Soil Erosion Total	\$ -	2210.609.487.00.00	BOC
Public Health	EH Soil Erosion	Non-Residential	\$ 50.00	See Soil Erosion Total	\$ -	2210.609.487.00.00	BOC
Public Health	EH Soil Erosion	Single Family Home	\$ 35.00	See Soil Erosion Total	\$ -	2210.609.487.00.00	BOC
Public Health	EH Soil Erosion	2 + Homes	\$ 75.00	See Soil Erosion Total	\$ -	2210.609.487.00.00	BOC
Public Health	Recycling Medical Waste	Medical Waste	\$ 30.00	\$ 120.00	\$ 120.00	2210.532.694.00.00	BOC
Register of Deeds	Bounced Check Fee	\$15.00/check					Commissioners
Register of Deeds	Bulk purchase/real estate records	.20/image		In Copy Fee	All	101.236.614.03 or .04	Commissioners
Register of Deeds	Certification of copy	1.00/document added to copy fee		In Copy Fee	All	101-236-614.04.00	State Statute
Register of Deeds	Enhanced access to record index	\$200/month		\$ 8,000.00	All	101-236-614.09	Commissioners
Register of Deeds	Fax Fee	\$5.00/doc. Faxed		In Copy Fee	All		Commissioners
Register of Deeds	Maps	Aerial + lines map	\$ 15.00	In Copy Fee	All	101.236.614.03 or .04	Commissioners
Register of Deeds	Maps	Aerial only	\$ 10.00	In Copy Fee	All	101.236.614.03 or .05	Commissioners
Register of Deeds	Maps	Line only	\$ 5.00	In Copy Fee	All	101.236.614.03 or .06	Commissioners
Register of Deeds	MI Remonumentation Fee	recording	4.00/doc	\$ 95,000.00	1.50%	101-236-614.05	State Statute
Register of Deeds	Passport Application	25		\$ 8,000.00	All	101.215.603.04	Federal Statute
Register of Deeds	Plat recording fee	Per Plat	\$ 30.00	In Rec. Fee	30.00%	101-236-614.02.00	State Statute
Register of Deeds	Plat/Plan copy - per document	2.00/page		In Copy Fee	All	101-236-614.04.00	State Statute
Register of Deeds	Real Estate Specific Doc. Search	\$5.00/name		In Copy Fee	All	101-236-614.03 or .04	State Statute
Register of Deeds	Record copy per document	1.00/page	varies by sale	\$ 3,545,000.00	none	101.236.614.04.00	State Statute
Register of Deeds	Register's automation Fee	\$5.00/doc from recording	5/doc	\$ 120,000.00	0.00%	256.236.614.02	State Statute
Register of Deeds	Search-State or Federal Lien Cert.	\$5.00/name	\$ 1.00	In Copy Fee	All	101-236-614.03 or .04	State Statute
Register of Deeds	Transfer Tax - County portion	\$1.10/1,000 value	varies by sale	\$ 545,000.00	All	101-236-614.01.00	State Statute
Register of Deeds	Transfer Tax - State portion	\$7.50/1,000 value	varies by sale	\$ 3,545,000.00	none	101-236-228.44.00	State Statute
Transportation	Deliver affordable/accessible services to Allegan County residents - Agency Trip	Hourly Rate	\$34	\$ 468,564.00	100%	2300.676.634.*	Approved by BOC, not required by MDOT
Transportation	Deliver affordable/accessible services to Allegan County residents - General Fare	Per Trip	\$1, \$2, \$10, or \$18	\$ 80,069.00	100%	2300.676.609.*	Approved by BOC, not required by MDOT
Treasurer		trailer tax	\$2.50	\$26,000.00	\$5,300.00	1010.253.424.00.00	Act 243 of 1959
Treasurer		dog licenses				1010.253.478.00.00	Allegan County Board
Treasurer		tax certifications	\$5.00	\$20,000.00	\$20,000.00	1010.253.612.01.00	Act 39 of 2015
Treasurer		tax histories	.25-\$1,500	\$5,200.00	\$5,200.00	1010.253.612.02.00	Act 39 of 2015
Treasurer		record copying		\$100.00	\$100.00	1010.253.614.03.00	Allegan County Board
	Criminal Search Fees	5.00/name		\$ 300.00	All	101.215.619.00	Commissioners
	Election - Nomination-refunded to 1st & 2nd place candidates	Partisan Office	\$ 100.00		\$ 100.00	701.000.228.16	State Statute

FOIA

Position:	Hourly Wage:	Hourly Wage w/ fringe:
Admin Assistant (Admin)	\$ 11.99	\$ 12.92
Central Dispatch Admin Assist.	\$ 14.23	\$ 16.33
Central Dispatch Training Coordinator	\$ 25.94	\$ 29.78
Deputy Drain Commissioner I	\$ 18.85	\$ 28.41
Deputy Co Clerk (Vital Records)	\$ 16.78	\$ 19.55
Clerk/IRPT Election Coord.	\$ 13.48	\$ 14.53
Sheriff Cadet	\$ 8.50	\$ 9.16
Sheriff Records Specialist	\$ 17.65	\$ 22.97
Corrections Sgt.	\$ 26.87	\$ 40.63
Legal Secretary I (PA Office)	\$ 16.77	\$ 22.57
Assistant Prosecuting Attorney	\$ 25.98	\$ 29.82
IRPT Deputy County Treasurer	\$ 12.83	\$ 13.83
Deputy Treasurer – Tax Reversion Clerk	\$ 20.15	\$ 32.12

Paper/Copy Description:	Cost:
Letter, single and double-sided	\$ 0.10
Legal, single and double-sided	\$ 0.10
Other paper sizes, single and double-sided	\$ 0.10
Disc:	\$ 0.15
Tape:	\$ 1.20
Drive (1GB):	\$ 6.00

CIVIL FEES					
Fee or Assessment	Authority (MCL)	Required or Discretionary	Amount Requirements	Waivable ¹	Distribution
Civil Filing Fee	600.2529(1)(a)	Required ²	\$150	Yes ³	\$31 Funding Unit \$119 Civil Filing Fee Fund
Electronic Filing System Fee for Civil Actions ⁴	600.1986(1)(a)	Required ³	\$25	Yes ³	Judicial Electronic Filing Fund
Petition for Adoption	600.2529(1)(a)	Required	\$150	Yes ³	\$31 Funding Unit \$119 Civil Filing Fee Fund
Petition for Rescission of Adoption	600.2529(1)(a) 710.66	Required	\$150	Yes ³	\$31 Funding Unit \$119 Civil Filing Fee Fund
Petition for Name Change	600.2529(1)(a)	Required	\$150	Yes ³	\$31 Funding Unit \$119 Civil Filing Fee Fund
Petition for Emancipation	600.2529(1)(a)	Required	\$150	Yes ³	\$31 Funding Unit \$119 Civil Filing Fee Fund
Ancillary Conservatorship or Ancillary Guardianship (filing fee)	600.1027(1)	Required ⁶	\$150	Yes ³	\$31 Funding Unit \$119 Civil Filing Fee Fund
Appeals to Circuit Court (civil or criminal cases)	600.2529(1)(b)	Required ⁷	\$150	Yes ³	\$31 Funding Unit \$119 Civil Filing Fee Fund
Appeals from Circuit Court	600.2529(1)(g)	Required	\$25	Yes ³	Funding Unit
Jury Demand Fee	600.2529(1)(c)	Required	\$85	Yes ³	\$60 Funding Unit \$25 Juror Comp. Reimb. Fund
Motion Fee (See Chart)	600.2529(1)(e)	Required ⁸	\$20	Yes ³	\$10 Funding Unit \$10 State Court Fund
Writ of Garnishment, Attachment, Execution, or Judgment Debtor Discovery Subpoena	600.2529(1)(h)	Required	\$15	Yes ³	Funding Unit

¹ Waivable for civil fees means waived or suspended pursuant to statute or court rule. For criminal and juvenile cases, waivable means dischargeable or payment alternatives may be used in lieu of payment.

² MCR 3.214(D) states that there is no fee for registering (only) a foreign custody determination under [MCL 722.1304](#). The fee applies to all other new UCCJEA actions. [MCL 552.2313\(1\)](#) prohibits charging a UIFSA petitioner filing fees or other costs. No filing fees are required for the commencement of a paternity action pursuant to [MCL 722.727](#). No filing fees are required for filing a child protective action or a delinquency action under section 2 of chapter XIIA of the probate code of 1939, 1939 PA 288, [MCL 712A.2](#), or under the young adult voluntary foster care act, [2011 PA 225](#), MCL 400.641 to 400.671. [MCL 600.2529\(8\)](#)

³ Fees can be waived or suspended pursuant to [MCL 600.2529\(5\)](#) or MCR 2.002. If the court waives payment of a fee for commencing a civil action because the court determines that the party is indigent or unable to pay the fee, the court shall also waive payment of the electronic filing system fee. [MCL 600.1986\(3\)](#)

⁴ "Civil action" means an action that is not a criminal case, a civil infraction action, a proceeding commenced in the probate court under section 3982 of the estates and protected individuals code, 1988 PA 386, MCL 700.3982, or a proceeding involving a juvenile under chapter XIIA of the probate code of 1939, 1939 PA 288, MCL 712A.1 to 712A.32. MCL 600.1985(c). It also excludes the following case types: AH,AR, AE, AV,AX, CC (if filed by city or county attorney),DP (mother receiving state aid or prosecutor filing), DS (mother receiving state aid), ID,NB,PW,PH,PJ,PP,UD,UE,UF,UI,UM,UN,UT,UW,VF,VP. The electronic filing system fee does not apply to appeals. See also [SCAO Administrative Memorandum 2016-02](#).

⁵ A party that is a governmental entity is not required to pay an electronic filing system fee. [MCL 600.1986\(4\)](#)

⁶ Attorney General, Department of Treasury, Department of Human Services, State Public Administrator, or Administrator of Veterans Affairs of the United States Veterans Administration or agencies of county government are all exempt. [MCL 600.1027\(2\)](#)

⁷ Not required for appeals from the Michigan Employment Security Board of Review. [MCL 421.31](#)

⁸ In conjunction with an action brought under [MCL 600.2950](#) or [600.2950a](#), a motion fee shall not be collected for a motion to dismiss the petition, a motion to modify, rescind, or terminate a personal protection order, or a motion to show cause for a violation of a personal protection order. A motion fee shall not be collected for a motion to dismiss a proceeding to enforce a foreign protection order or a motion to show cause for a violation of a foreign protection order under [MCL 600.2950h](#) to [600.2950m](#). A motion fee shall not be collected for a request for a hearing to contest income withholding under section 7 of the Support and Parenting Time Enforcement Act. [MCL 600.2529\(e\)](#)

FRIEND OF THE COURT RELATED FEES					
Fee or Assessment	Authority (MCL)	Required or Discretionary	Amount Requirements	Waivable	Distribution
Custody and Parenting Time Fee in an action in which custody or parenting time of minor children is to be determined	600.2529(1)(d)(i)	Required	\$80 ⁹	Yes ¹⁰	Friend of the Court Fund
Support Fee in an action in which support of minor children is to be determined	600.2529(1)(d)(ii)	Required ¹¹	\$40 ⁹	Yes ¹⁰	Friend of the Court Fund
Order of Filiation Fee	722.717(4) 333.2891(9)(a)	Required	\$59	No	\$9 Funding Unit \$50 Department of Community Health
Friend of the Court Service Fee ¹² (non-IV-D services)	600.2538(1)	Required	\$3.50 per month ¹³	No	\$2.25 Funding Unit \$1.00 State Court Fund \$0.25 Attorney General's Operations Fund
Bench Warrant Costs - Support	552.631(3)	Required, except for good cause shown on record	Costs of hearing, issuance of warrant, arrest, and any later hearings	Yes	50% Friend of the Court Fund 50% County Treasurer for Law Enforcement Agency
Bench Warrant Costs – Parenting time violations	552.644(5)	Required, except for good cause shown on record	Costs of hearing, issuance of warrant, arrest, and any later hearings	No ¹⁴	50% Friend of the Court Fund 50% County Treasurer for Law Enforcement Agency
Fines – Contempt in support proceedings	552.633(2)(g)	Discretionary	\$100 maximum	Yes	Friend of the Court Fund

⁹ To be paid at the time of filing.

¹⁰ Can be waived or suspended pursuant to [MCL 600.2529\(6\)](#) and MCR 2.002. If the person filing an action under subsection (1)(d) is a public officer acting in his or her official capacity, if the order is submitted with the initial filing as a consent order, or other good cause is shown, the court shall order the fee under subsection (1)(d) waived or suspended.

¹¹ This fee does not apply if Custody and Parenting Time Fee for custody or parenting time is paid.

¹² FOC service fees are collected and distributed by the state MISDU.

¹³ Payable monthly, quarterly, or semiannually as required by the friend of the court.

¹⁴ Costs ordered under subsection (5) is a judgment at the time the order is entered. [MCL 552.644\(7\)](#)

FRIEND OF THE COURT RELATED FEES

Fee or Assessment	Authority (MCL)	Required or Discretionary	Amount Requirements	Waivable	Distribution
Fines – Contempt for parenting time violations	552.644(2)(d)	Discretionary	\$100 maximum	No ¹⁵	Friend of the Court Fund
Sanction – Parenting time disputes (against party acting in bad faith)	552.644(6)	Required	\$250 max for 1 st time \$500 max for 2 nd time \$1000 max for subsequent times	No ¹⁶	Friend of the Court Fund
Driver License Clearance Fee (FOC suspensions)	257.321c(3)(b)	Required	\$45	No	\$15 Secretary of State \$30 Friend of the Court Fund

¹⁵ A fine ordered under subsection (2) is a judgment at the time the order is entered. [MCL 552.644\(7\)](#)

¹⁶ A sanction ordered under subsection (6) is a judgment at the time the order is entered. [MCL 552.644\(7\)](#)

CRIMINAL ASSESSMENTS

Assessment	Authority (MCL)	Required or Discretionary	Amount Requirements	Waivable¹	Distribution
Fines	Underlying statute of the offense 769.1k(1)(b)(i) OR As otherwise authorized under: 750.503 750.504 771.3(2)(b)	Either – as reflected in authorizing statute	As reflected in authorizing statute; When not fixed by underlying statute of the offense: \$500 maximum for misdemeanor \$5000 maximum for felony	No if required, otherwise yes	County Treasurer for Libraries
Court Costs	445.377(1) 750.159j(2) 769.1k(1)(b)(ii) 769.1k(1)(b)(iii)	Discretionary	As reflected in authorizing statute; Costs under MCL 769.1k(1)(b)(iii) must be reasonably related to actual costs incurred without separately calculating those costs involved in a particular case. Actual costs include, but are not limited to, salaries and benefits for relevant court personnel, goods and services necessary for the operation of the court, and necessary expenses for the operation and maintenance of court buildings and facilities.	Yes	Funding Unit
Costs of Prosecution	Underlying statute of the offense 771.3(2)(c)	Either – as reflected in authorizing statute	Costs are limited to expenses specifically incurred in prosecuting the defendant ¹⁷	No if required, otherwise yes	Presumably the unit of government that incurred the costs
Attorney Fees	MCR 6.005(C) 769.1k(1)(b)(iv)	Discretionary		Yes	Funding Unit
Appeals to Circuit Court (civil or criminal cases)	600.2529(1)(b)	Required ¹⁸	\$150	Yes ³	\$31 Funding Unit \$119 Civil Filing Fee Fund

¹⁷ “When authorized, the costs of prosecution imposed ‘must bear some reasonable relation to the expenses actually incurred in the prosecution.’” *People v Dilworth*, 291 Mich App 399, 401 (2011) (citation omitted). “Furthermore, those costs may *not* include ‘expenditures in connection with the maintenance and functioning of governmental agencies that must be borne by the public irrespective of specific violations of the law.’” *Id.* at 401 (citation omitted). The trial court record must “set[] forth [the] basis for [the] computation [of costs]. . . [and must] disclose an adequate basis therefor.” *People v Wein*, 382 Mich 588, 592 (1969).

¹⁸ Not required for appeals from the Michigan Employment Security Board of Review. [MCL 421.31](#)¹⁹ A probationer not in willful default of payment may petition the court for remission of any unpaid portion of minimum state cost, pursuant to [MCL 799.3\(6\)\(b\)](#).

CRIMINAL ASSESSMENTS					
Assessment	Authority (MCL)	Required or Discretionary	Amount Requirements	Waivable ¹	Distribution
Minimum State Cost	769.1j(1) 769.1k(1)(a) 771.3(1)(g)	Required if two other assessments are ordered	Minimum amounts assessed per count, based upon conviction: \$50 – misdemeanor \$68 – felony	No ¹⁹	Justice System Fund
Crime Victim's Rights Assessment	771.3(1)(f) 780.905	Required for felony or misdemeanor convictions	One assessment per case, based upon conviction: \$75 – misdemeanor \$130 – felony	No	90% Crime Victim's Rights Fund 10% Funding Unit
Restitution	750.543x 769.1a(2) 769.3 769.34(6) 771.3(1)(e) 780.766(2) 780.826(2)	Required	Required to order <u>each</u> defendant to make full restitution. Since <u>each</u> defendant is required to pay full restitution but should not pay more than the full amount of restitution, the defendants are jointly and severally liable for the entire restitution amount.	No	Victim or Crime Victim's Rights Fund if victim cannot be located or refuses to claim restitution ²⁰
Reimbursement	750.543x 769.1f 769.1g 769.1k(1)(b)(vi)	Either – as reflected in authorizing statute	Reimbursement limited to expenses identified in MCL 769.1f and 769.1g	No	Unit(s) of government named in the order
Driver License Clearance Fee	257.321a(5)(b)	Required	\$45	No	\$15 Secretary of State \$15 Juror Compensation Reimbursement Fund \$15 Funding Unit
DNA Assessment	28.176(5)	Required	\$60	Yes ²¹	10% Funding Unit 25% Law enforcement agency that collected the DNA sample 65% to state treasurer for deposit in the justice system fund

CRIMINAL ASSESSMENTS

¹⁹ A probationer not in willful default of payment may petition the court for remission of any unpaid portion of minimum state cost, pursuant to [MCL 771.3\(6\)\(b\)](#).

²⁰ Restitution disbursements to victims should be made at least once a month. If a person entitled to receive restitution that the court has collected cannot be located, refuses to claim it from the court within two years of being eligible to do so, or refuses to accept the restitution, the court must remit the unclaimed amount to the Crime Victim's Rights Fund on its monthly transmittal to the state.

²¹ Court may suspend all or part of the assessment if it determines that the individual is unable to pay the assessment. [MCL 28.176\(7\)](#)

Assessment	Authority (MCL)	Required or Discretionary	Amount Requirements	Waivable ¹	Distribution
20% Late Penalty	600.4803(1)	Required	20% of amount owed, excluding restitution; assessed 56 days after due date	Yes	Funding Unit
Costs to Compel Appearance	769.1k(2)	Discretionary		Yes	Funding Unit

JUVENILE ASSESSMENTS

Assessment	Authority (MCL)	Required or Discretionary	Amount Requirements	Waivable¹	Assessed to	Distribution
Fines	712A.18(1)(j) Underlying ordinance or law of the offense	Discretionary	As reflected in authorizing ordinance or law	Yes	Juvenile	Statute Violation – County treasurer for libraries Ordinance Violation - 1/3 to political sub. whose ordinance was violated; 2/3 to funding unit
Minimum State Cost	712A.18(1)(b) 712A.18(18) 712A.18m(1)	Required if two other assessments are ordered	Minimum amounts assessed per count, based upon adjudication: \$50 – misdemeanor \$68 – felony	No ²²	Juvenile	Justice System Fund
Crime Victim’s Rights Assessment	712A.18(12) 780.905(3)	Required if offense adjudicated is a felony or misdemeanor	One assessment per dispositional order, based upon adjudication: \$25 for felony or misdemeanor	No	Juvenile	90% Crime Victim’s Rights Fund 10% Funding Unit
Restitution	712A.18(7) 712A.30(2) 712A.30(15) 780.766(15) 780.794(2) 780.794(15)	Required	Required to order <u>each</u> juvenile to make full restitution. Since <u>each</u> juvenile is required to pay full restitution but should not pay more than the full amount of restitution, the juveniles are jointly and severally liable for the entire restitution amount.	No – Juvenile Yes – Parent(s)	Juvenile Parent(s) having supervisory responsibility for the juvenile at the time of the acts upon which an order of restitution is based	Victim or Crime Victim’s Rights Fund if victim cannot be located or refuses to claim restitution ²³

²² A juvenile not in willful default of payment may petition the court for remission of any unpaid portion of Minimum State Cost, pursuant to [MCL 712A.18\(19\)](#).

²³ Restitution disbursements to victims should be made at least once a month. If a person entitled to receive restitution that the court has collected cannot be located, refuses to claim it from the court within two years of being eligible to do so, or refuses to accept the restitution, the court must remit the unclaimed amount to the Crime Victim’s Rights Fund on its monthly transmittal to the state.

JUVENILE ASSESSMENTS

Assessment	Authority (MCL)	Required or Discretionary	Amount Requirements	Waivable¹	Assessed to	Distribution
Reimbursement for cost of care and services	712A.18(2) 712A.18(3) 769.1(7)	Required for cost of care Discretionary for cost of service pursuant to MCL 712A.18(3)		Yes	Juvenile Parent(s) Guardian Custodian	Funding Unit: 25% to offset administrative cost of collections ²⁴ 75% Child Care Fund divided in same ratio to county, state, and federal government that participate in cost of care
Attorney Fees	712A.18(5) 769.1(8)	Discretionary		Yes	Juvenile Parent(s) Guardian Custodian	Funding Unit
20% Late Penalty	600.4803	Required	20% of amount owed, excluding restitution and cost of care; assessed 56 days after due date	Yes	Juvenile Parent(s) Guardian Custodian	Funding Unit
DNA Assessment	28.176(5)	Required	\$60	Yes ²⁵	Juvenile	10% Funding Unit 25% Law enforcement agency that collected the DNA sample 65% to state treasurer for deposit in the justice system fund

²⁴ Child support collected for a child in foster care is not reimbursement pursuant to [MCL 712A.18](#). See SCAO Administrative Memorandum 2008-01.

²⁵ Court may suspend all or part of the assessment if it determines that the individual is unable to pay the assessment. [MCL 28.176\(7\)](#)

GENERAL FEES AND ASSESSMENTS

Assessment	Authority (MCL)	Required or Discretionary	Amount Requirements	Waivable¹	Distribution
Interpretation Costs	MCR 1.111(F)(5)	Discretionary	Party must be financially able to pay pursuant to MCR 1.111(A)(3)	Yes	Funding Unit
NSF Check Costs	MCR 8.106(E)	Discretionary		Yes	Funding Unit

NOTE: Courts can only assess what is authorized by statute or court rule. Unless otherwise provided by statute, there is no authority for a court to impose any costs on a criminal defendant if he or she is not convicted of a crime or if an order of disposition is not entered (for example, consent calendar and diversion cases).

ALLEGAN COUNTY ONSITE PROGRAM FEE SCHEDULE

AMINISTRATIVE FEE (for refund of services requested but not performed)		\$10.00
CAMPGROUND (annual licensing inspection fee)	DOES NOT INCLUDE MICHIGAN DEPARTMENT OF ENVIRONMENTAL QUALITY FEES	\$225.00
TEMPORARY CAMPGROUND (licensing and inspection fee)		\$225.00
POOL INSPECTION FEE		\$225.00
PRELIMINARY PLAT REVIEW		\$700.00 + per site fee of \$20.00
RAW LAND EVALUATION/SOIL EVALUATION (per site)		\$225.00
FILING FEE FOR APPEAL OF DENIED SEWAGE DISPOSAL SYSTEM PERMIT		\$300.00
HOUSE NUMBERING FEE <u>PER UNIT</u> – applicable only for multiples (lots, units, etc.)		\$5.00
MINING: GRAVEL/SAND PITS (annual inspection fee – good for 1 year)		\$550.00

MDHHS INSPECTION	On Site Wastewater and Water Supply (with samples)	\$229.00
	General Sanitation and Onsite Wastewater (municipal water supply)	\$200.00

RESIDENTIAL EVALUATION/HOOK TO EXISTING (on-site sewage and/or water well system)	Water & Sewage (includes water sample fees)	\$275.00
	Well only (includes water sample fees)	\$225.00
	Septic only	\$225.00

COMMERCIAL EVALUATION/HOOK TO EXISTING (on-site sewage and/or water well system)	Water & Sewage (includes water sample fees)	\$350.00
	Well only (includes water sample fees)	\$300.00
	Septic only	\$300.00

RESIDENTIAL ON-SITE SEWAGE DISPOSAL SYSTEM CONSTRUCTION PERMIT NEW & REPLACEMENT (includes soil evaluation)	Single/Two Family	\$325.00
	Three/Four Family	\$350.00
	Alternative/Advanced Treatment	\$530.00
	Additional Site Visit Fee	\$95.00

COMMERCIAL ON-SITE SEWAGE DISPOSAL SYSTEM CONSTRUCTION PERMIT NEW & REPLACEMENT (includes soil evaluation)	Less than 1,999 gallons/day capacity	\$400.00
	2,000 – 4,999 gallons/day capacity	\$550.00
	5,000 – 9,999 gallons/day capacity	\$700.00
	10,000 – 19,999 gallons/day (Community System)	\$850.00
	Alternative/Advanced Treatment	\$1,000.00

WATER WELL CONSTRUCTION PERMITS NEW & REPLACEMENT (does not include water samples)	Residential & Type III	\$275.00
	Type II (Non-Community Water Supply)	\$500.00
	Resampling Fee (includes bacteria water sample fee only)	\$125.00
	Additional Site Visit Fee	\$95.00

SOIL EROSION & SEDIMENTATION CONTROL PERMIT FEES (includes all inspections for 1 year from date permit issued)	Commercial 1Year	\$1,285.00
	Commercial 6 Month Renewal	\$550.00
	Commercial Utility Maintenance	\$350.00
	Residential 1 Year	\$900.00
	Residential 6 Month Renewal	\$400.00
	Residential Outbuilding 6 Month	\$420.00
	Residential Waiver	\$75.00

NOTICE: Fees for each permit will be doubled if construction starts before a permit is obtained.

Allegan County Health Department
 3255 122nd Avenue, Suite 200
 Allegan MI 49010
 Phone: (269) 673-5415

2020 FOOD FEE SCHEDULE

FIXED FOOD SERVICE ESTABLISHMENTS + State Fee	County Fee	State Fee	Total
Fixed Food, Profit	\$430.00	\$30.00	\$460.00
Fixed Food, Tax Exempt/Non-Profit	\$325.00	\$30.00	\$355.00

MOBILE UNITS + State Fee	County Fee	State Fee	Total
Unit that returns to a fixed location commissary every 24 hours.	\$135.00	\$30.00	\$165.00

Note: Individuals who hold a Veteran's License, under authority of Act 309 PA 1921. Check with this department regarding fees.

FOOD LICENSE LATE FEES (DUE April 30 of each year)	County Fee	Total
May 1-15	\$75.00	\$75.00
After May 15	\$165.00	\$165.00

SPECIAL TRANSITORY FOOD UNIT (STFU) STATE MANDATED FEES	County Fee	State Fee	Total
License Fee	\$111.00	\$44.00	\$155.00
Non-Profit License Fee	\$111.00	\$5.00	\$116.00
Inspection Fee (Submitted with Notice of Intent at least 4 days prior to start operation)			\$90.00

TEMPORARY LICENSES + State Fee	County Fee	State Fee	Total
License and field evaluation	\$125.00	\$9.00	\$134.00
Less than 10 day notice: Late Fee Additional \$85.00	\$210.00	\$9.00	\$219.00
Less than 48 hour notice: Late Fee Additional \$120.00	\$245.00	\$9.00	\$254.00
License and field evaluation, Non-Profit	\$105.00	\$5.00	\$110.00
Less than 10 day notice: Late Fee, Non-Profit Additional \$70.00	\$175.00	\$5.00	\$180.00
Less than 48 hour notice: Late fee, Non-Profit Additional \$100.00	\$205.00	\$5.00	\$210.00

ENFORCEMENT FEES	TOTAL
Increased Frequency Evaluations and second and all subsequent follow up re-evaluation	\$170.00
Administrative Review	\$330.00
Office Conference	\$385.00
Informal Hearing	\$625.00
Formal Hearing	\$920.00

EXISTING ESTABLISHMENT SITE REVIEW	Total
Site review of an existing establishment for a change of use, change of owner and or change of operation. (Includes existing establishment walk through, equipment and standard operation procedures review – can be applied to the plan review fee) Non-Profit establishments are exempt.	\$270.00

PLAN REVIEW FEES – All fees will be doubled for starting construction without prior written approval.	Total
Special Transitory Food Unit (STFU) Plan Review OR Existing Unit Evaluation	\$240.00
Remodel – Existing Establishment	\$400.00
Construction - New Food Service Establishment	\$400.00

2020 Fee schedule approved by the Allegan County Commissioners on January 23, 2020.
 State Fees based on State memo corrected on 1/23/2020

EFFECTIVE DATE FEBRUARY 1, 2020

ALLEGAN COUNTY PARKS / CAMPGROUNDS FEES AND SEASON PASSES CHART

Park / Campground	Daily Vehicle Entrance Fee	Boat Launch Fee	*Overnight Campsite	Horse Trail Day Riding	Senior Campsite Rates 62/Older with ID (ELY LAKE ONLY)	**Season Pass	***Picnic Pavilion Rental		
							Size	Full Day 8am-9pm	Half Day 8am-1:30pm or 2-9pm
Bysterveld Park	None	None	None - Visit the park information page for full list of amenities.			No	110	\$150	\$80
Dumont Lake Park	None	\$6.00	None - Visit the park information page for full list of amenities.			Yes Boat Launch Fees Only	75	\$80	\$50
Gun Lake Park	None	\$3.00 per Gate Entry (\$6 Total)	None - Visit the park information page for full list of amenities.			Yes Cardkey Required Boat Launch Fees	75	\$80	\$50
Littlejohn Lake Park	None	None	None - Visit the park information page for full list of amenities.			No	150	\$160	\$100
New Richmond Park	None	\$6.00	None - Visit the park information page for full list of amenities.			Yes Boat Launch Fees	None - Picnic Tables and Grills Only		
West Side Park	None	None	None - Visit the park information page for full list of amenities.			No	(2) 75	\$80	\$50
Ely Lake Campground	None	No Fee Non-Motor Only	\$17/Night	\$5.00/Horse	\$8.50/Night	Yes Day Ride Horse Trail Fees Only	None - Picnic Tables and Grills Only. Visit the park information page for full list of amenities		
Silver Creek Park and Campground	None	None	\$17/Night	\$5.00/Horse	No	Yes Day Ride Horse Trail Fees Only	Picnic Shelter near Day Ride Area No Charge: First Come/First Served		

*Campsites may be canceled 10+ days prior to camp date minus \$5 non-refundable fee is charged per site reservation

**Season Pass must be permanently adhere to the lower right side of the windshield to be valid

**Season Pass covers the day ride fees for one horse trailer or one boat trailer; DOES NOT cover multiple trailers

***NO REFUNDS on Pavilion Reservations!

***Back to back Pavilion Reservation: 8am - 1:30pm group must clean and vacate the pavilion by 1:30pm

***The person or group reserving the pavilion will be held responsible for restoring the pavilion and area to its original condition

Last revised: 12/21/18

S T A T E O F M I C H I G A N

BOARD OF COMMISSIONERS OF THE COUNTY OF ALLEGAN

COVID-19 SUPPORT—EXTEND STUDENT/FAMILY ASSISTANCE CONTRACT

WHEREAS, on September 23, 2021, the Board of Commissioners authorized the County Administrator to enter into an agreement with Charles Nechtem Associates for a Student/Family Assistance Program to provide COVID-19 mental health support services for up to \$74,000 for up to one year, for such services authorized to be utilized from the ARPA funds; and

WHEREAS, as a result, the County Administrator amended the County's existing agreement with Charles Nechtem Associates to add a Student/Family Assistance (SFA) Program with COVID-19 mental health support services for a one-year period effective November 30, 2021, at a cost of \$6,102 per month.

THEREFORE BE IT RESOLVED that the Board of Commissioners authorizes the use of ARPA funds to continue offering this SFA Program through Charles Nechtem Associates until December 31, 2024, at a total cost not to exceed \$152,550; and

BE IT FINALLY RESOLVED, the Executive Director of Finance is authorized to perform the necessary budget adjustments and the County Administrator is authorized to sign the contracts on behalf of the County.

S T A T E O F M I C H I G A N

BOARD OF COMMISSIONERS OF THE COUNTY OF ALLEGAN

BOARD OF COMMISSIONERS—SUPPORTS ECONOMIC IMPACT STUDY OF DAMS

WHEREAS, in a news release dated August 9, 2022, Consumers Energy announced it will "gather opinions from the public about the 13 dams they own and operate on five Michigan rivers to help guide their decisions about the future of those electric generating facilities"; and

WHEREAS, within the new release, Norm Kapala, vice president of generation operations at Consumers Energy, explains, "We need to perform due diligence now as the licenses to operate our dams begin to expire in 12 years. We do not want to assume we know how individuals and communities feel about our dams as we develop plans to either continue investing in or remove any of our river hydro facilities," and acknowledges "We are keenly aware dams have great significance for local communities and impact recreation for Michigan residents and visitors statewide. Public input will be an important component in our long-term strategic planning regarding the future of our dams"; and

WHEREAS, on August 31, 2022, Consumers Energy held a public meeting in Allegan County regarding Calkins Bridge Dam; and

WHEREAS, public members and local leaders expressed great concern regarding the potential removal of the hydro facilities/dams during the meeting and have further expressed concerns in writing to the Board of Commissioners; and

WHEREAS, a diligent and informed decision can only be reached after reliable and objective data is compiled relative to the operating costs and full economic impact of each to dam to the respective community.

THEREFORE BE IT RESOLVED, the Board of Commissioners requests the West Michigan Regional Planning Commission take the necessary and immediate measures to secure funding and assistance from the U.S. Economic Development Administration (EDA) and the Michigan Economic Development Corporation (MEDC) to conduct a full economic impact study of each dam (eight of which exist within the West Michigan region); and

BE IT FURTHER RESOLVED, the assistance of the Michigan Association of Counties (MAC) is also requested to secure the necessary funding and services from the MEDC; and

BE IT FURTHER RESOLVED, the County Administrator is authorized to direct the services of Midwest Strategy Group in support of this effort; and

BE IT FINALLY RESOLVED, the Clerk is directed to provide a copy of this resolution to the Boards of Commissioners of the other counties in which Consumers Energy dams exist, and each Allegan County Representative and Senator.

DRAFT