

# Allegan County Board of Commissioners



County Services Building  
3283 – 122<sup>nd</sup> Avenue  
Allegan, MI 49010  
269-673-0203 Main Office  
269-686-5331 Main Fax  
<http://www.allegancounty.org>

*Jim Storey, Chairperson*  
*Dean Kapenga, Vice Chairperson*

---

## **BOARD OF COMMISSIONERS MEETING – AGENDA** \*REVISION #1 – 10/25/22

Thursday, October 27, 2022 – 1PM

County Services Building – Board Room

Virtual Connectivity Options **Attached**

### **DISTRICT 1**

Dean Kapenga  
616-218-2599  
dkapenga@  
allegancounty.org

1PM

### **CALL TO ORDER:**

### **ROLL CALL:**

**OPENING PRAYER:** Commissioner Mark DeYoung

**PLEDGE OF ALLEGIANCE:**

**PUBLIC HEARING:** None

**COMMUNICATIONS:** Attached

**APPROVAL OF MINUTES:**

October 13, 2022

**PUBLIC PARTICIPATION:**

**ADDITIONAL AGENDA ITEMS:**

**APPROVAL OF AGENDA:**

**PRESENTATIONS:**

Matt Woolford, Equalization Director—2022 Tax Levies

**PROCLAMATIONS:**

**INFORMATIONAL SESSION:**

Michigan Department of Corrections/Allegan Circuit Court Probation &

Parole—Cindy Garcia, Supervisor

**ADMINISTRATIVE REPORTS:**

### **DISTRICT 2**

Jim Storey  
616-848-9767  
jstorey@  
allegancounty.org

### **DISTRICT 3**

Max R. Thiele  
269-673-4514  
mthiele@  
allegancounty.org

### **DISTRICT 4**

Mark DeYoung  
616-318-9612  
mdeyoung@  
allegancounty.org

### **CONSENT ITEMS:**

### **DISTRICT 5**

Tom Jessup  
269-637-3374  
tjessup@  
allegancounty.org

1. Motion to approve of claims paid and to incorporate into proceedings of the Board (10/21/22 & 10/28/22)
2. \*57th District Court—concurrence with Employee Recognition and Holiday Luncheon (218-786)

### **DISTRICT 6**

Gale Dugan  
269-694-5276  
gdugan@  
allegancounty.org

### **ACTION ITEMS:**

1. County of Allegan—2022 Tax Levies (218-874)

### **DISTRICT 7**

Rick Cain  
269-744-7918  
rcain@  
allegancounty.org

### **DISCUSSION ITEMS:**

1. Administration—adopt Employee Cellular Device Reimbursement Stipend (217-376)
2. Calkins Dam/Lake Allegan Task Force Resolution (Commissioner Dugan)

---

#### **Mission Statement**

“The Allegan County Board of Commissioners shall plan, develop, and evaluate the necessary policies and resources to ensure our county continues to progress and prosper”

**NOTICE OF APPOINTMENTS & ELECTIONS:** Attached

**ELECTIONS:** Attached

**APPOINTMENTS:** Attached

**PUBLIC PARTICIPATION:**

**FUTURE AGENDA ITEMS:**

- Opening Prayer: Commissioner Tom Jessup
- Informational Session: None
- Consent: Motion to approve of claims paid and to incorporate into proceedings of the Board (11/4/22 & 11/11/22)
- Discussion: Water Study Recommendation
- Discussion: Broadband Proposal Recommendation
- Discussion: Board of Commissioners—Commissioner Compensation (TABLED 12/9/21)
- Discussion: 2023-24 Boards & Commissions Per Diem

**REQUEST FOR PER DIEM/MILEAGE:**

**BOARDS AND COMMISSIONS REPORTS:**

**ROUND TABLE:**

**CLOSED SESSION:** None scheduled

**ADJOURNMENT:** Next Meeting – Thursday, November 10, 2022, 1:00PM @

**BOARD ROOM – COUNTY SERVICES BUILDING, COUNTY SERVICES COMPLEX.**



# Allegan County Board of Commissioners

# STEP 1: Connect to the Meeting

- OPTION 1: Zoom over Telephone

- Call (929) 205-6099 -or- (312) 626-6799 -or- (253) 215-8782
- Type in Meeting ID: 891 6032 7098, then #, then # again
- Type in Meeting Password: 102722, then #

- To raise your hand to speak, press \*9
- To Mute and Unmute, press \*6

<STOP here>

You do not have to continue reading the rest of the instructions.

- OPTION 2: Youtube

- Open Internet Explorer or Chrome
- Navigate to <https://www.youtube.com/channel/UCQIiZQstN2Pa57QAItAWdKA>
- Click on image of “Live” video

<STOP here>

You do not have to continue reading the rest of the instructions.

- OPTION 3: Zoom over Web browser

- Open Internet Explorer or Chrome
- Navigate to <https://zoom.us/j/89160327098>
- Meeting Password: 102722

<Continue with the rest of the instructions>

# STEP 2: Enter registration information

Webinar Registration - Zoom

zoom.us/webinar/register/WN\_YneHxuk\_SjqfnMwchbtUEg

## Webinar Registration

Topic: BOC Meeting - 4/9/2020

Time: Apr 9, 2020 01:00 PM in Eastern Time (US and Canada)


\* Required information


First Name \*

Last Name \*

Email Address \*

Confirm Email Address \*

I'm not a robot  reCAPTCHA Privacy - Terms

Select all images with 

VERIFY

US Dollars

Lang

Er

Curre

Support

- Test Zoom
- Account
- Support Center
- Live Training
- Feedback
- Contact Us
- Accessibility

Sales

- 1.888.799.9666
- Contact Sales
- Plans & Pricing
- Request a Demo
- Webinars and Events

Download

- Meetings Client
- Zoom Rooms Client
- Browser Extension
- Outlook Plug-in
- Lync Plug-in
- iPhone/iPad App
- Android App

About

- Zoom Blog
- Customers
- Our Team
- Why Zoom
- Features
- Careers
- Integrations
- Partners
- Investors

1. Enter name and email

2. Click this box

3. Answer challenge question

4. Click when done.

STEP 3: This Window will appear when connected.



# STEP 4: Adjust audio settings (if needed)

The screenshot shows the Zoom application interface. A vertical black bar on the left side of the screen has a blue arrow labeled '1' pointing to the 'Audio' icon in the Zoom settings menu. A second blue arrow labeled '2' points from the 'Audio' icon to the 'Settings' window, which is open to the 'Audio' tab. In the 'Settings' window, the 'Speaker' dropdown menu is set to 'Remote Audio'. Below the 'Settings' window, a meeting agenda is visible, including a meeting titled 'Economic Development - Greg King, Director ADMINISTRATIVE REPORTS:' and a 'CONSENT ITEMS:' section with a list item: '1. Motion to approve of claims paid and to incorporate into proceedings of the Board (3/20/20 & 3/27/20)'. At the bottom of the screen, there is a meeting control bar with icons for 'Chat', 'Raise Hand', and 'Q&A'.

Settings

- General
- Video
- Audio**
- Share Screen
- Virtual Background
- Recording
- Statistics
- Feedback
- Keyboard Shortcuts
- Accessibility

**Speaker**

Test Speaker Remote Audio

Output Level: \_\_\_\_\_

Volume:

**Microphone**

Test Mic \_\_\_\_\_

Input Level: \_\_\_\_\_

Volume:

Automatically adjust volume

Use separate audio device to play ringtone simultaneously

Automatically join audio by computer when joining a meeting

Mute my microphone when joining a meeting

Press and hold SPACE key to temporarily unmute yourself

Sync buttons on headset

Advanced

269-673-4514  
mthiele@allegancounty.org

**Economic Development — Greg King, Director**  
**ADMINISTRATIVE REPORTS:**

**DISTRICT 4**  
Mark DeYoung  
616-318-9612  
mdeyoung@allegancounty.org

**CONSENT ITEMS:**

1. Motion to approve of claims paid and to incorporate into proceedings of the Board (3/20/20 & 3/27/20)

Audio Settings ^


Chat Raise Hand Q&A

# STEP 5: Raise hand to be recognized to speak.

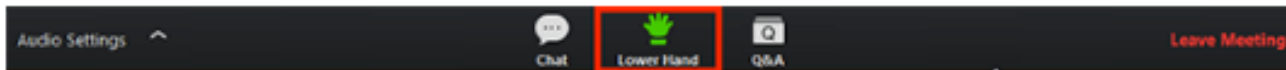
- Once “Raise Hand” is clicked, the Board Chairperson will receive notice and may UNMUTE your microphone when ready and verbally recognize you to speak.

On bottom of screen.

1. Click **Raise Hand** in the Webinar Controls.



2. The host will be notified that you've raised your hand.
3. Click **Lower Hand** to lower it if needed.





# STEP 6: To leave the meeting

The screenshot shows a Zoom meeting interface. At the top, a green banner reads "You are viewing Allegan County Administration's screen" with a "View Options" dropdown. In the top right corner, there is a "Enter Full Screen" button. The main content is a document viewer displaying a Microsoft Word document titled "BOC20200409\_agenda [Compatibility Mode] - Word". The document header includes the "Allegan County Board of Commissioners" logo and contact information for County Services Building, including address, phone, fax, and website. Below the header, the document title is "BOARD OF COMMISSIONERS MEETING – AGENDA". The agenda items are listed by district: DISTRICT 1 (Dean Kasperge), DISTRICT 2 (Jim Storey), DISTRICT 3 (Max R. Thiele), and DISTRICT 4 (Mick DeYoung). The agenda items include "Virtual Meeting – Connectivity Instructions Attached", "1PM CALL TO ORDER:", "ROLL CALL:", "OPENING PRAYER:", "PLEDGE OF ALLEGIANCE:", "COMMUNICATIONS: Attached", "APPROVAL OF MINUTES: Attached", "PUBLIC PARTICIPATION:", "ADDITIONAL AGENDA ITEMS:", "APPROVAL OF AGENDA:", "PRESENTATIONS:", "PROCLAMATIONS:", "INFORMATIONAL SESSION: Attached", and "ADMINISTRATIVE REPORTS:". At the bottom of the document viewer, it shows "PAGE 1 OF 2" and "251 WORDS". Below the document viewer is a Zoom meeting control bar with icons for "Audio Settings", "Chat", "Raise Hand", and "Q&A". A red "Leave Meeting" button is located in the bottom right corner of the control bar. A large blue arrow points to this button.