


2022

ALLEGAN COUNTY

PROPERTY TAX LEVIES - MILLAGES - PROJECTED REVENUES



Allegan County Equalization Department
3283 122nd Ave

Allegan Michigan 49010

Telephone 269 673-0230 Facsimile 269 673-0312

Equalization Department
Matthew Woolford, Equalization Director



Allegan County Services Building, 3283 – 122nd Avenue, Allegan, Michigan 49010
Phone: (269)673-0230 Fax(269)673-0312

October 27, 2022

Honorable Board of Commissioners
Allegan County
Allegan, Michigan 49010

Gentlemen:

The Allegan County Equalization Department has prepared this report booklet. This booklet presents an in-depth analysis of Allegan County tax levies as they relate to County, Townships, Villages, Cities, Local school districts, Intermediate school districts, Community colleges, Library and Authorities.

The statutory responsibility of the County Board of Commissioners is contained in Sec. 37 of the General Property Tax Law, Public Act 206 of 1983 as amended, Section 211.1 through 211.157:

Sec. 37. The county board of commissioners, at its annual session in October in each year, shall ascertain and determine the amount of money to be raised for county purposes, and shall apportion the amount, and also the amount of the state tax and indebtedness of the county to the state among the several townships in the county in proportion to the valuation of the taxable real and personal property as determined by the board or as determined by the state tax commission upon appeal in the manner provided by law for that year, which determination and apportionment shall be entered at large on county records. The board shall also examine all certificates, statements, papers, and records submitted to it, showing the money to be raised in the several townships for school, highway, drain, township, and other purposes. It shall hear and duly consider all objections made to raising that money by any taxpayer affected. If it appears to the board that any certificate, statement, paper, or record is not properly certified or is in anyway defective, or that any proceeding to authorize the raising of the money has not been had or is in anyway imperfect, the board shall verify the same, and if the certificate, statement, paper, record, or proceeding can then be corrected, supplied, or had, the board shall authorize and require the defects or omissions of proceedings to be corrected, supplied, or had. The board may refer any or all the certificates, statements, papers, records, and proceedings to the prosecuting attorney, who shall investigate and without delay report in writing his or her opinion to the board. The board shall direct that the money proposed to be raised for township, school, highway, drain, and all other purposes as authorized by law, shall be spread upon the assessment roll of the proper townships, wards, and cities. This action and direction shall be entered in full upon the records of the proceedings of the board, and shall be final as to the levy and assessment of all the taxes, except if there is a change made in the equalization of any county by the state tax commission upon appeal in the manner provided by law. The direction for spread of taxes shall be expressed in terms of millages to be spread against the taxable values of properties and shall not direct the raising of any specific amount of money. This section does not apply when section 36(2) 1 applies.

Amended by P.A. 1994, No. 415, Sub. Sec. 1, Eff. Dec. 29, 1994

Respectfully submitted

Matthew Woolford, Director
Equalization Department

2017 ALLEGAN COUNTY
Equalization Department
3283 122nd Avenue
Allegan, Michigan 49010
(269)673-0230

DATE: October 27, 2022

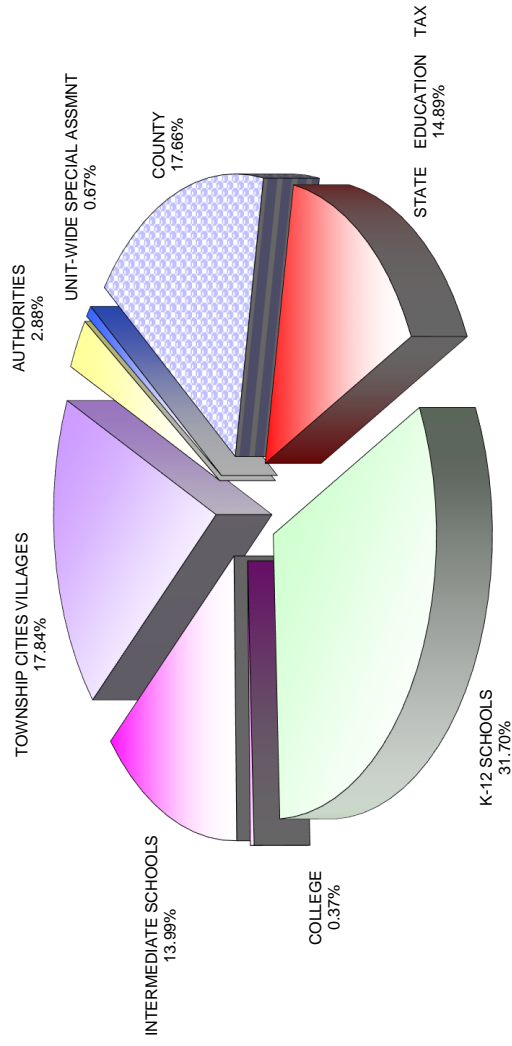
FROM: Matt Woolford, MMAO
Director of Equalization

This report was assembled as a tool to respond to the questions presented to various county offices throughout the year relating to the tax rates on properties within Allegan County. Each user should be cautioned that the rates and revenues shown in this report do **not** include any amounts for special assessments (except unit-wide ad valorem special assessments), IFT/CFT/REZ tax levies, tax administration fees, delinquent interest or penalties. While these additional costs may not apply to a particular property, investigation of each property situation is suggested to insure tax cost information.

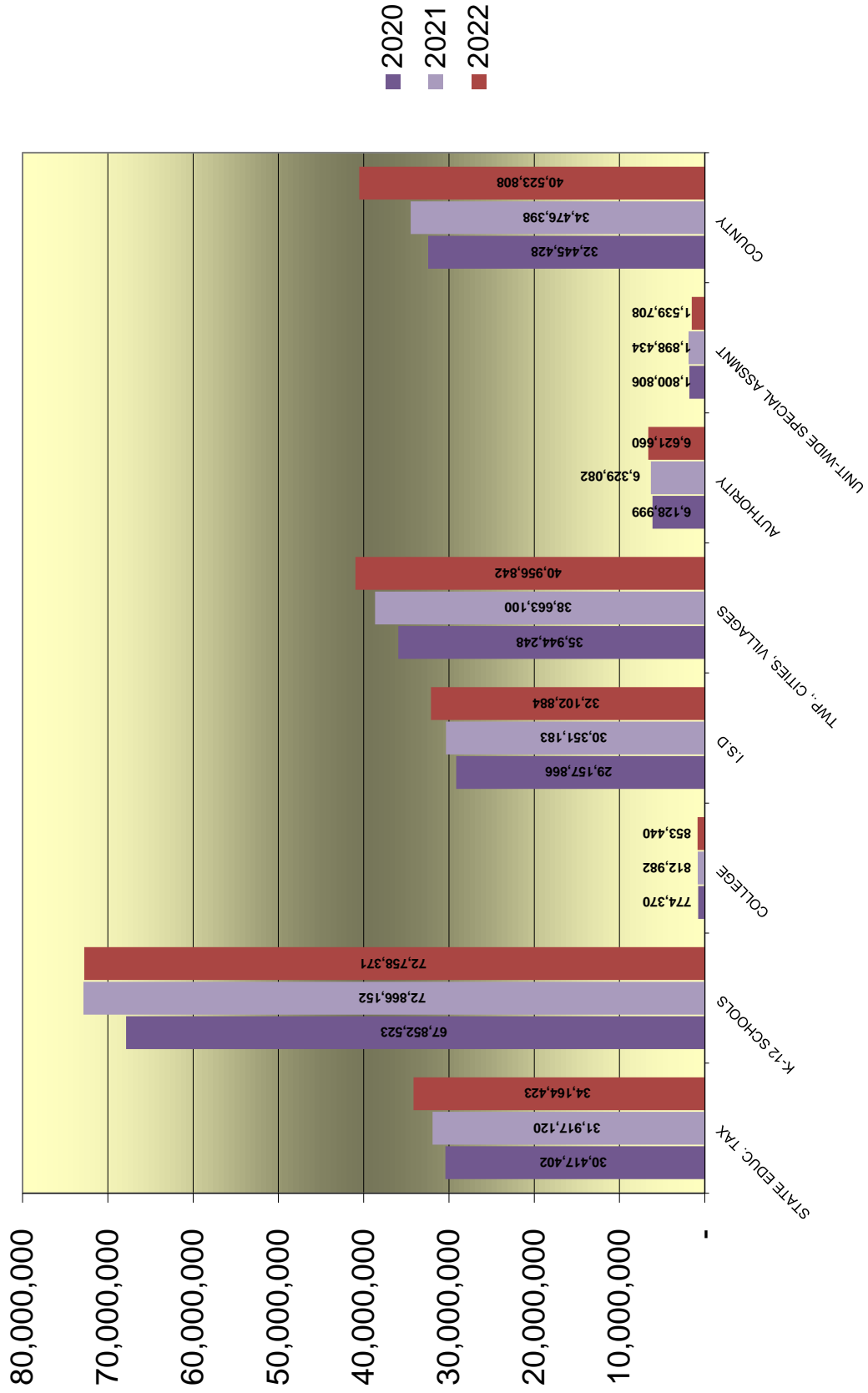
TABLE OF CONTENTS

Revenue Graph	i
Tax/Millage Rates	1 - 16
Revenue Dollars per Unit	17 - 26
School Tax Dollars by District	27 - 28
Intermediate Schools/Community College Tax Dollars	29
Libraries, Authorities and Ad Valorem Special Assessments	30
STC Title Page	31
STC Form L-4402	32
Certification Statement	33

**ALLEGAN COUNTY
2022
PROPERTY TAX
SHOWN APPORTIONED BY CATEGORY**



PROPERTY TAX COMPARISON 2020 - 2022 BY CATEGORY



**2022 ALLEGAN COUNTY
CERTIFIED PROPERTY TAX RATES
(PER \$1000 TAXABLE VALUE)**

STATE CODE	PUBLIC SCHOOL BY ASSESSING UNIT	K-12 SCHOOLS					COLLEGE	INTERMEDIATE SCHOOLS			TWP/CITIES/VILLAGES			AUTHORITIES		AD VALOREM SPECIALS	COUNTY		
		STATE EDUCATION TAX	NON-PRINCIPAL RESIDENCE TAX	COMMERCIAL PERSONAL MILLAGE	EXTRA VOTED MILLAGES	DEBT		GRCC/LMCC	ALLOCATED OPERATING	VOTED OPERATING	ALLOCATED CHARTER	VOTED OPERATING	DEBT	VOTED LIBRARIES/POUL/FIRE/TRANSIT	VOTED DEBT		Unit-wide Special assessments	ALLOCATED OPERATING	COUNTY VOTED ROADS/SENIOR/MEDICAL CARE
ALLEGAN TWP																			
03030	Allegan - Sum	6.00000	-	-	-	8.52540	-	-	-	-	1.04830	4.71640	-	-	5.14720	-	11.14720	-	11.14720
	Allegan - Win	-	-	-	-	8.52540	-	-	-	0.14000	4.71640	-	-	1.75390	-	1.80110	-	21.62770	-
	TOTAL - HOMESTEAD	6.00000	-	-	-	8.52540	-	-	-	0.14000	4.71640	-	-	1.75390	-	1.80110	-	32.77490	-
03030	Allegan - Sum	6.00000	-	-	-	8.52540	-	-	-	0.14000	4.71640	-	-	5.14720	-	1.80110	-	11.14720	-
	Allegan - Win	-	-	-	-	8.52540	-	-	-	0.14000	4.71640	-	-	1.75390	-	1.80110	-	39.62770	-
	TOTAL - NON-HOME	6.00000	-	-	-	8.52540	-	-	-	0.14000	4.71640	-	-	1.75390	-	1.80110	-	50.77490	-
03070	Hopkins - Sum	6.00000	-	-	-	10.34000	-	-	-	0.14000	4.71640	-	-	5.14720	-	1.80110	-	11.14720	-
	Hopkins - Win	-	-	-	-	10.34000	-	-	-	0.14000	4.71640	-	-	0.55100	-	1.80110	-	23.78440	-
	TOTAL - HOMESTEAD	6.00000	-	-	-	10.34000	-	-	-	0.14000	4.71640	-	-	0.55100	-	1.80110	-	34.93160	-
03070	Hopkins - Sum	6.00000	-	-	-	10.34000	-	-	-	0.14000	4.71640	-	-	5.14720	-	1.80110	-	11.14720	-
	Hopkins - Win	-	-	-	-	10.34000	-	-	-	0.14000	4.71640	-	-	0.55100	-	1.80110	-	41.78440	-
	TOTAL - NON-HOME	6.00000	-	-	-	10.34000	-	-	-	0.14000	4.71640	-	-	0.55100	-	1.80110	-	52.93160	-
CASCO TWP																			
80090	Bloomington - Sum	6.00000	-	-	-	7.70000	-	-	-	0.14000	6.67320	-	-	5.14720	-	1.80110	-	5.14720	-
	Bloomington - Win	-	-	-	-	7.70000	-	-	-	0.14000	6.67320	-	-	0.56000	-	1.80110	-	29.75860	-
	TOTAL - HOMESTEAD	6.00000	-	-	-	7.70000	-	-	-	0.14000	6.67320	-	-	0.56000	-	1.80110	-	34.90580	-
80090	Bloomington - Sum	6.00000	17.21240	5.21240	-	7.70000	-	-	-	0.14000	6.67320	-	-	5.14720	-	1.80110	-	5.14720	-
	Bloomington - Win	-	-	-	-	7.70000	-	-	-	0.14000	6.67320	-	-	0.56000	-	1.80110	-	46.97100	-
	TOTAL - NON-HOME	6.00000	17.21240	5.21240	-	7.70000	-	-	-	0.14000	6.67320	-	-	0.56000	-	1.80110	-	52.11820	-
03050	Fennville - Sum	6.00000	-	-	-	6.67980	-	-	-	0.14000	4.71640	-	-	5.14720	-	1.80110	-	11.14720	-
	Fennville - Win	-	-	-	-	6.67980	-	-	-	0.14000	4.71640	-	-	0.56000	-	1.80110	-	21.27010	-
	TOTAL - HOMESTEAD	6.00000	-	-	-	6.67980	-	-	-	0.14000	4.71640	-	-	0.56000	-	1.80110	-	32.41730	-
03050	Fennville - Sum	6.00000	17.29740	5.29740	0.48850	6.67980	-	-	-	0.14000	4.71640	-	-	5.14720	-	1.80110	-	11.14720	-
	Fennville - Win	-	-	-	-	6.67980	-	-	-	0.14000	4.71640	-	-	0.56000	-	1.80110	-	38.56750	-
	TOTAL - NON-HOME	6.00000	17.29740	5.29740	0.48850	6.67980	-	-	-	0.14000	4.71640	-	-	0.56000	-	1.80110	-	49.71470	-
03440	Glenn - Sum	6.00000	-	-	-	0.94000	-	-	-	0.14000	4.71640	-	-	5.14720	-	1.80110	-	11.14720	-
	Glenn - Win	-	-	-	-	0.94000	-	-	-	0.14000	4.71640	-	-	0.56000	-	1.80110	-	15.04180	-
	TOTAL - HOMESTEAD	6.00000	-	-	-	0.94000	-	-	-	0.14000	4.71640	-	-	0.56000	-	1.80110	-	26.18900	-
03440	Glenn - Sum	6.00000	18.00000	6.00000	-	0.94000	-	-	-	0.14000	4.71640	-	-	5.14720	-	1.80110	-	11.14720	-
	Glenn - Win	-	-	-	-	0.94000	-	-	-	0.14000	4.71640	-	-	0.56000	-	1.80110	-	33.04180	-
	TOTAL - NON-HOME	6.00000	18.00000	6.00000	-	0.94000	-	-	-	0.14000	4.71640	-	-	0.56000	-	1.80110	-	44.18900	-
80010	South Haven - Sum	6.00000	-	-	-	4.50000	2.26540	-	-	0.14000	6.67320	-	-	5.14720	-	1.80110	-	17.91260	-
	South Haven - Win	-	-	-	-	4.50000	-	-	-	0.14000	6.67320	-	-	0.56000	-	1.80110	-	16.05860	-
	TOTAL - HOMESTEAD	6.00000	-	-	-	4.50000	2.26540	-	-	0.14000	6.67320	-	-	0.56000	-	1.80110	-	33.97120	-
80010	South Haven - Sum	6.00000	18.00000	6.00000	-	4.50000	2.26540	-	-	0.14000	6.67320	-	-	5.14720	-	1.80110	-	35.91260	-
	South Haven - Win	-	-	-	-	4.50000	-	-	-	0.14000	6.67320	-	-	0.56000	-	1.80110	-	16.05860	-
	TOTAL - NON-HOME	6.00000	18.00000	6.00000	-	4.50000	2.26540	-	-	0.14000	6.67320	-	-	0.56000	-	1.80110	-	51.97120	-

**2022 ALLEGAN COUNTY
CERTIFIED PROPERTY TAX RATES
(PER \$1000 TAXABLE VALUE)**

STATE CODE	PUBLIC SCHOOL BY ASSESSING UNIT	K-12 SCHOOLS						COLLEGE	INTERMEDIATE SCHOOLS				TWP/CITIES/VILLAGES				AUTHORITIES		AD VALOREM SPECIALS	COUNTY			
		STATE EDUCATION TAX	NON-PRINCIPAL RESIDENCE TAX	COMMERCIAL PERSONAL MILLAGE	EXTRA VOTED MILLAGES	DEBT	GRCC/LMCC		ALLOCATED OPERATING	VOTED OPERATING	ALLOCATED CHARTER	VOTED OPERATING	DEBT	VOTED LIBRARIES/POUL/FIRE/TRANSIT	VOTED DEBT	Unit-wide Special assessments	ALLOCATED OPERATING	COUNTY ROSTERS / SENIOR/MEDICAL CARE		TOTAL MILLS (excl. Personal)			
03030	CHESHIRE TWP	6.00000	-	-	-	8.52540	-	-	-	-	-	-	-	-	-	-	-	-	-	-	11.14720	-	11.14720
	Allegan - Sum	-	-	-	-	8.52540	-	-	-	-	-	-	-	-	-	-	-	-	-	-	-	-	22.96670
	Allegan - Win	6.00000	-	-	-	8.52540	-	-	-	-	-	-	-	-	-	-	-	-	-	-	-	-	34.11380
	TOTAL - HOMESTEAD	6.00000	-	-	-	8.52540	-	-	-	-	-	-	-	-	-	-	-	-	-	-	-	-	52.11380
03030	Allegan - Sum	6.00000	-	-	-	8.52540	-	-	-	-	-	-	-	-	-	-	-	-	-	-	-	-	11.14720
	Allegan - Win	-	18.00000	6.00000	-	8.52540	-	-	-	-	-	-	-	-	-	-	-	-	-	-	-	-	40.96670
	TOTAL - NON-HOME	6.00000	18.00000	6.00000	-	8.52540	-	-	-	-	-	-	-	-	-	-	-	-	-	-	-	-	52.11380
80090	Bloomingtondale - Sum	-	-	-	-	-	-	-	-	-	-	-	-	-	-	-	-	-	-	-	-	-	5.14720
	Bloomingtondale - Win	6.00000	-	-	-	7.70000	-	-	-	-	-	-	-	-	-	-	-	-	-	-	-	-	28.34420
	TOTAL - HOMESTEAD	6.00000	-	-	-	7.70000	-	-	-	-	-	-	-	-	-	-	-	-	-	-	-	-	33.49140
80090	Bloomingtondale - Sum	-	-	-	-	-	-	-	-	-	-	-	-	-	-	-	-	-	-	-	-	-	5.14720
	Bloomingtondale - Win	6.00000	17.21240	5.21240	-	7.70000	-	-	-	-	-	-	-	-	-	-	-	-	-	-	-	-	45.55660
	TOTAL - NON-HOME	6.00000	17.21240	5.21240	-	7.70000	-	-	-	-	-	-	-	-	-	-	-	-	-	-	-	-	50.70380
03050	CLYDE TWP	6.00000	-	-	-	6.67980	-	-	-	-	-	-	-	-	-	-	-	-	-	-	-	-	11.14720
	Fennville - Sum	-	-	-	-	6.67980	-	-	-	-	-	-	-	-	-	-	-	-	-	-	-	-	19.93130
	Fennville - Win	6.00000	-	-	-	6.67980	-	-	-	-	-	-	-	-	-	-	-	-	-	-	-	-	31.07850
	TOTAL - HOMESTEAD	6.00000	-	-	-	6.67980	-	-	-	-	-	-	-	-	-	-	-	-	-	-	-	-	51.4720
03050	Fennville - Sum	6.00000	-	-	-	6.67980	-	-	-	-	-	-	-	-	-	-	-	-	-	-	-	-	11.14720
	Fennville - Win	-	17.29740	5.29740	0.48850	6.67980	-	-	-	-	-	-	-	-	-	-	-	-	-	-	-	-	37.22870
	TOTAL - NON-HOME	6.00000	17.29740	5.29740	0.48850	6.67980	-	-	-	-	-	-	-	-	-	-	-	-	-	-	-	-	48.37590
41040	DORR TWP	6.00000	-	-	-	10.34000	-	-	-	-	-	-	-	-	-	-	-	-	-	-	-	-	17.07660
	Byron Ctr/Hopkins Debt - Sur	-	-	-	0.48470	10.34000	-	-	-	-	-	-	-	-	-	-	-	-	-	-	-	-	19.00080
	Byron Ctr/Hopkins Debt - Win	6.00000	-	-	-	10.34000	-	-	-	-	-	-	-	-	-	-	-	-	-	-	-	-	36.07740
	TOTAL - HOMESTEAD	6.00000	-	-	-	10.34000	-	-	-	-	-	-	-	-	-	-	-	-	-	-	-	-	55.14720
41040	Byron Ctr/Hopkins Debt - Sur	6.00000	9.00000	3.00000	0.48470	10.34000	-	-	-	-	-	-	-	-	-	-	-	-	-	-	-	-	26.07660
	Byron Ctr/Hopkins Debt - Win	-	9.00000	3.00000	0.48470	10.34000	-	-	-	-	-	-	-	-	-	-	-	-	-	-	-	-	28.00080
	TOTAL - NON-HOME	6.00000	18.00000	6.00000	0.96940	10.34000	-	-	-	-	-	-	-	-	-	-	-	-	-	-	-	-	54.07740
03070	Hopkins - Sum	6.00000	-	-	-	1.54500	-	-	-	-	-	-	-	-	-	-	-	-	-	-	-	-	11.14720
	Hopkins - Win	-	-	-	1.54500	10.34000	-	-	-	-	-	-	-	-	-	-	-	-	-	-	-	-	23.20900
	TOTAL - HOMESTEAD	6.00000	-	-	-	1.54500	-	-	-	-	-	-	-	-	-	-	-	-	-	-	-	-	34.35620
03070	Hopkins - Sum	6.00000	-	-	-	1.54500	-	-	-	-	-	-	-	-	-	-	-	-	-	-	-	-	11.14720
	Hopkins - Win	-	18.00000	6.00000	1.54500	10.34000	-	-	-	-	-	-	-	-	-	-	-	-	-	-	-	-	41.20900
	TOTAL - NON-HOME	6.00000	18.00000	6.00000	1.54500	10.34000	-	-	-	-	-	-	-	-	-	-	-	-	-	-	-	-	52.35620
03040	Wayland - Sum	6.00000	-	-	-	4.20000	-	-	-	-	-	-	-	-	-	-	-	-	-	-	-	-	15.34720
	Wayland - Win	-	-	-	-	4.20000	-	-	-	-	-	-	-	-	-	-	-	-	-	-	-	-	15.52400
	TOTAL - HOMESTEAD	6.00000	-	-	-	4.20000	-	-	-	-	-	-	-	-	-	-	-	-	-	-	-	-	30.87120
03040	Wayland - Sum	6.00000	9.00000	3.00000	-	4.20000	-	-	-	-	-	-	-	-	-	-	-	-	-	-	-	-	24.34720
	Wayland - Win	-	9.00000	3.00000	-	4.20000	-	-	-	-	-	-	-	-	-	-	-	-	-	-	-	-	24.52400
	TOTAL - NON-HOME	6.00000	18.00000	6.00000	-	4.20000	-	-	-	-	-	-	-	-	-	-	-	-	-	-	-	-	48.87120

2022 ALLEGAN COUNTY CERTIFIED PROPERTY TAX RATES (PER \$1000 TAXABLE VALUE)																				
STATE CODE	PUBLIC SCHOOL BY ASSESSING UNIT	K-12 SCHOOLS						COLLEGE	INTERMEDIATE SCHOOLS			TWP/CITIES/VILLAGES			AUTHORITIES		AD VALOREM SPECIALS	COUNTY		
		STATE EDUCATION TAX	NON-PRINCIPAL RESIDENCE TAX	COMMERCIAL PERSONAL MILLAGE	EXTRA VOTED MILLAGES	DEBT	GRCC/LMCC		ALLOCATED OPERATING	VOTED OPERATING	ALLOCATED CHARTER	VOTED OPERATING	DEBT	VOTED LIBRARIES/POUL/FIRE/TRANSIT	VOTED DEBT	Unit-wide Special assessments		ALLOCATED OPERATING	COUNTY VOTED ROADS / SENIOR/MEDICAL CARE	TOTAL MILLS (excl.com. Personal)
	FILLMORE TWP																			
03100	Hamilton - Sum	6.00000	-	-	-	1.09000	-	0.11760	6.03700	-	-	1.05990	5.89070	-	-	-	5.14720	-	18.39180	
	Hamilton - Win	-	-	-	-	1.09000	-	-	-	-	-	-	-	-	-	-	-	-	9.84170	
	TOTAL - HOMESTEAD	6.00000	-	-	-	2.18000	-	0.11760	6.03700	-	-	1.05990	5.89070	-	-	-	5.14720	-	28.23350	
03100	Hamilton - Sum	6.00000	9.00000	3.00000	-	1.09000	-	0.11760	6.03700	-	-	1.05990	5.89070	-	-	-	5.14720	-	27.39180	
	Hamilton - Win	-	9.00000	3.00000	-	1.09000	-	-	-	-	-	-	-	-	-	-	-	-	18.84170	
	TOTAL - NON-HOME	6.00000	18.00000	6.00000	-	2.18000	-	0.11760	6.03700	-	-	1.05990	5.89070	-	-	-	5.14720	-	46.23350	
70350	Zeeland - Sum	6.00000	-	-	0.68610	3.72500	-	0.11760	6.03700	-	-	1.05990	5.89070	-	-	-	5.14720	-	21.71290	
	Zeeland - Win	-	-	-	0.68610	3.72500	-	-	-	-	-	-	-	-	-	-	-	-	13.16280	
	TOTAL - HOMESTEAD	6.00000	-	-	1.37220	7.45000	-	0.11760	6.03700	-	-	1.05990	5.89070	-	-	-	5.14720	-	34.87570	
70350	Zeeland - Sum	6.00000	9.00000	3.00000	0.68610	3.72500	-	0.11760	6.03700	-	-	1.05990	5.89070	-	-	-	5.14720	-	30.71290	
	Zeeland - Win	-	9.00000	3.00000	0.68610	3.72500	-	-	-	-	-	-	-	-	-	-	-	-	22.16280	
	TOTAL - NON-HOME	6.00000	18.00000	6.00000	1.37220	7.45000	-	0.11760	6.03700	-	-	1.05990	5.89070	-	-	-	5.14720	-	52.87570	
	GANGES TWP																			
03050	Fennville - Sum	6.00000	-	-	-	-	-	0.14000	4.71640	-	-	0.48390	3.24400	-	-	-	5.14720	-	11.14720	
	Fennville - Win	-	-	-	0.48850	6.67980	-	-	-	-	-	-	-	-	-	-	-	-	18.11370	
	TOTAL - HOMESTEAD	6.00000	-	-	0.48850	6.67980	-	0.14000	4.71640	-	-	0.48390	3.24400	-	-	-	5.14720	-	29.26090	
03050	Fennville - Sum	6.00000	17.29740	5.29740	0.48850	6.67980	-	0.14000	4.71640	-	-	0.48390	3.24400	-	-	-	5.14720	-	11.14720	
	Fennville - Win	-	17.29740	5.29740	0.48850	6.67980	-	-	-	-	-	-	-	-	-	-	-	-	35.41110	
	TOTAL - NON-HOME	6.00000	17.29740	5.29740	0.48850	6.67980	-	0.14000	4.71640	-	-	0.48390	3.24400	-	-	-	5.14720	-	46.55830	
03440	Glenn - Sum	6.00000	-	-	-	0.94000	-	0.14000	4.71640	-	-	0.48390	3.24400	-	-	-	5.14720	-	11.14720	
	Glenn - Win	-	-	-	-	0.94000	-	-	-	-	-	-	-	-	-	-	-	-	11.88540	
	TOTAL - HOMESTEAD	6.00000	-	-	-	0.94000	-	0.14000	4.71640	-	-	0.48390	3.24400	-	-	-	5.14720	-	23.03260	
03440	Glenn - Sum	6.00000	18.00000	6.00000	-	0.94000	-	0.14000	4.71640	-	-	0.48390	3.24400	-	-	-	5.14720	-	11.14720	
	Glenn - Win	-	18.00000	6.00000	-	0.94000	-	-	-	-	-	-	-	-	-	-	-	-	29.88540	
	TOTAL - NON-HOME	6.00000	18.00000	6.00000	-	0.94000	-	0.14000	4.71640	-	-	0.48390	3.24400	-	-	-	5.14720	-	41.03260	
	GUN PLAIN TWP																			
08010	Delton - Sum	6.00000	-	-	-	-	-	0.11380	2.10630	-	-	2.62080	1.92230	-	-	-	5.14720	-	11.14720	
	Delton - Win	-	-	-	-	4.90000	-	-	-	-	-	-	-	-	-	-	-	-	15.69120	
	TOTAL - HOMESTEAD	6.00000	-	-	-	4.90000	-	0.11380	2.10630	-	-	2.62080	1.92230	-	-	-	5.14720	-	26.83840	
08010	Delton - Sum	6.00000	18.00000	6.00000	-	4.90000	-	0.11380	2.10630	-	-	2.62080	1.92230	-	-	-	5.14720	-	11.14720	
	Delton - Win	-	18.00000	6.00000	-	4.90000	-	-	-	-	-	-	-	-	-	-	-	-	33.69120	
	TOTAL - NON-HOME	6.00000	18.00000	6.00000	-	4.90000	-	0.11380	2.10630	-	-	2.62080	1.92230	-	-	-	5.14720	-	44.83840	

**2022 ALLEGAN COUNTY
CERTIFIED PROPERTY TAX RATES
(PER \$1000 TAXABLE VALUE)**

STATE CODE	PUBLIC SCHOOL BY ASSESSING UNIT	K-12 SCHOOLS					COLLEGE	INTERMEDIATE SCHOOLS			TWP/CITIES/VILLAGES			AUTHORITIES		AD VALOREM SPECIALS	COUNTY		
		STATE EDUCATION TAX	NON-PRINCIPAL RESIDENCE TAX	COMMERCIAL PERSONAL MILLAGE	EXTRA VOTED MILLAGES	DEBT		GRCC/LMCC	ALLOTTED OPERATING	VOTED OPERATING	ALLOTTED CHARTER	VOTED OPERATING	DEBT	VOTED LIBRARIES/POUL/FIRE/TRANSIT	VOTED DEBT		Unit-wide Special assessments	ALLOTTED OPERATING	COUNTY VOTED ROADS/SENIOR/MEDICAL CARE
GUN PLAIN TWP (cont.)																			
03060	Martin - Sum	6.00000	-	-	-	-	-	-	-	-	-	-	-	-	-	-	-	-	-
	Martin - Win	-	-	-	-	7.00000	-	0.14000	4.71640	2.62080	1.92230	-	1.46690	0.76000	-	5.14720	-	1.80110	-
	TOTAL - HOMESTEAD	6.00000	-	-	-	7.00000	-	0.14000	4.71640	2.62080	1.92230	-	1.46690	0.76000	-	5.14720	-	1.80110	-
03060	Martin - Sum	6.00000	-	-	-	7.00000	-	0.14000	4.71640	2.62080	1.92230	-	1.46690	0.76000	-	5.14720	-	1.80110	-
	Martin - Win	-	-	-	-	-	-	-	-	-	-	-	-	-	-	-	-	-	-
	TOTAL - NON-HOME	6.00000	-	-	-	7.00000	-	0.14000	4.71640	2.62080	1.92230	-	1.46690	0.76000	-	5.14720	-	1.80110	-
03010	Plainwell - Sum	6.00000	-	-	-	10.55000	-	0.14000	4.71640	2.62080	1.92230	-	1.46690	0.76000	-	5.14720	-	1.80110	-
	Plainwell - Win	-	-	-	-	10.55000	-	0.14000	4.71640	2.62080	1.92230	-	1.46690	0.76000	-	5.14720	-	1.80110	-
	TOTAL - HOMESTEAD	6.00000	-	-	-	10.55000	-	0.14000	4.71640	2.62080	1.92230	-	1.46690	0.76000	-	5.14720	-	1.80110	-
03010	Plainwell - Sum	6.00000	-	-	-	10.55000	-	0.14000	4.71640	2.62080	1.92230	-	1.46690	0.76000	-	5.14720	-	1.80110	-
	Plainwell - Win	-	-	-	-	10.55000	-	0.14000	4.71640	2.62080	1.92230	-	1.46690	0.76000	-	5.14720	-	1.80110	-
	TOTAL - NON-HOME	6.00000	-	-	-	10.55000	-	0.14000	4.71640	2.62080	1.92230	-	1.46690	0.76000	-	5.14720	-	1.80110	-
HEATH TWP																			
03030	Allegan - Sum	6.00000	-	-	-	8.52540	-	0.14000	4.71640	1.04870	4.41070	-	1.75390	-	-	5.14720	-	1.80110	-
	Allegan - Win	-	-	-	-	8.52540	-	0.14000	4.71640	1.04870	4.41070	-	1.75390	-	-	5.14720	-	1.80110	-
	TOTAL - HOMESTEAD	6.00000	-	-	-	8.52540	-	0.14000	4.71640	1.04870	4.41070	-	1.75390	-	-	5.14720	-	1.80110	-
03030	Allegan - Sum	6.00000	-	-	-	8.52540	-	0.14000	4.71640	1.04870	4.41070	-	1.75390	-	-	5.14720	-	1.80110	-
	Allegan - Win	-	-	-	-	8.52540	-	0.14000	4.71640	1.04870	4.41070	-	1.75390	-	-	5.14720	-	1.80110	-
	TOTAL - NON-HOME	6.00000	-	-	-	8.52540	-	0.14000	4.71640	1.04870	4.41070	-	1.75390	-	-	5.14720	-	1.80110	-
03100	Hamilton - Sum	6.00000	-	-	-	1.09000	-	0.11760	6.03700	-	4.41070	-	-	-	-	5.14720	-	1.80110	-
	Hamilton - Win	-	-	-	-	1.09000	-	0.11760	6.03700	-	4.41070	-	-	-	-	5.14720	-	1.80110	-
	TOTAL - HOMESTEAD	6.00000	-	-	-	2.18000	-	0.11760	6.03700	-	4.41070	-	-	-	-	5.14720	-	1.80110	-
03100	Hamilton - Sum	6.00000	9.00000	3.00000	-	1.09000	-	0.11760	6.03700	-	4.41070	-	-	-	-	5.14720	-	1.80110	-
	Hamilton - Win	-	9.00000	3.00000	-	1.09000	-	-	-	-	4.41070	-	-	-	-	-	-	1.80110	-
	TOTAL - NON-HOME	6.00000	18.00000	6.00000	-	2.18000	-	0.11760	6.03700	-	4.41070	-	-	-	-	5.14720	-	1.80110	-
HOPKINS TWP																			
03070	Hopkins - Sum	6.00000	-	-	-	10.34000	-	0.14000	4.71640	1.04620	2.05560	-	0.55100	-	-	5.14720	-	1.80110	-
	Hopkins - Win	-	-	-	-	1.54500	-	0.14000	4.71640	1.04620	2.05560	-	0.55100	-	-	5.14720	-	1.80110	-
	TOTAL - HOMESTEAD	6.00000	-	-	-	1.54500	-	0.14000	4.71640	1.04620	2.05560	-	0.55100	-	-	5.14720	-	1.80110	-
03070	Hopkins - Sum	6.00000	-	-	-	10.34000	-	0.14000	4.71640	1.04620	2.05560	-	0.55100	-	-	5.14720	-	1.80110	-
	Hopkins - Win	-	-	-	-	1.54500	-	0.14000	4.71640	1.04620	2.05560	-	0.55100	-	-	5.14720	-	1.80110	-
	TOTAL - NON-HOME	6.00000	-	-	-	1.54500	-	0.14000	4.71640	1.04620	2.05560	-	0.55100	-	-	5.14720	-	1.80110	-
03060	Martin - Sum	6.00000	-	-	-	7.00000	-	0.14000	4.71640	1.04620	2.05560	-	0.55100	-	-	5.14720	-	1.80110	-
	Martin - Win	-	-	-	-	7.00000	-	0.14000	4.71640	1.04620	2.05560	-	0.55100	-	-	5.14720	-	1.80110	-
	TOTAL - HOMESTEAD	6.00000	-	-	-	7.00000	-	0.14000	4.71640	1.04620	2.05560	-	0.55100	-	-	5.14720	-	1.80110	-

**2022 ALLEGAN COUNTY
CERTIFIED PROPERTY TAX RATES
(PER \$1000 TAXABLE VALUE)**

STATE CODE	PUBLIC SCHOOL BY ASSESSING UNIT	K-12 SCHOOLS					COLLEGE	INTERMEDIATE SCHOOLS			TWP/CITIES/VILLAGES			AUTHORITIES		AD VALOREM SPECIALS	COUNTY			
		STATE EDUCATION TAX	NON-PRINCIPAL RESIDENCE TAX	COMMERCIAL PERSONAL MILLAGE	EXTRA VOTED MILLAGES	DEBT		GRCC/LMCC	ALLOCATED OPERATING	VOTED OPERATING	ALLOCATED CHARTER	VOTED OPERATING	DEBT	VOTED LIBRARIES/PO	VOTED DEBT		Unit-wide Special assessments	ALLOCATE D OPERATING	COUNTY VOTED ROADS / SENIOR/MEDICAL CARE	TOTAL MILLS (excl.com. Personal)
03060	HOPKINS TWP (cont.)																			
	Marlin - Sum	6.00000	-	-	-	-	-	-	-	-	-	-	-	-	-	5.14720	-	11.14720		
	Marlin - Win	18.00000	18.00000	6.00000	-	7.00000	-	0.14000	4.71640	4.71640	1.04620	2.05560	1.04620	2.05560	0.55100	-	1.80110	35.31030		
	TOTAL - NON-HOME	6.00000	18.00000	6.00000	-	7.00000	-	0.14000	4.71640	4.71640	1.04620	2.05560	1.04620	2.05560	0.55100	5.14720	1.80110	46.45750		
03040	Wayland - Sum	6.00000	-	-	-	4.20000	-	-	-	-	-	-	-	-	-	5.14720	-	15.34720		
	Wayland - Win	9.00000	9.00000	3.00000	0.59100	4.20000	-	0.14000	4.71640	4.71640	1.04620	2.05560	1.04620	2.05560	0.55100	-	1.80110	14.51030		
	TOTAL - HOMESTEAD	6.00000	-	-	-	8.40000	-	0.14000	4.71640	4.71640	1.04620	2.05560	1.04620	2.05560	0.55100	5.14720	1.80110	29.85750		
03040	Wayland - Sum	6.00000	9.00000	3.00000	-	4.20000	-	-	-	-	-	-	-	-	-	5.14720	-	24.34720		
	Wayland - Win	9.00000	9.00000	3.00000	0.59090	4.20000	-	0.14000	4.71640	4.71640	1.04620	2.05560	1.04620	2.05560	0.55100	-	1.80110	23.51030		
	TOTAL - NON-HOME	6.00000	18.00000	6.00000	-	8.40000	-	0.14000	4.71640	4.71640	1.04620	2.05560	1.04620	2.05560	0.55100	5.14720	1.80110	47.85750		
03100	LAKETOWN TWP																			
	Hamilton - Sum	6.00000	-	-	-	2.18000	-	0.11760	6.03700	6.03700	-	-	-	-	-	5.14720	-	17.30180		
	Hamilton - Win	-	-	-	-	2.18000	-	0.11760	-	-	1.00000	2.97560	1.00000	2.97560	1.40910	-	1.80110	9.36580		
	TOTAL - HOMESTEAD	6.00000	-	-	-	2.18000	-	0.11760	6.03700	6.03700	1.00000	2.97560	1.00000	2.97560	1.40910	5.14720	1.80110	26.66760		
03100	Hamilton - Sum	6.00000	-	-	-	2.18000	-	0.11760	6.03700	6.03700	-	-	-	-	-	5.14720	-	17.30180		
	Hamilton - Win	-	-	-	-	2.18000	-	-	-	-	1.00000	2.97560	1.00000	2.97560	1.40910	-	1.80110	27.36580		
	TOTAL - NON-HOME	6.00000	18.00000	6.00000	-	2.18000	-	0.11760	6.03700	6.03700	1.00000	2.97560	1.00000	2.97560	1.40910	5.14720	1.80110	44.66760		
70020	Holland - Sum	6.00000	-	-	0.59100	2.36500	-	0.11760	6.03700	6.03700	-	-	-	-	-	5.14720	-	21.26310		
	Holland - Win	-	-	-	0.59090	2.36500	-	-	-	-	1.00000	2.97560	1.00000	2.97560	1.88430	-	1.80110	11.14680		
	TOTAL - HOMESTEAD	6.00000	-	-	1.18190	4.73000	-	0.11760	6.03700	6.03700	1.00000	2.97560	1.00000	2.97560	2.35960	5.14720	1.80110	32.41000		
70020	Holland - Sum	6.00000	9.00000	3.00000	0.59100	2.36500	-	0.11760	6.03700	6.03700	-	-	-	-	-	5.14720	-	30.26310		
	Holland - Win	9.00000	9.00000	3.00000	0.59090	2.36500	-	-	-	-	1.00000	2.97560	1.00000	2.97560	1.88430	-	1.80110	20.14680		
	TOTAL - NON-HOME	6.00000	18.00000	6.00000	-	4.73000	-	0.11760	6.03700	6.03700	1.00000	2.97560	1.00000	2.97560	2.35960	5.14720	1.80110	50.41000		
03080	Saugatuck - Sum	6.00000	-	-	0.35320	1.72500	-	0.11760	6.03700	6.03700	-	-	-	-	-	5.14720	-	19.38000		
	Saugatuck - Win	-	-	-	0.35310	1.72500	-	-	-	-	1.00000	2.97560	1.00000	2.97560	1.40910	-	1.80110	9.26390		
	TOTAL - HOMESTEAD	6.00000	-	-	0.70630	3.45000	-	0.11760	6.03700	6.03700	1.00000	2.97560	1.00000	2.97560	1.40910	5.14720	1.80110	28.64390		
03080	Saugatuck - Sum	6.00000	9.00000	3.00000	0.35320	1.72500	-	0.11760	6.03700	6.03700	-	-	-	-	-	5.14720	-	28.38000		
	Saugatuck - Win	9.00000	9.00000	3.00000	0.35310	1.72500	-	0.11760	6.03700	6.03700	1.00000	2.97560	1.00000	2.97560	1.40910	-	1.80110	18.26390		
	TOTAL - NON-HOME	6.00000	18.00000	6.00000	-	3.45000	-	0.11760	6.03700	6.03700	1.00000	2.97560	1.00000	2.97560	1.40910	5.14720	1.80110	46.64390		
03030	LEE TWP																			
	Allegan - Sum	6.00000	-	-	-	-	-	0.14000	4.71640	4.71640	1.02650	3.35580	1.02650	3.35580	1.75390	-	5.00000	11.14720		
	Allegan - Win	-	-	-	-	8.52540	-	-	-	-	1.02650	3.35580	1.02650	3.35580	1.75390	5.00000	1.80110	26.31910		
	TOTAL - HOMESTEAD	6.00000	-	-	-	8.52540	-	0.14000	4.71640	4.71640	1.02650	3.35580	1.02650	3.35580	1.75390	5.00000	1.80110	37.46630		
03030	Allegan - Sum	6.00000	-	-	-	-	-	0.14000	4.71640	4.71640	1.02650	3.35580	1.02650	3.35580	1.75390	-	5.00000	11.14720		
	Allegan - Win	18.00000	18.00000	6.00000	0.59090	8.52540	-	0.14000	4.71640	4.71640	1.02650	3.35580	1.02650	3.35580	1.75390	5.00000	1.80110	44.31910		
	TOTAL - NON-HOME	6.00000	18.00000	6.00000	-	8.52540	-	0.14000	4.71640	4.71640	1.02650	3.35580	1.02650	3.35580	1.75390	5.00000	1.80110	55.46630		

**2022 ALLEGAN COUNTY
CERTIFIED PROPERTY TAX RATES
(PER \$1000 TAXABLE VALUE)**

STATE CODE	PUBLIC SCHOOL BY ASSESSING UNIT	K-12 SCHOOLS					COLLEGE	INTERMEDIATE SCHOOLS			TWP/CITIES/VILLAGES			AUTHORITIES			AD VALOREM SPECIALS	COUNTY	
		STATE EDUCATION TAX	NON-PRINCIPAL RESIDENCE TAX	COMMERCIAL PERSONAL MILLAGE	EXTRA VOTED MILLAGES	DEBT		GRCC/LMCC	ALLOCATED OPERATING	VOTED OPERATING	ALLOCATED CHARTER	VOTED OPERATING	DEBT	VOTED LIBRARIES/POUL/FIRE/TRANSIT	VOTED DEBT	Unit-wide Special assessments		ALLOCATE D OPERATING	COUNTY VOTED ROADS/ SENIOR/MEDICAL CARE
	LEE TWP (cont.)																		
80090	Bloomington - Sum	6.00000	-	-	-	7.70000	-	-	6.67320	-	-	-	-	-	-	5.14720	-	5.14720	
	Bloomington - Win	6.00000	-	-	-	7.70000	-	0.14000	6.67320	-	3.35580	-	-	-	-	5.00000	-	1.80110	
	TOTAL - HOMESTEAD	6.00000	-	-	-	7.70000	-	0.14000	6.67320	-	3.35580	-	-	-	-	5.00000	-	1.80110	
80090	Bloomington - Sum	6.00000	17.21240	5.21240	-	7.70000	-	0.14000	6.67320	-	3.35580	-	-	-	-	5.00000	-	1.80110	
	Bloomington - Win	6.00000	17.21240	5.21240	-	7.70000	-	0.14000	6.67320	-	3.35580	-	-	-	-	5.00000	-	1.80110	
	TOTAL - NON-HOME	6.00000	17.21240	5.21240	-	7.70000	-	0.14000	6.67320	-	3.35580	-	-	-	-	5.00000	-	1.80110	
03050	Fennville - Sum	6.00000	-	-	0.48850	6.67980	-	0.14000	4.71640	-	-	-	-	-	-	5.14720	-	11.14720	
	Fennville - Win	6.00000	-	-	0.48850	6.67980	-	0.14000	4.71640	-	3.35580	-	-	-	-	5.00000	-	1.80110	
	TOTAL - HOMESTEAD	6.00000	-	-	0.48850	6.67980	-	0.14000	4.71640	-	3.35580	-	-	-	-	5.00000	-	1.80110	
03050	Fennville - Sum	6.00000	17.29740	5.29740	0.48850	6.67980	-	0.14000	4.71640	-	3.35580	-	-	-	-	5.00000	-	11.14720	
	Fennville - Win	6.00000	17.29740	5.29740	0.48850	6.67980	-	0.14000	4.71640	-	3.35580	-	-	-	-	5.00000	-	23.20810	
	TOTAL - NON-HOME	6.00000	17.29740	5.29740	0.48850	6.67980	-	0.14000	4.71640	-	3.35580	-	-	-	-	5.00000	-	34.35530	
	LEIGHTON TWP																		
41050	Caledonia - Sum	6.00000	-	-	-	7.00000	-	0.08560	5.35910	-	-	-	-	-	-	5.14720	-	16.59190	
	Caledonia - Win	6.00000	-	-	-	7.00000	-	1.70850	5.35910	-	3.45860	-	-	-	-	5.00000	-	15.01450	
	TOTAL - HOMESTEAD	6.00000	-	-	-	7.00000	-	1.70850	5.35910	-	3.45860	-	-	-	-	5.14720	-	31.60640	
41050	Caledonia - Sum	6.00000	-	-	-	7.00000	-	0.08560	5.35910	-	-	-	-	-	-	5.14720	-	16.59190	
	Caledonia - Win	6.00000	18.00000	6.00000	-	7.00000	-	1.70850	5.35910	-	3.45860	-	-	-	-	5.00000	-	33.01450	
	TOTAL - NON-HOME	6.00000	18.00000	6.00000	-	7.00000	-	1.70850	5.35910	-	3.45860	-	-	-	-	5.14720	-	49.60640	
08050	Thornapple-Kellogg-Sum	6.00000	-	-	-	9.65000	-	0.08560	5.35910	-	-	-	-	-	-	5.14720	-	16.59190	
	Thornapple-Kellogg-Win	6.00000	-	-	-	9.65000	-	1.70850	5.35910	-	3.45860	-	-	-	-	5.00000	-	17.66450	
	TOTAL - HOMESTEAD	6.00000	-	-	-	9.65000	-	1.70850	5.35910	-	3.45860	-	-	-	-	5.14720	-	34.25640	
08050	Thornapple-Kellogg-Sum	6.00000	-	-	-	9.65000	-	0.08560	5.35910	-	-	-	-	-	-	5.14720	-	16.59190	
	Thornapple-Kellogg-Win	6.00000	18.00000	6.00000	-	9.65000	-	1.70850	5.35910	-	3.45860	-	-	-	-	5.00000	-	35.66450	
	TOTAL - NON-HOME	6.00000	18.00000	6.00000	-	9.65000	-	1.70850	5.35910	-	3.45860	-	-	-	-	5.14720	-	52.25640	
03040	Wayland - Sum	6.00000	-	-	-	4.20000	-	0.14000	4.71640	-	-	-	-	-	-	5.14720	-	15.34720	
	Wayland - Win	6.00000	-	-	-	4.20000	-	0.14000	4.71640	-	3.45860	-	-	-	-	5.00000	-	15.36240	
	TOTAL - HOMESTEAD	6.00000	-	-	-	4.20000	-	0.14000	4.71640	-	3.45860	-	-	-	-	5.14720	-	30.70960	
03040	Wayland - Sum	6.00000	9.00000	3.00000	-	4.20000	-	0.14000	4.71640	-	-	-	-	-	-	5.14720	-	24.34720	
	Wayland - Win	6.00000	9.00000	3.00000	-	4.20000	-	0.14000	4.71640	-	3.45860	-	-	-	-	5.00000	-	24.36240	
	TOTAL - NON-HOME	6.00000	18.00000	6.00000	-	8.40000	-	0.14000	4.71640	-	3.45860	-	-	-	-	5.14720	-	48.70960	

**2022 ALLEGAN COUNTY
CERTIFIED PROPERTY TAX RATES
(PER \$1000 TAXABLE VALUE)**

STATE CODE	PUBLIC SCHOOL BY ASSESSING UNIT	K-12 SCHOOLS					COLLEGE	INTERMEDIATE SCHOOLS			TWP/CITIES/VILLAGES			AUTHORITIES		AD VALOREM SPECIALS	COUNTY		
		STATE EDUCATION TAX	NON-PRINCIPAL RESIDENCE TAX	COMMERCIAL PERSONAL MILLAGE	EXTRA VOTED MILLAGES	DEBT		GRCC/LMCC	ALLOCATED OPERATING	VOTED OPERATING	ALLOCATED CHARTER	VOTED OPERATING	DEBT	VOTED LIBRARIES/POULFIRE/TRANSIT	VOTED DEBT		UNIT-WIDE SPECIAL ASSESSMENTS	ALLOCATED OPERATING	COUNTY ROADS/SENIOR/MEDICAL CARE
	MANLIUS TWP																		
03050	Fennville - Sum	6.00000	-	-	-	-	-	-	-	-	-	-	-	-	-	-	-	-	11.14720
	Fennville - Win	-	-	-	0.48850	6.67980	-	0.14000	4.71640	-	-	-	-	-	-	-	-	-	20.09510
	TOTAL - HOMESTEAD	6.00000	-	-	0.48850	6.67980	-	0.14000	4.71640	-	-	-	-	-	-	-	-	-	31.24230
03050	Fennville - Sum	6.00000	-	-	-	-	-	-	-	-	-	-	-	-	-	-	-	-	11.14720
	Fennville - Win	-	17.29740	5.29740	0.48850	6.67980	-	0.14000	4.71640	-	-	-	-	-	-	-	-	-	37.39250
	TOTAL - NON-HOME	6.00000	17.29740	5.29740	0.48850	6.67980	-	0.14000	4.71640	-	-	-	-	-	-	-	-	-	48.53970
03100	Hamilton - Sum	6.00000	-	-	-	1.09000	-	0.11760	6.03700	-	-	-	-	-	-	-	-	-	18.39180
	Hamilton - Win	-	-	-	-	1.09000	-	0.11760	6.03700	-	-	-	-	-	-	-	-	-	9.16040
	TOTAL - HOMESTEAD	6.00000	-	-	-	2.18000	-	0.11760	6.03700	-	-	-	-	-	-	-	-	-	27.55220
03100	Hamilton - Sum	6.00000	9.00000	3.00000	-	1.09000	-	0.11760	6.03700	-	-	-	-	-	-	-	-	-	27.39180
	Hamilton - Win	-	9.00000	3.00000	-	1.09000	-	0.11760	6.03700	-	-	-	-	-	-	-	-	-	18.16040
	TOTAL - NON-HOME	6.00000	18.00000	6.00000	-	2.18000	-	0.11760	6.03700	-	-	-	-	-	-	-	-	-	45.55220
	MARTIN TWP																		
03060	Martin - Sum	6.00000	-	-	-	-	-	-	-	-	-	-	-	-	-	-	-	-	11.14720
	Martin - Win	-	-	-	-	7.00000	-	0.14000	4.71640	-	-	-	-	-	-	-	-	-	20.40180
	TOTAL - HOMESTEAD	6.00000	-	-	-	7.00000	-	0.14000	4.71640	-	-	-	-	-	-	-	-	-	31.54900
03060	Martin - Sum	6.00000	-	-	-	-	-	-	-	-	-	-	-	-	-	-	-	-	11.14720
	Martin - Win	-	18.00000	6.00000	-	7.00000	-	0.14000	4.71640	-	-	-	-	-	-	-	-	-	38.40180
	TOTAL - NON-HOME	6.00000	18.00000	6.00000	-	7.00000	-	0.14000	4.71640	-	-	-	-	-	-	-	-	-	49.54900
03010	Plainwell - Sum	6.00000	-	-	-	-	-	-	-	-	-	-	-	-	-	-	-	-	11.14720
	Plainwell - Win	-	-	-	-	10.55000	-	0.14000	4.71640	-	-	-	-	-	-	-	-	-	23.95180
	TOTAL - HOMESTEAD	6.00000	-	-	-	10.55000	-	0.14000	4.71640	-	-	-	-	-	-	-	-	-	35.09900
03010	Plainwell - Sum	6.00000	-	-	-	-	-	-	-	-	-	-	-	-	-	-	-	-	11.14720
	Plainwell - Win	-	18.00000	6.00000	-	10.55000	-	0.14000	4.71640	-	-	-	-	-	-	-	-	-	41.95180
	TOTAL - NON-HOME	6.00000	18.00000	6.00000	-	10.55000	-	0.14000	4.71640	-	-	-	-	-	-	-	-	-	53.09900
	MONTEREY TWP																		
03030	Allegan - Sum	6.00000	-	-	-	-	-	-	-	-	-	-	-	-	-	-	-	-	11.14720
	Allegan - Win	-	-	-	-	8.52540	-	0.14000	4.71640	-	-	-	-	-	-	-	-	-	22.83220
	TOTAL - HOMESTEAD	6.00000	-	-	-	8.52540	-	0.14000	4.71640	-	-	-	-	-	-	-	-	-	33.97940
03030	Allegan - Sum	6.00000	-	-	-	-	-	-	-	-	-	-	-	-	-	-	-	-	11.14720
	Allegan - Win	-	18.00000	6.00000	-	8.52540	-	0.14000	4.71640	-	-	-	-	-	-	-	-	-	40.83220
	TOTAL - NON-HOME	6.00000	18.00000	6.00000	-	8.52540	-	0.14000	4.71640	-	-	-	-	-	-	-	-	-	51.97940

**2022 ALLEGAN COUNTY
CERTIFIED PROPERTY TAX RATES
(PER \$1000 TAXABLE VALUE)**

STATE CODE	PUBLIC SCHOOL BY ASSESSING UNIT	K-12 SCHOOLS					COLLEGE	INTERMEDIATE SCHOOLS			TWP/CITIES/VILLAGES			AUTHORITIES		AD VALOREM SPECIALS	COUNTY			
		STATE EDUCATION TAX	NON-PRINCIPAL RESIDENCE TAX	COMMERCIAL PERSONAL MILLAGE	EXTRA VOTED MILLAGES	DEBT		GRCC/LMCC	ALLOCATED OPERATING	VOTED OPERATING	ALLOCATED CHARTER	VOTED OPERATING	DEBT	VOTED LIBRARIES/POUL/FIRE/TRANSIT	VOTED DEBT		Unit-wide Special assessments	ALLOCATED OPERATING	COUNTY ROADS/SENIOR/MEDICAL CARE	COUNTY VOTED
	MONTEREY TWP (cont.)																			
03100	Hamilton - Sum	6.00000	-	-	-	1.09000	-	0.11760	6.03700	-	-	-	1.04080	4.85460	-	-	5.14720	-	18.39180	
	Hamilton - Win	-	-	-	-	1.09000	-	-	-	-	-	-	1.04080	4.85460	-	0.55100	-	1.80110	9.33750	
	TOTAL - HOMESTEAD	6.00000	-	-	-	2.18000	-	0.11760	6.03700	-	-	-	1.04080	4.85460	-	0.55100	5.14720	1.80110	27.72930	
03100	Hamilton - Sum	6.00000	9.00000	3.00000	-	1.09000	-	0.11760	6.03700	-	-	-	1.04080	4.85460	-	-	5.14720	-	27.39180	
	Hamilton - Win	-	9.00000	3.00000	-	1.09000	-	-	-	-	-	-	1.04080	4.85460	-	0.55100	-	1.80110	18.33750	
	TOTAL - NON-HOME	6.00000	18.00000	6.00000	-	2.18000	-	0.11760	6.03700	-	-	-	1.04080	4.85460	-	0.55100	5.14720	1.80110	45.72930	
03070	Hopkins - Sum	6.00000	-	-	-	-	-	-	-	-	-	-	-	-	-	-	5.14720	-	11.14720	
	Hopkins - Win	-	-	-	1.54500	10.34000	-	0.14000	4.71640	-	-	-	1.04080	4.85460	-	0.55100	-	1.80110	24.98890	
	TOTAL - HOMESTEAD	6.00000	-	-	1.54500	10.34000	-	0.14000	4.71640	-	-	-	1.04080	4.85460	-	0.55100	5.14720	1.80110	36.13610	
03070	Hopkins - Sum	6.00000	-	-	-	-	-	-	-	-	-	-	-	-	-	-	5.14720	-	11.14720	
	Hopkins - Win	-	18.00000	6.00000	1.54500	10.34000	-	0.14000	4.71640	-	-	-	1.04080	4.85460	-	0.55100	-	1.80110	42.98890	
	TOTAL - NON-HOME	6.00000	18.00000	6.00000	1.54500	10.34000	-	0.14000	4.71640	-	-	-	1.04080	4.85460	-	0.55100	5.14720	1.80110	54.13610	
	OTSEGO TWP																			
03030	Allegan - Sum	6.00000	-	-	-	4.26270	-	-	-	-	-	-	-	-	-	-	5.14720	-	15.40990	
	Allegan - Win	-	-	-	-	4.26270	-	0.14000	4.71640	-	-	1.06430	2.22460	-	0.96770	0.55000	-	1.80110	15.72680	
	TOTAL - HOMESTEAD	6.00000	-	-	-	8.52540	-	0.14000	4.71640	-	-	1.06430	2.22460	-	0.96770	0.55000	5.14720	1.80110	31.13670	
03030	Allegan - Sum	6.00000	9.00000	3.00000	-	4.26270	-	-	-	-	-	-	-	-	-	-	5.14720	-	24.40990	
	Allegan - Win	-	9.00000	3.00000	-	4.26270	-	0.14000	4.71640	-	-	1.06430	2.22460	-	0.96770	0.55000	-	1.80110	24.72680	
	TOTAL - NON-HOME	6.00000	18.00000	6.00000	-	8.52540	-	0.14000	4.71640	-	-	1.06430	2.22460	-	0.96770	0.55000	5.14720	1.80110	49.13670	
03060	Marlin - Sum	6.00000	-	-	-	-	-	-	-	-	-	-	-	-	-	-	5.14720	-	11.14720	
	Marlin - Win	-	-	-	-	7.00000	-	0.14000	4.71640	-	-	1.06430	2.22460	-	0.96770	0.55000	-	1.80110	18.46410	
	TOTAL - HOMESTEAD	6.00000	-	-	-	7.00000	-	0.14000	4.71640	-	-	1.06430	2.22460	-	0.96770	0.55000	5.14720	1.80110	29.61130	
03060	Marlin - Sum	6.00000	-	-	-	-	-	-	-	-	-	-	-	-	-	-	5.14720	-	11.14720	
	Marlin - Win	-	18.00000	6.00000	-	7.00000	-	0.14000	4.71640	-	-	1.06430	2.22460	-	0.96770	0.55000	-	1.80110	36.46410	
	TOTAL - NON-HOME	6.00000	18.00000	6.00000	-	7.00000	-	0.14000	4.71640	-	-	1.06430	2.22460	-	0.96770	0.55000	5.14720	1.80110	47.61130	
03020	Otsego - Sum	6.00000	-	-	-	-	-	-	-	-	-	-	-	-	-	-	5.14720	-	11.14720	
	Otsego - Win	-	-	-	-	8.49000	-	0.14000	4.71640	-	-	1.06430	2.22460	-	0.96770	0.55000	-	1.80110	19.95410	
	TOTAL - HOMESTEAD	6.00000	-	-	-	8.49000	-	0.14000	4.71640	-	-	1.06430	2.22460	-	0.96770	0.55000	5.14720	1.80110	31.10130	
03020	Otsego - Sum	6.00000	-	-	-	-	-	-	-	-	-	-	-	-	-	-	5.14720	-	11.14720	
	Otsego - Win	-	17.26740	5.26740	-	8.49000	-	0.14000	4.71640	-	-	1.06430	2.22460	-	0.96770	0.55000	-	1.80110	37.22150	
	TOTAL - NON-HOME	6.00000	17.26740	5.26740	-	8.49000	-	0.14000	4.71640	-	-	1.06430	2.22460	-	0.96770	0.55000	5.14720	1.80110	48.36870	

**2022 ALLEGAN COUNTY
CERTIFIED PROPERTY TAX RATES
(PER \$1000 TAXABLE VALUE)**

STATE CODE	PUBLIC SCHOOL BY ASSESSING UNIT	K-12 SCHOOLS					COLLEGE	INTERMEDIATE SCHOOLS			TWP/CITIES/VILLAGES			AUTHORITIES		AD VALOREM SPECIALS	COUNTY		
		STATE EDUCATION TAX	NON-PRINCIPAL RESIDENCE TAX	COMMERCIAL PERSONAL MILLAGE	EXTRA VOTED MILLAGES	DEBT		GRCC/LMCC	ALLOCATED OPERATING	VOTED OPERATING	ALLOCATED OPERATING	VOTED OPERATING	DEBT	VOTED LIBRARIES/POULFIRE/TRANSIT	VOTED DEBT		UNIT-WIDE SPECIAL ASSESSMENTS	ALLOCATED OPERATING	COUNTY ROADS/SENIOR/MEDICAL CARE
	OTSEGO TWP (cont.)																		
03020	Osego/Martin Dht-Sum	6.00000	-	-	-	-	-	0.14000	4.71640	4.71640	-	-	-	-	-	5.14720	-	-	11.14720
	Osego/Martin Dht-Win	-	-	-	-	7.00000	-	0.14000	4.71640	4.71640	-	-	-	-	-	-	-	-	18.46410
	TOTAL - HOMESTEAD	6.00000	-	-	-	7.00000	-	0.14000	4.71640	4.71640	-	-	-	-	-	5.14720	-	-	29.61130
03020	Osego/Martin Dht-Sum	6.00000	-	-	-	-	-	0.14000	4.71640	4.71640	-	-	-	-	-	5.14720	-	-	11.14720
	Osego/Martin Dht-Win	-	17.26740	5.26740	-	7.00000	-	0.14000	4.71640	4.71640	-	-	-	-	-	-	-	-	35.73150
	TOTAL - NON-HOME	6.00000	17.26740	5.26740	-	7.00000	-	0.14000	4.71640	4.71640	-	-	-	-	-	5.14720	-	-	46.87870
03010	Plainwell - Sum	6.00000	-	-	-	-	-	0.14000	4.71640	4.71640	-	-	-	-	-	5.14720	-	-	11.14720
	Plainwell - Win	-	-	-	-	10.55000	-	0.14000	4.71640	4.71640	-	-	-	-	-	-	-	-	22.01410
	TOTAL - HOMESTEAD	6.00000	-	-	-	10.55000	-	0.14000	4.71640	4.71640	-	-	-	-	-	5.14720	-	-	33.16130
03010	Plainwell - Sum	6.00000	-	-	-	-	-	0.14000	4.71640	4.71640	-	-	-	-	-	5.14720	-	-	11.14720
	Plainwell - Win	-	18.00000	6.00000	-	10.55000	-	0.14000	4.71640	4.71640	-	-	-	-	-	-	-	-	40.01410
	TOTAL - NON-HOME	6.00000	18.00000	6.00000	-	10.55000	-	0.14000	4.71640	4.71640	-	-	-	-	-	5.14720	-	-	51.16130
	OVERSEL TWP																		
03100	Hamilton - Sum	6.00000	-	-	-	1.09000	-	0.11760	6.03700	6.03700	-	-	-	-	-	5.14720	-	-	18.39180
	Hamilton - Win	-	-	-	-	1.09000	-	0.11760	6.03700	6.03700	-	0.76000	6.65000	-	-	-	-	-	10.30110
	TOTAL - HOMESTEAD	6.00000	-	-	-	2.18000	-	0.11760	6.03700	6.03700	-	0.76000	6.65000	-	-	5.14720	-	-	28.69290
03100	Hamilton - Sum	6.00000	9.00000	3.00000	-	1.09000	-	0.11760	6.03700	6.03700	-	-	-	-	-	5.14720	-	-	27.39180
	Hamilton - Win	-	9.00000	3.00000	-	1.09000	-	0.11760	6.03700	6.03700	-	0.76000	6.65000	-	-	-	-	-	19.30110
	TOTAL - NON-HOME	6.00000	18.00000	6.00000	-	2.18000	-	0.11760	6.03700	6.03700	-	0.76000	6.65000	-	-	5.14720	-	-	46.69290
70350	Zeeland - Sum	6.00000	-	-	0.68610	3.72500	-	0.11760	6.03700	6.03700	-	-	-	-	-	5.14720	-	-	21.71290
	Zeeland - Win	-	-	-	0.68600	3.72500	-	0.11760	6.03700	6.03700	-	0.76000	6.65000	-	-	-	-	-	13.62210
	TOTAL - HOMESTEAD	6.00000	-	-	1.37210	7.45000	-	0.11760	6.03700	6.03700	-	0.76000	6.65000	-	-	5.14720	-	-	35.33500
70350	Zeeland - Sum	6.00000	9.00000	3.00000	0.68610	3.72500	-	0.11760	6.03700	6.03700	-	-	-	-	-	5.14720	-	-	30.71290
	Zeeland - Win	-	9.00000	3.00000	0.68600	3.72500	-	0.11760	6.03700	6.03700	-	0.76000	6.65000	-	-	-	-	-	22.62210
	TOTAL - NON-HOME	6.00000	18.00000	6.00000	1.37210	7.45000	-	0.11760	6.03700	6.03700	-	0.76000	6.65000	-	-	5.14720	-	-	53.33500
	SALEM TWP																		
03100	Hamilton - Sum	6.00000	-	-	-	1.09000	-	0.11760	6.03700	6.03700	-	-	-	-	-	5.14720	-	-	18.39180
	Hamilton - Win	-	-	-	-	1.09000	-	0.11760	6.03700	6.03700	-	1.07000	5.88360	-	-	-	-	-	9.84470
	TOTAL - HOMESTEAD	6.00000	-	-	-	2.18000	-	0.11760	6.03700	6.03700	-	1.07000	5.88360	-	-	5.14720	-	-	28.23650
03100	Hamilton - Sum	6.00000	9.00000	3.00000	-	1.09000	-	0.11760	6.03700	6.03700	-	-	-	-	-	5.14720	-	-	27.39180
	Hamilton - Win	-	9.00000	3.00000	-	1.09000	-	0.11760	6.03700	6.03700	-	1.07000	5.88360	-	-	-	-	-	18.84470
	TOTAL - NON-HOME	6.00000	18.00000	6.00000	-	2.18000	-	0.11760	6.03700	6.03700	-	1.07000	5.88360	-	-	5.14720	-	-	46.23650

**2022 ALLEGAN COUNTY
CERTIFIED PROPERTY TAX RATES
(PER \$1000 TAXABLE VALUE)**

STATE CODE	PUBLIC SCHOOL BY ASSESSING UNIT	K-12 SCHOOLS					COLLEGE	INTERMEDIATE SCHOOLS			TWP/CITIES/VILLAGES			AUTHORITIES		AD VALOREM SPECIALS	COUNTY		
		STATE EDUCATION TAX	NON-PRINCIPAL RESIDENCE TAX	COMMERCIAL PERSONAL MILLAGE	EXTRA VOTED MILLAGES	DEBT		GRCC/LMCC	ALLOCATED OPERATING	VOTED OPERATING	ALLOCATED CHARTER	VOTED OPERATING	DEBT	VOTED LIBRARIES/POUL/FIRE/TRANSIT	VOTED DEBT		Unit-wide Special assessments	ALLOCATE D OPERATING	COUNTY VOTED ROADS / SENIOR/MEDICAL CARE
	SALEM TWP (cont.)																		
03070	Hopkins - Sum	6.00000	-	-	-	-	-	-	-	-	-	-	-	-	-	-	-	-	11.14720
	Hopkins - Win	-	-	-	1.54500	10.34000	-	0.14000	4.71640	1.07000	5.88360	-	1.07000	5.88360	-	-	-	-	25.49610
	TOTAL - HOMESTEAD	6.00000	-	-	1.54500	10.34000	-	0.14000	4.71640	1.07000	5.88360	-	1.07000	5.88360	-	-	-	-	36.64330
03070	Hopkins - Sum	6.00000	-	-	-	-	-	-	-	-	-	-	-	-	-	-	-	-	11.14720
	Hopkins - Win	-	-	-	1.54500	10.34000	-	0.14000	4.71640	1.07000	5.88360	-	1.07000	5.88360	-	-	-	-	43.49610
	TOTAL - NON-HOME	6.00000	18.00000	6.00000	1.54500	10.34000	-	0.14000	4.71640	1.07000	5.88360	-	1.07000	5.88360	-	-	-	-	54.64330
70190	Hudsonville - Sum	6.00000	-	-	0.95420	7.00000	-	0.11760	6.03700	1.07000	5.88360	-	1.07000	5.88360	-	-	-	-	25.25600
	Hudsonville - Win	-	-	-	-	-	-	-	-	-	-	-	-	-	-	-	-	-	8.75470
	TOTAL - HOMESTEAD	6.00000	-	-	0.95420	7.00000	-	0.11760	6.03700	1.07000	5.88360	-	1.07000	5.88360	-	-	-	-	34.01070
70190	Hudsonville - Sum	6.00000	18.00000	6.00000	0.95420	7.00000	-	0.11760	6.03700	1.07000	5.88360	-	1.07000	5.88360	-	-	-	-	43.25600
	Hudsonville - Win	-	-	-	-	-	-	-	-	-	-	-	-	-	-	-	-	-	8.75470
	TOTAL - NON-HOME	6.00000	18.00000	6.00000	0.95420	7.00000	-	0.11760	6.03700	1.07000	5.88360	-	1.07000	5.88360	-	-	-	-	52.01070
70350	Zeeland - Sum	6.00000	-	-	0.88610	3.72500	-	0.11760	6.03700	1.07000	5.88360	-	1.07000	5.88360	-	-	-	-	21.71290
	Zeeland - Win	-	-	-	0.88600	3.72500	-	-	-	-	-	-	-	-	-	-	-	-	13.16570
	TOTAL - HOMESTEAD	6.00000	-	-	1.37210	7.45000	-	0.11760	6.03700	1.07000	5.88360	-	1.07000	5.88360	-	-	-	-	34.87860
70350	Zeeland - Sum	6.00000	9.00000	3.00000	0.88610	3.72500	-	0.11760	6.03700	1.07000	5.88360	-	1.07000	5.88360	-	-	-	-	30.71290
	Zeeland - Win	-	9.00000	3.00000	0.88600	3.72500	-	-	-	-	-	-	-	-	-	-	-	-	22.16570
	TOTAL - NON-HOME	6.00000	18.00000	6.00000	1.37210	7.45000	-	0.11760	6.03700	1.07000	5.88360	-	1.07000	5.88360	-	-	-	-	52.87860
	SAUGATUCK TWP																		
03050	Fennville - Sum	6.00000	-	-	-	-	-	-	-	-	-	-	-	-	-	-	-	-	11.14720
	Fennville - Win	-	-	-	0.48850	6.67980	-	0.14000	4.71640	1.02810	2.09360	-	1.02810	2.09360	-	0.93500	0.31000	-	20.39250
	TOTAL - HOMESTEAD	6.00000	-	-	0.48850	6.67980	-	0.14000	4.71640	1.02810	2.09360	-	1.02810	2.09360	-	0.93500	0.31000	-	31.53970
03050	Fennville - Sum	6.00000	-	-	-	-	-	-	-	-	-	-	-	-	-	-	-	-	11.14720
	Fennville - Win	-	17.29740	5.29740	0.48850	6.67980	-	0.14000	4.71640	1.02810	2.09360	-	1.02810	2.09360	-	0.93500	0.31000	-	37.68990
	TOTAL - NON-HOME	6.00000	17.29740	5.29740	0.48850	6.67980	-	0.14000	4.71640	1.02810	2.09360	-	1.02810	2.09360	-	0.93500	0.31000	-	48.83710
03100	Hamilton - Sum	6.00000	-	-	-	-	-	-	-	-	-	-	-	-	-	-	-	-	17.30180
	Hamilton - Win	-	-	-	-	2.18000	-	0.11760	6.03700	1.02810	2.09360	-	1.02810	2.09360	-	0.93500	0.31000	-	10.54780
	TOTAL - HOMESTEAD	6.00000	-	-	-	2.18000	-	0.11760	6.03700	1.02810	2.09360	-	1.02810	2.09360	-	0.93500	0.31000	-	27.84960
03100	Hamilton - Sum	6.00000	-	-	-	-	-	-	-	-	-	-	-	-	-	-	-	-	17.30180
	Hamilton - Win	-	18.00000	6.00000	-	2.18000	-	0.11760	6.03700	1.02810	2.09360	-	1.02810	2.09360	-	0.93500	0.31000	-	28.54780
	TOTAL - NON-HOME	6.00000	18.00000	6.00000	-	2.18000	-	0.11760	6.03700	1.02810	2.09360	-	1.02810	2.09360	-	0.93500	0.31000	-	45.84960

**2022 ALLEGAN COUNTY
CERTIFIED PROPERTY TAX RATES
(PER \$1000 TAXABLE VALUE)**

STATE CODE	PUBLIC SCHOOL BY ASSESSING UNIT	K-12 SCHOOLS						COLLEGE	TWP/CITIES/VILLAGES				AUTHORITIES		AD VALOREM SPECIALS	COUNTY		
		STATE EDUCATION TAX	NON-PRINCIPAL RESIDENCE TAX	COMMERCIAL PERSONAL MILLAGE	EXTRA VOTED MILLAGES	DEBT	GRCC/LMCC		ALLOCATED OPERATING	VOTED OPERATING	ALLOCATED CHARTER	VOTED OPERATING	DEBT	VOTED LIBRARIES/POUL/FIRE/TRANSIT		VOTED DEBT	UNIT-WIDE SPECIAL ASSESSMENTS	ALLOCATED OPERATING
	SAUGATUCK TWP (cont.)																	
03080	Saugatuck - Sum	6.00000	-	-	0.35320	1.72500	-	0.11760	6.03700	-	-	-	-	-	-	5.14720	-	19.38000
	Saugatuck - Win	-	-	-	0.35310	1.72500	-	-	-	-	-	-	-	-	-	-	-	10.44590
	TOTAL - HOMESTEAD	6.00000	-	-	0.70630	3.45000	-	0.11760	6.03700	1.02810	2.09360	-	0.93500	0.31000	2.20000	5.14720	1.80110	29.82590
03080	Saugatuck - Sum	6.00000	9.00000	3.00000	0.35320	1.72500	-	0.11760	6.03700	-	-	-	-	-	-	5.14720	-	28.38000
	Saugatuck - Win	-	9.00000	3.00000	0.35310	1.72500	-	-	-	1.02810	2.09360	-	0.93500	0.31000	2.20000	-	-	19.44590
	TOTAL - NON-HOME	6.00000	18.00000	6.00000	0.70630	3.45000	-	0.11760	6.03700	1.02810	2.09360	-	0.93500	0.31000	2.20000	5.14720	1.80110	47.82590
	TROWBRIDGE TWP																	
03030	Allegan - Sum	6.00000	-	-	-	-	-	-	-	-	-	-	-	-	-	5.14720	-	11.14720
	Allegan - Win	-	-	-	-	8.52540	-	0.14000	4.71640	1.03600	3.46830	-	1.75390	-	-	-	-	12.44110
	TOTAL - HOMESTEAD	6.00000	-	-	-	8.52540	-	0.14000	4.71640	1.03600	3.46830	-	1.75390	-	-	5.14720	1.80110	32.58830
03030	Allegan - Sum	6.00000	-	-	-	-	-	-	-	-	-	-	-	-	-	5.14720	-	11.14720
	Allegan - Win	-	18.00000	6.00000	-	8.52540	-	0.14000	4.71640	1.03600	3.46830	-	1.75390	-	-	-	-	39.44110
	TOTAL - NON-HOME	6.00000	18.00000	6.00000	-	8.52540	-	0.14000	4.71640	1.03600	3.46830	-	1.75390	-	-	5.14720	1.80110	50.58830
80110	Gobles - Sum	-	-	-	-	-	-	-	-	-	-	-	-	-	-	5.14720	-	5.14720
	Gobles - Win	6.00000	-	-	2.00000	9.00000	-	0.14000	6.67320	1.03600	3.46830	-	-	-	-	-	-	30.11860
	TOTAL - HOMESTEAD	6.00000	-	-	2.00000	9.00000	-	0.14000	6.67320	1.03600	3.46830	-	-	-	-	5.14720	1.80110	35.26560
80110	Gobles - Sum	-	-	-	-	-	-	-	-	-	-	-	-	-	-	5.14720	-	5.14720
	Gobles - Win	6.00000	18.00000	6.00000	2.00000	9.00000	-	0.14000	6.67320	1.03600	3.46830	-	-	-	-	-	-	48.11860
	TOTAL - NON-HOME	6.00000	18.00000	6.00000	2.00000	9.00000	-	0.14000	6.67320	1.03600	3.46830	-	-	-	-	5.14720	1.80110	53.26560
03020	Otsego - Sum	6.00000	-	-	-	-	-	-	-	-	-	-	-	-	-	5.14720	-	11.14720
	Otsego - Win	-	-	-	-	8.49000	-	0.14000	4.71640	1.03600	3.46830	-	-	-	-	-	-	19.65180
	TOTAL - HOMESTEAD	6.00000	-	-	-	8.49000	-	0.14000	4.71640	1.03600	3.46830	-	-	-	-	5.14720	1.80110	30.79900
03020	Otsego - Sum	6.00000	-	-	-	-	-	-	-	-	-	-	-	-	-	5.14720	-	11.14720
	Otsego - Win	-	17.26740	5.26740	-	8.49000	-	0.14000	4.71640	1.03600	3.46830	-	-	-	-	-	-	36.91920
	TOTAL - NON-HOME	6.00000	17.26740	5.26740	-	8.49000	-	0.14000	4.71640	1.03600	3.46830	-	-	-	-	5.14720	1.80110	48.06640
	VALLEY TWP																	
03030	Allegan - Sum	6.00000	-	-	-	-	-	-	-	-	-	-	-	-	-	5.14720	-	11.14720
	Allegan - Win	-	-	-	-	8.52540	-	0.14000	4.71640	1.03270	3.85180	-	1.75390	-	-	-	-	18.27130
	TOTAL - HOMESTEAD	6.00000	-	-	-	8.52540	-	0.14000	4.71640	1.03270	3.85180	-	1.75390	-	-	5.14720	1.80110	32.96850
03030	Allegan - Sum	6.00000	-	-	-	-	-	-	-	-	-	-	-	-	-	5.14720	-	11.14720
	Allegan - Win	-	18.00000	6.00000	-	8.52540	-	0.14000	4.71640	1.03270	3.85180	-	1.75390	-	-	-	-	39.82130
	TOTAL - NON-HOME	6.00000	18.00000	6.00000	-	8.52540	-	0.14000	4.71640	1.03270	3.85180	-	1.75390	-	-	5.14720	1.80110	50.96850

**2022 ALLEGAN COUNTY
CERTIFIED PROPERTY TAX RATES
(PER \$1000 TAXABLE VALUE)**

STATE CODE	PUBLIC SCHOOL BY ASSESSING UNIT	K-12 SCHOOLS					COLLEGE	INTERMEDIATE SCHOOLS			TWP/CITIES/VILLAGES			AUTHORITIES		AD VALOREM SPECIALS	COUNTY		
		STATE EDUCATION TAX	NON-PRINCIPAL RESIDENCE TAX	COMMERCIAL PERSONAL MILLAGE	EXTRA VOTED MILLAGES	DEBT		GRCC/LIMCC	ALLOCCATED OPERATING	VOTED OPERATING	ALLOCCATED CHARTER	VOTED OPERATING	DEBT	VOTED LIBRARIES/POLO/FIRE/TRANSIT	VOTED DEBT		Unit-wide Special assessments	ALLOCCATED OPERATING	COUNTY VOTED ROADS/SENIOR/MEDICAL CARE
	VALLEY TWP (cont.)																		
03050	Fennville - Sum	6.00000	-	-	-	-	-	-	0.14000	4.71640	-	1.03270	3.85180	-	-	-	5.14720	-	11.14720
	Fennville - Win	-	-	-	0.48850	6.67980	-	-	0.14000	4.71640	-	1.03270	3.85180	-	-	-	-	-	18.71030
	TOTAL - HOMESTEAD	6.00000	-	-	0.48850	6.67980	-	-	0.14000	4.71640	-	1.03270	3.85180	-	-	-	5.14720	-	29.85750
03050	Fennville - Sum	6.00000	-	-	-	-	-	-	0.14000	4.71640	-	1.03270	3.85180	-	-	-	5.14720	-	11.14720
	Fennville - Win	-	17.29740	5.29740	0.48850	6.67980	-	-	0.14000	4.71640	-	1.03270	3.85180	-	-	-	-	-	36.00770
	TOTAL - NON-HOME	6.00000	17.29740	5.29740	0.48850	6.67980	-	-	0.14000	4.71640	-	1.03270	3.85180	-	-	-	5.14720	-	47.15490
	WATSON TWP																		
03030	Allegan - Sum	6.00000	-	-	-	-	-	-	0.14000	4.71640	-	1.00910	2.56660	-	-	-	5.14720	-	11.14720
	Allegan - Win	-	-	-	-	8.52540	-	-	0.14000	4.71640	-	1.00910	2.56660	-	1.75390	-	1.00000	-	21.51250
	TOTAL - HOMESTEAD	6.00000	-	-	-	8.52540	-	-	0.14000	4.71640	-	1.00910	2.56660	-	1.75390	-	1.00000	-	32.65970
03030	Allegan - Sum	6.00000	-	-	-	-	-	-	0.14000	4.71640	-	1.00910	2.56660	-	-	-	5.14720	-	11.14720
	Allegan - Win	-	18.00000	6.00000	-	8.52540	-	-	0.14000	4.71640	-	1.00910	2.56660	-	1.75390	-	1.00000	-	39.51250
	TOTAL - NON-HOME	6.00000	18.00000	6.00000	-	8.52540	-	-	0.14000	4.71640	-	1.00910	2.56660	-	1.75390	-	1.00000	-	50.65970
03070	Hopkins - Sum	6.00000	-	-	-	-	-	-	0.14000	4.71640	-	1.00910	2.56660	-	-	-	5.14720	-	11.14720
	Hopkins - Win	-	-	-	1.54500	10.34000	-	-	0.14000	4.71640	-	1.00910	2.56660	-	0.55100	-	1.00000	-	23.66920
	TOTAL - HOMESTEAD	6.00000	-	-	1.54500	10.34000	-	-	0.14000	4.71640	-	1.00910	2.56660	-	0.55100	-	1.00000	-	34.81640
03070	Hopkins - Sum	6.00000	-	-	-	-	-	-	0.14000	4.71640	-	1.00910	2.56660	-	-	-	5.14720	-	11.14720
	Hopkins - Win	-	18.00000	6.00000	1.54500	10.34000	-	-	0.14000	4.71640	-	1.00910	2.56660	-	0.55100	-	1.00000	-	41.66920
	TOTAL - NON-HOME	6.00000	18.00000	6.00000	1.54500	10.34000	-	-	0.14000	4.71640	-	1.00910	2.56660	-	0.55100	-	1.00000	-	52.81640
03060	Martin - Sum	6.00000	-	-	-	-	-	-	0.14000	4.71640	-	1.00910	2.56660	-	-	-	5.14720	-	11.14720
	Martin - Win	-	-	-	-	7.00000	-	-	0.14000	4.71640	-	1.00910	2.56660	-	-	-	1.00000	-	18.23320
	TOTAL - HOMESTEAD	6.00000	-	-	-	7.00000	-	-	0.14000	4.71640	-	1.00910	2.56660	-	-	-	1.00000	-	29.38040
03060	Martin - Sum	6.00000	-	-	-	-	-	-	0.14000	4.71640	-	1.00910	2.56660	-	-	-	5.14720	-	11.14720
	Martin - Win	-	18.00000	6.00000	-	7.00000	-	-	0.14000	4.71640	-	1.00910	2.56660	-	-	-	1.00000	-	36.23320
	TOTAL - NON-HOME	6.00000	18.00000	6.00000	-	7.00000	-	-	0.14000	4.71640	-	1.00910	2.56660	-	-	-	1.00000	-	47.38040
03020	Otsego - Sum	6.00000	-	-	-	-	-	-	0.14000	4.71640	-	1.00910	2.56660	-	-	-	5.14720	-	11.14720
	Otsego - Win	-	-	-	-	8.49000	-	-	0.14000	4.71640	-	1.00910	2.56660	-	-	-	1.00000	-	19.72320
	TOTAL - HOMESTEAD	6.00000	-	-	-	8.49000	-	-	0.14000	4.71640	-	1.00910	2.56660	-	-	-	1.00000	-	30.87040
03020	Otsego - Sum	6.00000	-	-	-	-	-	-	0.14000	4.71640	-	1.00910	2.56660	-	-	-	5.14720	-	11.14720
	Otsego - Win	-	17.26740	5.26740	-	8.49000	-	-	0.14000	4.71640	-	1.00910	2.56660	-	-	-	1.00000	-	36.99060
	TOTAL - NON-HOME	6.00000	17.26740	5.26740	-	8.49000	-	-	0.14000	4.71640	-	1.00910	2.56660	-	-	-	1.00000	-	48.13780

**2022 ALLEGAN COUNTY
CERTIFIED PROPERTY TAX RATES
(PER \$1000 TAXABLE VALUE)**

STATE CODE	PUBLIC SCHOOL BY ASSESSING UNIT	K-12 SCHOOLS					COLLEGE	INTERMEDIATE SCHOOLS			TWP/CITIES/VILLAGES			AUTHORITIES		AD VALOREM SPECIALS	COUNTY		
		STATE EDUCATION TAX	NON-PRINCIPAL RESIDENCE TAX	COMMERCIAL PERSONAL MILLAGE	EXTRA VOTED MILLAGES	DEBT		GRCC/LMCC	ALLOCATED OPERATING	VOTED OPERATING	ALLOCATED CHARTER	VOTED OPERATING	DEBT	VOTED LIBRARIES/POLO/FIRE/TRANSIT	VOTED DEBT		Unit-wide Special assessments	ALLOCATED OPERATING	COUNTY VOTED ROADS / SENIOR/MEDICAL CARE
	WAYLAND TWP																		
08050	Thornapple-Kellogg-Sum	6.00000	-	-	-	-	-	0.08560	5.35910	-	-	-	-	-	-	5.14720	-	16.59190	
	Thornapple-Kellogg-Win	-	-	-	-	9.65000	1.70850	-	-	1.05670	-	-	-	-	-	-	1.80110	14.21630	
	TOTAL - HOMESTEAD	6.00000	-	-	-	9.65000	1.70850	0.08560	5.35910	1.05670	-	-	-	-	-	5.14720	1.80110	30.80820	
08050	Thornapple-Kellogg-Sum	6.00000	-	-	-	-	-	0.08560	5.35910	-	-	-	-	-	-	5.14720	-	16.59190	
	Thornapple-Kellogg-Win	-	18.00000	6.00000	-	9.65000	1.70850	-	-	1.05670	-	-	-	-	-	-	1.80110	32.21630	
	TOTAL - NON-HOME	6.00000	18.00000	6.00000	-	9.65000	1.70850	0.08560	5.35910	1.05670	-	-	-	-	-	5.14720	1.80110	48.80820	
03040	Wayland - Sum	6.00000	-	-	-	4.20000	-	-	-	-	-	-	-	-	-	5.14720	-	15.34720	
	Wayland - Win	-	-	-	-	4.20000	-	0.14000	4.71640	1.05670	-	-	-	1.35110	-	-	1.80110	13.26530	
	TOTAL - HOMESTEAD	6.00000	-	-	-	8.40000	-	0.14000	4.71640	1.05670	-	-	-	1.35110	-	5.14720	1.80110	28.61250	
03040	Wayland - Sum	6.00000	9.00000	3.00000	-	4.20000	-	-	-	-	-	-	-	-	-	5.14720	-	24.34720	
	Wayland - Win	-	9.00000	3.00000	-	4.20000	-	0.14000	4.71640	1.05670	-	-	-	1.35110	-	-	1.80110	22.26530	
	TOTAL - NON-HOME	6.00000	18.00000	6.00000	-	8.40000	-	0.14000	4.71640	1.05670	-	-	-	1.35110	-	5.14720	1.80110	46.61250	

**2022 ALLEGAN COUNTY
CERTIFIED PROPERTY TAX RATES
(PER \$1000 TAXABLE VALUE)**

STATE CODE	PUBLIC SCHOOL BY ASSESSING UNIT	K-12 SCHOOLS					COLLEGE	INTERMEDIATE SCHOOLS			TWP/CITIES/VILLAGES			AUTHORITIES		AD VALOREM SPECIALS	COUNTY		
		STATE EDUCATION TAX	NON-PRINCIPAL RESIDENCE TAX	COMMERCIAL PERSONAL MILLAGE	EXTRA VOTED MILLAGES	DEBT		GRCC/LMCC	ALLOCATED OPERATING	VOTED OPERATING	ALLOCATED CHARACTER	VOTED OPERATING	DEBT	VOTED LIBRARIES/POUL/FIRE/TRANSIT	VOTED DEBT		Unit-wide Special assessments	ALLOCATED OPERATING	COUNTY VOTED SENIORMEDICAL CARE
	ALLEGAN CITY																		
03030	Allegan - Sum	6.00000	-	-	-	4.26270	-	-	-	16.48840	-	-	-	-	-	-	-	-	31.89830
	Allegan - Win	-	-	-	-	4.26270	-	0.14000	4.71640	-	-	-	-	1.75390	-	-	-	-	12.67410
	TOTAL - HOMESTEAD	6.00000	-	-	-	8.52540	-	0.14000	4.71640	16.48840	-	-	-	1.75390	-	-	-	-	44.57240
03030	Allegan - Sum	6.00000	9.00000	3.00000	-	4.26270	-	-	-	16.48840	-	-	-	-	-	-	-	-	40.89830
	Allegan - Win	-	9.00000	3.00000	-	4.26270	-	0.14000	4.71640	-	-	-	-	1.75390	-	-	-	-	21.67410
	TOTAL - NON-HOME	6.00000	18.00000	6.00000	-	8.52540	-	0.14000	4.71640	16.48840	-	-	-	1.75390	-	-	-	-	62.57240
	FENNVILLE CITY																		
03050	Fennville - Sum	6.00000	-	-	-	-	-	-	-	14.13150	0.91700	-	-	-	-	-	-	-	26.19570
	Fennville - Win	-	-	-	0.48850	6.67980	-	0.14000	4.71640	-	-	-	-	0.56000	-	-	-	-	14.38580
	TOTAL - HOMESTEAD	6.00000	-	-	0.48850	6.67980	-	0.14000	4.71640	14.13150	0.91700	-	-	0.56000	-	-	-	-	40.58150
03050	Fennville - Sum	6.00000	-	-	-	-	-	-	-	14.13150	0.91700	-	-	-	-	-	-	-	26.19570
	Fennville - Win	-	17.29740	5.29740	0.48850	6.67980	-	0.14000	4.71640	-	-	-	-	0.56000	-	-	-	-	31.68320
	TOTAL - NON-HOME	6.00000	17.29740	5.29740	0.48850	6.67980	-	0.14000	4.71640	14.13150	0.91700	-	-	0.56000	-	-	-	-	57.87890
	HOLLAND CITY *																		
03100	Hamilton - Sum	6.00000	-	-	-	1.09000	-	0.11760	6.03700	13.77570	0.09350	-	-	1.80440	-	-	-	-	34.06540
	Hamilton - Win	-	-	-	-	1.09000	-	0.11760	6.03700	-	-	-	-	-	-	-	-	-	2.89110
	TOTAL - HOMESTEAD	6.00000	-	-	-	2.18000	-	0.11760	6.03700	13.77570	0.09350	-	-	1.80440	-	-	-	-	36.95650
03100	Hamilton - Sum	6.00000	9.00000	3.00000	-	1.09000	-	0.11760	6.03700	13.77570	0.09350	-	-	1.80440	-	-	-	-	43.06540
	Hamilton - Win	-	9.00000	3.00000	-	1.09000	-	0.11760	6.03700	-	-	-	-	-	-	-	-	-	11.89110
	TOTAL - NON-HOME	6.00000	18.00000	6.00000	-	2.18000	-	0.11760	6.03700	13.77570	0.09350	-	-	1.80440	-	-	-	-	54.95650
70020	Holland - Sum	6.00000	-	-	-	1.18190	4.73000	0.11760	6.03700	13.77570	0.09350	-	-	2.75490	1.06000	-	-	-	40.89780
	Holland - Win	-	-	-	-	1.18190	4.73000	0.11760	6.03700	-	-	-	-	-	-	-	-	-	1.80110
	TOTAL - HOMESTEAD	6.00000	-	-	-	2.36380	9.46000	0.11760	6.03700	13.77570	0.09350	-	-	2.75490	1.06000	-	-	-	42.69890
70020	Holland - Sum	6.00000	18.00000	6.00000	-	1.18190	4.73000	0.11760	6.03700	13.77570	0.09350	-	-	2.75490	1.06000	-	-	-	58.89780
	Holland - Win	-	18.00000	6.00000	-	1.18190	4.73000	0.11760	6.03700	-	-	-	-	-	-	-	-	-	1.80110
	TOTAL - NON-HOME	6.00000	18.00000	6.00000	-	2.36380	9.46000	0.11760	6.03700	13.77570	0.09350	-	-	2.75490	1.06000	-	-	-	60.69890
	OTSEGO CITY																		
03020	Otsego - Sum	6.00000	-	-	-	-	-	-	-	11.14520	2.67370	-	-	-	-	-	-	-	24.96610
	Otsego - Win	-	-	-	-	8.49000	-	0.14000	4.71640	-	-	-	-	0.96770	0.55000	-	-	-	16.66520
	TOTAL - HOMESTEAD	6.00000	-	-	-	8.49000	-	0.14000	4.71640	11.14520	2.67370	-	-	0.96770	0.55000	-	-	-	41.63130
03020	Otsego - Sum	6.00000	-	-	-	-	-	-	-	11.14520	2.67370	-	-	-	-	-	-	-	24.96610
	Otsego - Win	-	17.26740	5.26740	-	8.49000	-	0.14000	4.71640	-	-	-	-	0.96770	0.55000	-	-	-	33.93280
	TOTAL - NON-HOME	6.00000	17.26740	5.26740	-	8.49000	-	0.14000	4.71640	11.14520	2.67370	-	-	0.96770	0.55000	-	-	-	58.89870

**2022 ALLEGAN COUNTY
CERTIFIED PROPERTY TAX RATES
(PER \$1000 TAXABLE VALUE)**

STATE CODE	PUBLIC SCHOOL BY ASSESSING UNIT	K-12 SCHOOLS						COLLEGE	INTERMEDIATE SCHOOLS			TWP/CITIES/VILLAGES			AUTHORITIES		AD VALOREM SPECIALS	COUNTY		
		STATE EDUCATION TAX	NON-PRINCIPAL RESIDENCE TAX	COMMERCIAL PERSONAL MILLAGE	EXTRA VOTED MILLAGES	DEBT	GRCC/LMCC		ALLOCATED OPERATING	VOTED OPERATING	ALLOCATED CHARTER	VOTED OPERATING	DEBT	VOTED LIBRARIES/POOL/FIRE/TRANSIT	VOTED DEBT	Unit-wide Special assessments		ALLOCATED OPERATING	COUNTY VOTED ROADS / SENIOR/MEDICAL CARE	TOTAL MILLS (excl.com. Personal)
03070	Hopkins - Sum	6.00000	-	-	-	-	-	-	-	-	5.42870	1.71950	-	-	-	-	5.14720	-	18.29540	
	Hopkins - Win	-	-	-	1.54500	10.34000	-	0.14000	4.71640	1.04620	2.05560	-	0.55100	-	-	-	-	-	22.19530	
	TOTAL - HOMESTEAD	6.00000	-	-	1.54500	10.34000	-	0.14000	4.71640	6.47490	3.77510	-	0.55100	-	-	-	5.14720	1.80110	40.49070	
03070	Hopkins - Sum	6.00000	-	-	-	-	-	-	-	-	5.42870	1.71950	-	-	-	-	5.14720	-	18.29540	
	Hopkins - Win	-	18.00000	6.00000	1.54500	10.34000	-	0.14000	4.71640	1.04620	2.05560	-	0.55100	-	-	-	-	-	40.19530	
	TOTAL - NON-HOME	6.00000	18.00000	6.00000	1.54500	10.34000	-	0.14000	4.71640	6.47490	3.77510	-	0.55100	-	-	-	5.14720	1.80110	58.49070	
03060	Martin - Sum	6.00000	-	-	-	-	-	-	-	-	8.67480	-	-	-	-	-	5.14720	-	19.82200	
	Martin - Win	-	-	-	-	7.00000	-	0.14000	4.71640	1.06030	5.68400	-	-	-	-	-	-	-	20.40180	
	TOTAL - HOMESTEAD	6.00000	-	-	-	7.00000	-	0.14000	4.71640	9.73510	5.68400	-	-	-	-	-	5.14720	1.80110	40.22360	
03060	Martin - Sum	6.00000	-	-	-	-	-	-	-	-	8.67480	-	-	-	-	-	5.14720	-	19.82200	
	Martin - Win	-	18.00000	6.00000	-	7.00000	-	0.14000	4.71640	1.06030	5.68400	-	-	-	-	-	-	-	38.40180	
	TOTAL - NON-HOME	6.00000	18.00000	6.00000	-	7.00000	-	0.14000	4.71640	9.73510	5.68400	-	-	-	-	-	5.14720	1.80110	58.22360	

* Units with REZ's

**2022 ALLEGAN COUNTY
TABULATION OF ESTIMATED TAX DOLLARS
BY ASSESSING UNIT, SCHOOL DISTRICT, HOMESTEAD AND NON-HOMESTEAD**

UNITS	K-12 SCHOOLS				COLLEGE		INTERMEDIATE SCHOOLS			TWP/CITIES/VILLAGES			AUTHORITIES		AD VALOREM SPECIALS		COUNTY		TOTAL LEVY
	TOTAL TAXABLE	STATE EDUCATION TAX	NON-PRINCIPAL RESIDENCE TAX	COMMERCIAL PERSONAL OPERATING TAX	EXTRA LOCAL TAXES	DEBT	LMCC / GRCC	ALLOCATED OPERATING	VOTED OPERATING	ALLOCATED CHARTER	VOTED OPERATING	DEBT	LIBRARY/POOL/FIRE/PAVEMENT VOTED	DEBT	UNIT-WIDE SPECIALS ASSESSMENTS REVENUE ONLY	ALLOCATED OPERATING	COUNTY ROAD/SEWER	TOTAL LEVY	
Allegan Township																			
03030 Allegan Schools	123,358,501	740,151	0	0	0	0	1,718	0	0	0	0	0	0	0	0	0	0	0	0
PRE	3,266,700	0	0	0	0	0	0	0	0	0	0	0	0	0	0	0	0	0	0
Ind. Personal exempt from SET & Sch Op.	1,262,900	7,577	0	7,577	0	0	0	0	0	0	0	0	0	0	0	0	0	0	0
Com. Personal Exempt from 12 mills sch op	46,072,022	276,432	829,296	0	0	0	0	0	0	0	0	0	0	0	0	0	0	0	0
NON-PRE	173,960,123	1,024,160	829,296	7,577	0	0	1,718	0	0	0	0	0	0	0	0	0	0	0	0
Allegan Schools Total																			
03070 Hopkins Schools	286,410	1,718	0	0	0	0	0	0	0	0	0	0	0	0	0	0	0	0	0
PRE	0	0	0	0	0	0	0	0	0	0	0	0	0	0	0	0	0	0	0
Ind. Personal exempt from SET & Sch Op.	0	0	0	0	0	0	0	0	0	0	0	0	0	0	0	0	0	0	0
Com. Personal Exempt from 12 mills sch op	0	0	0	0	0	0	0	0	0	0	0	0	0	0	0	0	0	0	0
NON-PRE	286,410	1,718	0	0	0	0	1,718	0	0	0	0	0	0	0	0	0	0	0	0
Hopkins Schools Total																			
Total Allegan Township	174,246,533	1,025,878	829,296	7,577	443	1,486,041	3,436	0	24,394	182,662	634,710	0	305,266	0	0	1,474	516	0	10,004
Casco Township																			
80090 Bloomingdale Schools	762,777	4,577	0	0	0	0	0	0	0	0	0	0	0	0	0	0	0	0	0
PRE	0	0	0	0	0	0	0	0	0	0	0	0	0	0	0	0	0	0	0
Ind. Personal exempt from SET & Sch Op.	0	0	0	0	0	0	0	0	0	0	0	0	0	0	0	0	0	0	0
Com. Personal Exempt from 12 mills sch op	0	0	0	0	0	0	0	0	0	0	0	0	0	0	0	0	0	0	0
NON-PRE	1,059,201	6,355	18,231	0	0	0	0	0	0	0	0	0	0	0	0	0	0	0	0
Bloomingdale Schools Total	1,821,978	10,932	18,231	0	0	14,029	0	0	255	12,158	10,635	0	1,020	0	0	9,378	3,282	81,828	0
03440 Glenn Schools	0	0	0	0	0	0	0	0	0	0	0	0	0	0	0	0	0	0	0
PRE	0	0	0	0	0	0	0	0	0	0	0	0	0	0	0	0	0	0	0
Ind. Personal exempt from SET & Sch Op.	0	0	0	0	0	0	0	0	0	0	0	0	0	0	0	0	0	0	0
Com. Personal Exempt from 12 mills sch op	0	0	0	0	0	0	0	0	0	0	0	0	0	0	0	0	0	0	0
NON-PRE	0	0	0	0	0	0	0	0	0	0	0	0	0	0	0	0	0	0	0
Glenn Schools Total	0	0	0	0	0	0	0	0	0	0	0	0	0	0	0	0	0	0	0
03050 Fennville Schools	8,595,924	51,576	0	0	0	0	0	0	0	0	0	0	0	0	0	0	0	0	0
PRE	0	0	0	0	0	0	0	0	0	0	0	0	0	0	0	0	0	0	0
Ind. Personal exempt from 6 mills SET	0	0	0	0	0	0	0	0	0	0	0	0	0	0	0	0	0	0	0
Com. Personal Exempt from 12 mills sch op	0	0	0	0	0	0	0	0	0	0	0	0	0	0	0	0	0	0	0
NON-PRE	2,572,825	15,437	44,503	0	0	0	0	0	0	0	0	0	0	0	0	0	0	0	0
Fennville Schools Total	11,168,749	67,013	44,503	0	5,456	74,605	0	1,563	52,676	11,695	65,194	0	6,255	0	0	57,488	20,116	406,564	0
80010 South Haven Schools	115,439,098	692,635	0	0	0	0	0	0	0	0	0	0	0	0	0	0	0	0	0
PRE	0	0	0	0	0	0	0	0	0	0	0	0	0	0	0	0	0	0	0
Ind. Personal exempt from 6 mills SET	0	0	0	0	0	0	0	0	0	0	0	0	0	0	0	0	0	0	0
Com. Personal Exempt from 12 mills sch op	0	0	0	0	0	0	0	0	0	0	0	0	0	0	0	0	0	0	0
NON-PRE	145,123,779	870,743	2,612,228	2,075	0	0	0	0	0	0	0	0	0	0	0	0	0	0	0
South Haven Schools Total	260,562,877	1,565,453	2,612,228	2,075	0	1,174,089	591,062	36,526	1,741,096	273,197	1,522,977	0	145,109	0	0	1,342,949	469,922	11,477,683	0
Total Casco Township	273,899,404	1,643,398	2,674,962	2,075	5,456	1,262,723	591,062	38,344	1,805,930	286,800	1,596,806	0	153,384	0	0	1,409,815	493,320	11,966,075	0
Cheshire Township																			
03030 Allegan Schools	39,165,020	234,990	0	0	0	0	0	0	0	0	0	0	0	0	0	0	0	0	0
PRE	0	0	0	0	0	0	0	0	0	0	0	0	0	0	0	0	0	0	0
Ind. Personal exempt from 6 mills SET	0	0	0	0	0	0	0	0	0	0	0	0	0	0	0	0	0	0	0
Com. Personal Exempt from 12 mills sch op	0	0	0	0	0	0	0	0	0	0	0	0	0	0	0	0	0	0	0
NON-PRE	20,844,424	125,067	375,200	971	0	0	0	0	0	0	0	0	0	0	0	0	0	0	0
Allegan Schools Total	60,843,644	361,028	375,200	971	0	518,716	0	8,518	286,964	63,028	303,853	0	106,714	0	0	313,173	109,596	2,447,751	0
80090 Bloomingdale Schools	9,481,281	56,888	0	0	0	0	0	0	0	0	0	0	0	0	0	0	0	0	0
PRE	0	0	0	0	0	0	0	0	0	0	0	0	0	0	0	0	0	0	0
Ind. Personal exempt from 6 mills SET	0	0	0	0	0	0	0	0	0	0	0	0	0	0	0	0	0	0	0
Com. Personal Exempt from 12 mills sch op	0	0	0	0	0	0	0	0	0	0	0	0	0	0	0	0	0	0	0
NON-PRE	5,531,293	33,188	95,207	5	0	42,591	0	774	36,911	1	5	0	0	0	0	5	2	39	0
Bloomingdale Schools Total	15,013,574	90,082	95,207	5	0	115,605	0	2,101	100,188	15,553	74,978	0	106,714	0	0	77,278	27,041	598,038	0
Total Cheshire Township	75,857,218	451,110	470,407	976	0	634,321	0	10,619	387,152	78,581	378,831	0	106,714	0	0	390,451	136,627	3,045,789	0
Clyde Township																			
03050 Fennville Schools	42,819,994	256,920	0	0	0	0	0	0	0	0	0	0	0	0	0	0	0	0	0
PRE	0	0	0	0	0	0	0	0	0	0	0	0	0	0	0	0	0	0	0
Ind. Personal exempt from 6 mills SET	0	0	0	0	0	0	0	0	0	0	0	0	0	0	0	0	0	0	0
Com. Personal Exempt from 12 mills sch op	0	0	0	0	0	0	0	0	0	0	0	0	0	0	0	0	0	0	0
NON-PRE	151,500	909	438,883	803	74	1,012	0	21	715	185	655	0	85	0	780	273	45,689	1,227,430	0
Fennville Schools Total	66,344,247	410,066	438,883	803	33,387	456,526	0	9,568	322,339	83,408	295,596	0	38,273	0	351,762	123,095	2,563,724	0	0
Total Clyde Township	66,344,247	410,066	438,883	803	33,387	456,526	0	9,568	322,339	83,408	295,596	0	38,273	0	351,762	123,095	2,563,724	0	0

**2022 ALLEGAN COUNTY
TABULATION OF ESTIMATED TAX DOLLARS
BY ASSESSING UNIT, SCHOOL DISTRICT, HOMESTEAD AND NON-HOMESTEAD**

UNITS	K-12 SCHOOLS				COLLEGE LMCC / GRCC	INTERMEDIATE SCHOOLS		TWP/CITIES/VILLAGES		AUTHORITIES		AD VALOREM SPECIALS	COUNTY		TOTAL LEVY	
	TOTAL TAXABLE	STATE EDUCATION TAX	NON-PRINCIPAL RESIDENCE TAX	COMMERCIAL PERSONAL PARTIAL SCH. OPERATING TAX		EXTRA VOTED TAXES	DEBT	ALLOCATED OPERATING	VOTED OPERATING	ALLOCATED CHARTER	VOTED OPERATING		DEBT	LIBRARY POOL/FIRE/TRANSIT VOTED		DEBT
Dorr Township																
41040 Byron Center Schools																
PRE	112,959	678	0	0	110	1,168	193	10	605	81	446	0	0	0	581	203
Ind personal exempt form 6 mills SET	0	0	0	0	0	0	0	0	0	0	0	0	0	0	0	0
Com. Personal Exempt from 12 mills sch op	0	0	0	0	0	0	0	0	0	0	0	0	0	0	0	0
NON-PRE	0	0	0	0	0	0	0	0	0	0	0	0	0	0	0	0
Byron Center Schools Total	112,959	678	0	0	110	1,168	193	10	605	81	446	0	0	0	581	203
03070 Hopkins Schools																
PRE	77,197,949	463,188	0	0	119,271	788,227	0	10,808	364,096	55,567	304,677	0	0	0	387,353	139,041
Ind personal exempt form 6 mills SET	0	0	0	0	0	0	0	0	0	0	0	0	0	0	0	0
Com. Personal Exempt from 12 mills sch op	220,400	1,322	0	1,322	341	2,279	0	31	1,039	159	870	0	0	0	1,134	397
NON-PRE	7,153,538	42,921	128,764	1,322	11,052	73,968	0	1,001	33,739	5,149	28,233	0	0	0	36,821	12,884
Hopkins Schools Total	84,571,887	507,431	128,764	1,322	130,664	874,474	0	11,840	398,874	60,875	333,780	0	0	0	435,308	152,322
03040 Wayland Schools (excludes REZ)																
PRE	170,837,358	1,025,024	0	0	1,435,034	4,408	0	23,917	805,737	122,969	674,244	0	0	0	879,334	307,695
Ind personal exempt form 6 mills SET	524,800	0	0	0	0	0	0	73	2,475	378	2,071	0	0	0	2,701	945
Com. Personal Exempt from 12 mills sch op	8,717,500	52,305	0	52,305	0	73,227	0	1,220	41,115	6,275	34,405	0	0	0	44,871	15,701
NON-PRE	46,815,310	280,892	842,676	0	393,249	0	0	6,554	220,800	33,698	184,766	0	0	0	240,968	84,319
Wayland Schools Total	226,894,968	1,358,221	842,676	0	1,905,918	0	0	31,764	1,070,127	163,320	895,486	0	0	0	1,167,874	408,660
Total Dorr Township	311,579,814	1,866,330	971,440	53,627	130,774	2,781,560	193	43,614	1,469,606	224,276	1,229,712	0	0	0	1,603,763	561,185
Fillmore Township																
03100 Hamilton Schools																
PRE	99,225,625	595,354	0	0	0	216,312	0	11,669	599,025	105,169	584,508	0	0	0	510,734	178,715
Ind personal exempt form 6 mills SET	204,700	0	0	0	0	446	0	24	1,236	217	1,206	0	0	0	1,054	369
Com. Personal Exempt from 12 mills sch op	2,597,700	15,586	0	15,586	0	5,683	0	305	15,682	2,753	15,302	0	0	0	13,371	4,679
NON-PRE	32,849,470	197,097	591,290	0	71,612	0	0	3,863	198,312	34,817	193,506	0	0	0	169,083	59,165
Hamilton Schools Total	134,877,495	808,037	591,290	15,586	0	294,033	0	15,861	814,255	142,956	794,522	0	0	0	694,242	242,928
70350 Zeeland Schools																
PRE	10,929,311	65,576	0	0	14,997	81,423	0	1,285	65,990	11,584	64,381	0	0	0	56,255	19,665
Ind personal exempt form 6 mills SET	0	0	0	0	0	0	0	0	0	0	0	0	0	0	0	0
Com. Personal Exempt from 12 mills sch op	0	0	0	0	0	0	0	0	0	0	0	0	0	0	0	0
NON-PRE	705,465	4,233	12,698	0	868	5,256	0	83	4,259	748	4,156	0	0	0	3,631	1,271
Zeeland Schools Total	11,634,776	69,809	12,698	0	15,965	86,679	0	1,368	70,239	12,332	68,537	0	0	0	59,886	20,956
Total Fillmore Township	146,512,271	877,846	603,988	15,586	15,965	380,712	0	17,229	884,494	155,288	863,059	0	0	0	754,128	263,884
Ganges Township																
03050 Fennville Schools																
PRE	102,169,043	613,014	0	0	49,910	682,469	0	14,304	481,870	49,440	331,436	0	0	0	525,884	184,017
Ind personal exempt form 6 mills SET	22,000	0	0	0	0	147	0	3	104	11	71	0	0	0	113	40
Com. Personal Exempt from 12 mills sch op	644,600	3,868	0	3,415	315	4,306	0	90	3,040	312	2,091	0	0	0	3,318	1,161
NON-PRE	86,608,260	519,896	1,498,098	0	42,308	578,526	0	12,125	408,479	41,910	280,957	0	0	0	445,790	155,980
Fennville Schools Total	189,443,903	1,136,532	1,498,098	3,415	92,533	1,265,448	0	26,522	893,493	91,673	614,555	0	0	0	975,105	341,208
03440 Glenn Schools																
PRE	22,059,141	132,355	0	0	0	20,736	0	3,088	104,040	10,674	71,560	0	0	0	113,543	39,731
Ind personal exempt form 6 mills SET	0	0	0	0	0	0	0	0	0	0	0	0	0	0	0	0
Com. Personal Exempt from 12 mills sch op	52,300	314	0	314	0	49	0	7	247	25	170	0	0	0	269	94
NON-PRE	35,314,269	211,886	635,657	0	33,195	0	0	4,944	166,556	17,788	114,559	0	0	0	181,770	63,605
Glenn Schools Total	57,425,710	344,555	635,657	314	0	53,980	0	8,039	270,843	27,788	186,289	0	0	0	295,562	103,430
Total Ganges Township	246,869,613	1,481,087	2,133,755	3,729	92,533	1,319,428	0	34,561	1,164,336	119,461	800,844	0	0	0	1,270,687	444,638

2022 ALLEGAN COUNTY
 TABULATION OF ESTIMATED TAX DOLLARS
 BY ASSESSING UNIT, SCHOOL DISTRICT, HOMESTEAD AND NON-HOMESTEAD

UNITS	K-12 SCHOOLS				COLLEGE	INTERMEDIATE SCHOOLS		TWP/CITIES/VILLAGES		AUTHORITIES		AD VALOREM SPECIALS	COUNTY		TOTAL LEVY			
	TOTAL TAXABLE	STATE EDUCATION TAX	NON-PRINCIPAL RESIDENCE TAX	COMMERCIAL PARTIAL SCH. OPERATING TAX		EXTRA VOTED TAXES	DEBT	LMCC/ GRCC	ALLOATED OPERATING	VOTED OPERATING	ALLOATED CHARTER		VOTED OPERATING	DEBT		LIBRARY/ POOL/FIRE/ RANSIT VOTED	DEBT	UNIT-WIDE SPECIAL ASSESSMENTS REAL PROP. ONLY
Gun Plain Charter Township																		
06010 Detroit-Kellogg Schools	368,335	2,150	0	0	1,756	0	41	755	939	689	0	526	272	1,844	645	9,617		
Ind personal exempt form 6 mills SET	0	0	0	0	0	0	0	0	0	0	0	0	0	0	0	0		
Com. Personal Exempt from 12 mills sch op	0	0	0	0	0	0	0	0	0	0	0	0	0	0	0	0		
NON-PRE	84,400	506	1,519	0	414	0	10	178	221	162	0	124	64	434	152	3,784		
Delton-Kellogg Schools Total	442,735	2,656	1,519	0	2,170	0	51	933	1,160	851	0	650	336	2,278	797	13,401		
03060 Martin Schools																		
PRE	8,359,524	50,157	0	0	58,517	0	1,170	39,427	21,909	16,070	0	12,263	6,353	43,028	15,056	263,950		
Ind personal exempt form 6 mills SET	0	0	0	0	0	0	0	0	0	0	0	0	0	0	0	0		
Com. Personal Exempt from 12 mills sch op	0	0	0	0	0	0	0	0	0	0	0	0	0	0	0	0		
NON-PRE	764,896	4,589	13,768	0	5,954	0	107	3,608	2,005	1,470	0	1,122	581	3,937	1,378	37,919		
Martin Schools Total	9,124,420	54,746	13,768	0	63,871	0	1,277	43,035	23,914	17,540	0	13,385	6,934	46,965	16,434	301,869		
03010 Plainwell Schools																		
PRE	177,232,659	1,063,396	0	0	1,869,805	0	24,813	835,900	464,491	340,694	0	259,983	134,697	912,252	319,214	6,225,245		
Ind personal exempt form 6 mills SET	81,900	0	0	0	864	0	11	386	215	157	0	120	62	422	148	2,385		
Com. Personal Exempt from 12 mills sch op	2,511,400	15,068	0	15,068	0	26,495	352	11,845	6,582	4,828	0	3,684	1,909	12,927	4,523	103,281		
NON-PRE	66,259,235	397,555	1,192,666	0	699,035	0	9,276	312,505	173,652	127,370	0	97,196	50,357	341,050	119,340	3,520,002		
Plainwell Schools Total	246,085,194	1,476,019	1,192,666	15,068	2,596,199	0	34,452	1,160,636	644,940	473,049	0	360,963	187,025	1,286,651	443,225	9,850,913		
Total Gun Plain Township	255,652,249	1,533,421	1,207,953	15,068	2,662,240	0	35,780	1,204,604	670,014	491,440	0	375,018	194,295	1,315,894	460,456	10,166,183		
Heath Township																		
03030 Allegan Schools	23,401,375	140,408	0	0	199,506	0	3,276	110,370	24,541	103,216	0	41,044	0	120,452	42,148	784,961		
PRE	37,100	0	0	0	316	0	5	175	39	164	0	65	0	191	67	1,022		
Ind personal exempt form 6 mills SET	7,300	44	0	44	0	62	1	34	8	32	0	13	0	38	13	289		
Com. Personal Exempt from 12 mills sch op	5,658,598	33,952	101,855	0	48,242	0	792	26,688	5,934	24,958	0	9,925	0	29,126	10,192	291,664		
NON-PRE	29,104,373	174,404	101,855	44	248,126	0	4,074	137,267	30,522	128,370	0	51,047	0	149,807	52,420	1,077,936		
Allegan Schools Total	53,108,348	315,112	101,855	44	446,354	0	7,370	248,242	64,545	231,640	0	102,116	0	170,283	64,360	2,390,285		
03100 Hamilton Schools																		
PRE	107,988,415	647,930	0	0	235,415	0	12,689	651,926	113,247	476,305	0	0	0	555,838	194,488	2,887,958		
Ind personal exempt form 6 mills SET	21,949,300	11,402	0	11,402	47,849	0	2,581	132,508	23,018	96,812	0	0	0	112,977	39,533	495,278		
Com. Personal Exempt from 12 mills sch op	1,900,300	0	0	0	4,143	0	223	11,472	1,993	8,382	0	0	0	9,781	3,423	62,221		
NON-PRE	24,915,578	149,493	448,480	0	54,316	0	2,930	150,415	26,129	109,895	0	0	0	128,245	44,875	1,114,778		
Hamilton Schools Total	156,753,593	808,825	448,480	11,402	341,723	0	18,433	946,321	164,387	691,394	0	0	0	806,841	282,329	4,520,135		
Total Heath Township	185,857,966	983,229	550,335	11,446	589,849	0	22,507	1,083,588	194,909	819,764	0	51,047	0	966,648	334,749	5,598,071		
Hopkins Township																		
03070 Hopkins Schools	66,454,959	410,730	0	0	105,763	707,824	9,584	322,861	71,618	140,716	0	37,719	0	352,351	123,294	2,282,460		
PRE	25,200	0	0	0	119	261	4	119	26	52	0	14	0	130	45	651		
Ind personal exempt form 6 mills SET	679,000	4,074	0	4,074	7,021	0	95	3,202	710	1,396	0	374	0	3,495	1,223	26,713		
Com. Personal Exempt from 12 mills sch op	68,382	205,146	0	17,608	117,845	0	1,596	53,753	11,924	23,428	0	6,280	0	58,663	20,527	585,152		
NON-PRE	80,556,148	483,186	205,146	4,074	124,420	832,951	11,279	379,935	84,278	165,928	0	44,387	0	414,639	145,089	2,894,976		
Hopkins Schools Total	147,910,107	904,916	205,146	4,074	248,840	1,535,775	22,863	912,819	166,196	307,144	0	81,700	0	1,071,733	373,666	5,777,600		
03060 Martin Schools																		
PRE	684,166	4,105	0	0	4,789	0	96	3,227	716	1,406	0	377	0	3,522	1,232	19,470		
Ind personal exempt form 6 mills SET	0	0	0	0	0	0	0	0	0	0	0	0	0	0	0	0		
Com. Personal Exempt from 12 mills sch op	0	0	0	0	0	0	0	0	0	0	0	0	0	0	0	0		
NON-PRE	7,900	44	131	0	51	0	1	34	8	15	0	4	0	38	13	339		
Martin Schools Total	692,066	4,149	131	0	4,840	0	97	3,261	724	1,421	0	381	0	3,560	1,245	19,809		
03040 Wayland Schools																		
PRE	16,476,169	98,857	0	0	138,400	0	2,307	77,708	17,237	33,668	0	9,078	0	84,806	29,675	491,936		
Ind personal exempt form 6 mills SET	0	0	0	0	0	0	0	0	0	0	0	0	0	0	0	0		
Com. Personal Exempt from 12 mills sch op	225,600	1,354	0	1,354	43,096	0	32	1,064	236	464	0	124	0	1,161	406	8,090		
NON-PRE	5,130,484	30,783	92,349	0	2,349	0	718	24,197	5,368	10,546	0	2,827	0	26,408	9,241	245,533		
Wayland Schools Total	21,832,253	130,994	92,349	1,354	183,391	0	3,057	102,969	22,841	44,878	0	12,029	0	112,375	39,322	745,559		
Total Hopkins Township	103,079,967	618,329	297,626	5,428	1,021,182	0	14,433	486,165	107,843	211,891	0	56,797	0	530,574	185,656	3,660,344		

**2022 ALLEGAN COUNTY
TABULATION OF ESTIMATED TAX DOLLARS
BY ASSESSING UNIT, SCHOOL DISTRICT, HOMESTEAD AND NON-HOMESTEAD**

UNITS	K-12 SCHOOLS				COLLEGE	INTERMEDIATE SCHOOLS		TWP/CITIES/VILLAGES		AUTHORITIES		AD VALOREM SPECIALS	COUNTY		TOTAL LEVY	
	TOTAL TAXABLE	STATE EDUCATION TAX	NON-PRINCIPAL RESIDENCE TAX	COMMERCIAL PERSONAL PARTIAL SCH. OPERATING TAX		EXTRA VOTED TAXES	LMCC / GRCC	ALLOCATED OPERATING	VOTED OPERATING	ALLOCATED CHARTER	VOTED OPERATING		LIBRARY POOL/FIRE/TRANSIT VOTED	DEBT		UNIT-WIDE SPECIAL ASSESSMENTS REAL PROP. ONLY
Lakewood Township																
PRE	138,749,487	832,497	0	0	302,474	0	16,317	837,631	138,749	412,863	0	195,512	0	714,171	249,902	3,700,116
Ind personal exempt form 6 mills SET	589,900	1,286	0	0	1,286	0	69	3,561	590	1,755	0	831	0	3,036	1,062	12,190
Com. Personal Exempt from 12 mills sch op	315,700	1,894	0	1,894	688	0	37	1,906	316	939	0	445	0	1,625	569	10,313
NON-PRE	30,373,807	182,242	546,725	0	66,214	0	3,572	183,365	30,374	90,360	0	42,789	0	156,339	54,706	1,356,716
Hamilton Schools Total	170,028,694	1,016,633	546,725	1,894	370,662	0	19,995	1,026,463	170,029	505,937	0	239,587	0	875,171	306,239	5,079,335
70020 Holland Schools																
PRE	129,756,792	778,541	0	153,360	613,750	0	15,259	783,342	129,757	386,104	0	306,174	137,542	667,884	233,705	4,205,418
Ind personal exempt form 6 mills SET	0	0	0	0	0	0	0	0	0	0	0	0	0	0	0	0
Com. Personal Exempt from 12 mills sch op	408,100	2,449	482	2,449	1,930	0	48	2,464	408	1,214	0	963	433	2,101	735	15,676
NON-PRE	69,524,448	417,147	1,251,440	82,171	328,851	0	8,176	419,719	69,524	206,877	0	164,050	73,696	357,856	125,220	3,504,727
Holland Schools Total	199,689,340	1,198,137	1,251,440	2,449	236,013	0	23,483	1,205,525	199,689	594,195	0	471,187	211,671	1,027,841	359,860	7,725,821
03080 Saugatuck Schools																
PRE	79,527,929	477,164	0	56,170	274,369	0	9,352	480,106	79,527	236,642	0	112,062	0	409,343	143,237	2,277,972
Ind personal exempt form 6 mills SET	0	0	0	0	0	0	0	0	0	0	0	0	0	0	0	0
Com. Personal Exempt from 12 mills sch op	112,900	674	0	674	387	0	13	678	112	334	0	158	0	578	202	3,989
NON-PRE	47,014,742	282,088	846,265	33,207	162,201	0	5,529	283,828	47,015	139,897	0	66,248	0	241,984	84,678	2,192,950
Saugatuck Schools Total	126,654,371	759,926	846,265	674	436,957	0	14,894	764,612	126,654	376,873	0	178,468	0	651,915	228,117	4,474,811
Total Laketown Township	496,372,405	2,974,696	2,644,430	5,017	325,469	1,752,150	58,372	2,996,600	496,372	1,477,005	0	889,242	211,671	2,554,927	894,016	17,279,967
Lee Township																
PRE	94,877	569	0	0	809	0	13	447	97	318	0	166	0	488	171	3,078
Ind personal exempt form 6 mills SET	0	0	0	0	0	0	0	0	0	0	0	0	0	0	0	0
Com. Personal Exempt from 12 mills sch op	0	0	0	0	0	0	0	0	0	0	0	0	0	0	0	0
NON-PRE	28,447	171	512	0	243	0	4	134	29	95	0	50	0	146	51	2,039
Allegan Schools Total	123,324	740	512	0	1,052	0	17	581	126	413	0	216	0	634	222	5,117
80090 Bloomingdale Schools																
PRE	31,580,447	189,483	0	243,169	0	0	4,421	210,743	32,417	105,978	0	0	0	162,551	56,880	1,005,772
Ind personal exempt form 6 mills SET	30,000	0	231	0	0	0	4	200	31	101	0	0	0	154	54	775
Com. Personal Exempt from 12 mills sch op	183,500	1,101	0	956	0	0	26	1,225	188	616	0	6,801	0	945	331	6,801
NON-PRE	33,958,498	203,751	584,507	0	261,480	0	4,754	226,612	34,858	113,958	0	297,685	0	174,791	61,163	1,963,559
Bloomingdale Schools Total	65,752,445	394,335	584,507	956	506,293	0	9,205	438,780	67,494	220,653	0	0	0	297,814	118,428	2,976,906
03050 Fennville Schools																
PRE	3,799,379	22,796	0	1,856	25,379	0	532	17,919	3,900	12,750	0	0	0	139,782	6,843	251,313
Ind personal exempt form 6 mills SET	0	0	0	0	0	0	0	0	0	0	0	0	0	0	0	0
Com. Personal Exempt from 12 mills sch op	0	0	0	0	0	0	0	0	0	0	0	0	0	0	0	0
NON-PRE	4,091,721	24,490	70,603	1,994	27,265	0	571	19,251	4,190	13,697	0	37,762	0	21,009	7,352	228,184
Fennville Schools Total	7,891,100	47,286	70,603	3,850	52,644	0	1,103	37,170	8,090	26,447	0	0	0	177,544	40,565	479,497
Total Lee Township	73,756,869	442,361	655,622	956	3,850	559,989	10,325	476,531	75,710	247,513	0	216	0	475,963	132,845	3,461,520
Leighton Township																
PRE	106,102,008	636,612	0	742,714	181,275	0	9,082	588,611	111,015	366,964	0	0	0	546,128	191,100	3,353,502
Ind personal exempt form 6 mills SET	0	0	0	0	0	0	0	0	0	0	0	0	0	0	0	0
Com. Personal Exempt from 12 mills sch op	125,500	753	0	753	879	0	11	673	131	434	0	0	0	646	226	4,720
NON-PRE	18,514,617	111,088	333,263	31,632	129,602	0	1,585	99,222	19,372	64,035	0	0	0	95,298	33,347	918,444
Caledonia Schools Total	124,742,125	748,453	333,263	753	873,195	213,121	10,678	688,506	130,518	431,433	0	0	0	642,072	224,673	4,276,666
08050 Thornapple-Kellogg Sch.																
PRE	14,872,481	89,235	0	143,519	25,410	0	1,273	79,703	15,561	51,438	0	0	0	76,552	26,787	509,478
Ind personal exempt form 6 mills SET	254,300	2,400	0	2,454	434	0	22	1,363	266	880	0	0	0	1,309	458	7,186
Com. Personal Exempt from 12 mills sch op	2,400	14	0	23	4	0	0	13	3	8	0	0	0	12	4	95
NON-PRE	6,671,015	40,026	120,078	0	64,375	11,937	571	35,751	6,980	23,072	0	0	0	34,337	12,015	348,602
Thornapple-Kellogg Schools Total	21,800,196	129,275	120,078	14	210,371	37,245	1,866	116,630	22,810	75,398	0	0	0	112,210	39,284	865,361
03040 Wayland Schools																
PRE	125,295,483	751,773	0	1,052,482	0	0	17,541	590,944	131,097	433,347	0	0	0	644,921	225,670	3,847,775
Ind personal exempt form 6 mills SET	540,200	4,538	0	4,538	0	0	76	2,548	565	1,868	0	0	0	2,781	973	13,349
Com. Personal Exempt from 12 mills sch op	3,269,900	19,619	0	19,619	0	0	468	15,422	3,421	11,309	0	0	0	16,831	5,889	120,035
NON-PRE	38,681,991	232,092	696,276	0	324,929	0	5,415	137,786	40,473	133,786	0	0	0	199,104	69,670	1,884,185
Wayland Schools Total	167,767,574	1,003,484	696,276	19,619	1,409,416	0	23,490	731,354	175,556	580,310	0	0	0	863,637	302,202	5,865,344
Total Leighton Township	314,329,895	1,881,212	1,149,617	20,386	2,492,982	250,366	36,034	1,576,690	328,884	1,087,141	0	0	0	1,617,919	566,139	11,007,371

**2022 ALLEGAN COUNTY
TABULATION OF ESTIMATED TAX DOLLARS
BY ASSESSING UNIT, SCHOOL DISTRICT, HOMESTEAD AND NON-HOMESTEAD**

UNITS	TOTAL TAXABLE EDUCATION TAX	K-12 SCHOOLS				COLLEGE LMCC / GRCC	INTERMEDIATE SCHOOLS		TWP/CITIES/VILLAGES		AUTHORITIES		AD VALOREM SPECIALS	COUNTY		TOTAL LEVY
		STATE EDUCATION TAX	NON- PRINCIPAL RESIDENCE TAX	COMMERCIAL PERSONAL PARTIAL SCH. OPERATING TAX	EXTRA VOTED TAXES		DEBT	ALLOCATED OPERATING	VOTED OPERATING	ALLOCATED CHARTER	VOTED OPERATING	DEBT		LIBRARY/ POOL/FIRE/ RANSIT VOTED	DEBT	
Manlius Township																
03050 Fennville Schools	41,986,459	251,919	0	20,510	280,461	0	5,878	198,025	44,564	218,661	0	0	216,113	75,622	1,311,753	
PRE	0	0	0	0	0	0	0	0	0	0	0	0	0	0	0	
Ind personal exempt form 6 mills SET	35,700	214	0	189	238	0	5	168	38	186	0	0	184	64	1,303	
Com. Personal Exempt from 12 mills sch op	8,745,895	52,475	151,281	4,272	58,421	0	1,224	41,249	9,283	45,548	0	0	45,017	15,752	424,522	
NON-PRE	50,768,054	304,608	151,281	189	339,120	0	7,107	239,442	53,885	264,395	0	0	261,314	91,438	1,737,578	
Fennville Schools Total																
03100 Hamilton Schools	69,073,040	414,438	0	150,579	102	0	8,123	416,994	73,314	359,725	0	0	355,533	124,407	1,903,113	
PRE	46,700	1,021	0	1,021	0	0	5	282	50	243	0	0	240	84	1,006	
Ind personal exempt form 6 mills SET	170,200	371	0	371	0	0	20	1,027	181	886	0	0	876	307	5,710	
Com. Personal Exempt from 12 mills sch op	11,462,806	68,777	206,331	0	24,989	0	1,348	69,201	12,167	59,697	0	0	59,001	20,646	522,157	
NON-PRE	80,752,746	484,236	206,331	1,021	176,041	0	9,496	487,504	85,712	420,551	0	0	415,650	145,444	2,431,986	
Hamilton Schools Total																
Total Manlius Township	131,520,800	788,844	357,612	1,210	24,799	0	16,603	726,946	139,597	684,946	0	0	676,964	236,882	4,169,564	
Martin Township																
03060 Martin Schools	81,928,300	491,570	0	573,498	0	0	11,470	386,407	86,869	465,680	0	0	421,701	147,561	2,584,756	
PRE	126,800	3,903	0	3,903	0	0	18	598	134	721	0	0	663	228	3,240	
Ind personal exempt form 6 mills SET	650,500	125,424	376,272	1,463,328	0	0	91	3,068	690	3,697	0	0	3,348	1,172	24,426	
Com. Personal Exempt from 12 mills sch op	20,904,015	620,897	376,272	3,903	0	0	2,927	98,592	22,165	118,818	0	0	107,597	37,650	1,035,773	
NON-PRE	103,609,615	620,897	376,272	3,903	0	0	14,506	488,665	109,858	588,916	0	0	533,299	186,611	3,648,195	
Martin Schools Total																
03010 Plainwell Schools	2,209,481	13,257	0	23,310	0	0	309	10,421	2,343	12,559	0	0	11,373	3,979	77,551	
PRE	0	0	0	0	0	0	0	0	0	0	0	0	0	0	0	
Ind personal exempt form 6 mills SET	373,566	2,241	6,724	3,941	0	0	52	1,762	396	2,123	0	0	1,923	673	19,835	
Com. Personal Exempt from 12 mills sch op	2,563,047	15,498	6,724	0	27,251	0	361	12,183	2,739	14,682	0	0	13,286	4,652	97,386	
NON-PRE	106,192,662	636,395	382,996	3,903	0	0	14,867	500,848	112,597	603,598	0	0	546,595	191,263	3,745,581	
Plainwell Schools Total																
Total Martin Township	106,192,662	636,395	382,996	3,903	0	0	14,867	500,848	112,597	603,598	0	0	546,595	191,263	3,745,581	
Monterey Township																
03030 Allegan Schools	22,308,510	133,851	0	190,189	0	0	3,123	105,216	23,219	108,299	0	0	114,826	40,180	758,030	
PRE	39,900	340	0	340	0	0	6	188	42	194	0	0	205	72	1,117	
Ind personal exempt form 6 mills SET	436,800	2,621	0	3,724	0	0	61	2,060	455	2,120	0	0	2,248	787	17,463	
Com. Personal Exempt from 12 mills sch op	6,279,818	37,679	113,037	53,538	0	0	879	29,618	6,536	30,486	0	0	32,323	11,311	326,421	
NON-PRE	29,065,028	174,151	113,037	2,621	0	0	4,069	137,082	30,252	141,099	0	0	149,602	52,350	1,103,031	
Allegan Schools Total																
03100 Hamilton Schools	7,379,111	44,275	0	16,086	0	0	868	44,548	7,680	35,823	0	0	37,982	13,291	204,619	
PRE	54,600	328	0	119	0	0	6	330	57	265	0	0	281	98	1,842	
Ind personal exempt form 6 mills SET	1,786,476	10,719	32,157	3,895	0	0	210	10,795	1,859	8,673	0	0	9,195	3,218	81,695	
Com. Personal Exempt from 12 mills sch op	9,220,187	55,322	32,157	328	0	0	1,084	55,663	9,596	44,761	0	0	47,458	16,607	288,156	
NON-PRE	50,975,553	305,853	0	78,757	527,087	0	7,137	240,421	53,055	247,466	0	0	262,381	91,812	1,842,037	
Hamilton Schools Total																
03070 Hopkins Schools	871,100	9,007	0	9,007	0	0	122	4,108	907	4,229	0	0	4,484	1,569	24,906	
PRE	138,900	833	0	1,436	0	0	19	655	145	674	0	0	715	250	5,862	
Ind personal exempt form 6 mills SET	10,081,847	60,490	181,470	15,576	104,244	0	1,411	47,549	10,493	48,942	0	0	51,892	18,158	545,780	
Com. Personal Exempt from 12 mills sch op	62,067,200	367,176	181,470	833	94,548	641,774	8,689	292,733	64,600	301,311	0	0	319,472	111,789	2,418,595	
NON-PRE	100,352,415	596,649	326,664	3,782	94,548	909,665	13,842	485,478	104,448	487,171	0	0	516,552	180,746	3,809,782	
Hopkins Schools Total																
Total Monterey Township	100,352,415	596,649	326,664	3,782	94,548	909,665	13,842	485,478	104,448	487,171	0	0	516,552	180,746	3,809,782	

**2022 ALLEGAN COUNTY
TABULATION OF ESTIMATED TAX DOLLARS
BY ASSESSING UNIT, SCHOOL DISTRICT, HOMESTEAD AND NON-HOMESTEAD**

UNITS	K-12 SCHOOLS										COLLEGE		INTERMEDIATE SCHOOLS		TWP/CITIES/VILLAGES				AUTHORITIES		AD VALOREM SPECIALS	COUNTY		TOTAL LEVY
	TOTAL TAXABLE	STATE EDUCATION TAX	NON-PRINCIPAL RESIDENCE TAX	COMMERCIAL PERSONAL PARTIAL SCH. OPERATING TAX	EXTRA VOTED TAXES	DEBT	LMCC/ GRCC	ALLOCATED OPERATING		VOTED OPERATING	DEBT	ALLOCATED CHARTER	VOTED OPERATING	DEBT	LIBRARY/ POOL/FIRE/ RANSIT VOTED	DEBT	UNIT-WIDE SPECIAL ASSMNTS REAL PROP. ONLY	ALLOCATED OPERATING	COUNTY ROADS/SEWER					
								OPERATING	DEBT											OPERATING	DEBT			
Otsego Township																								
03030 Allegan Schools																								
PRE	9,366,624	56,200	0	0	0	79,854	0	1,311	44,177	0	9,969	20,837	0	9,064	5,152	0	48,212	16,870	0	291,646				
Ind personal exempt form 6 mills SET	0	0	0	0	0	0	0	0	0	0	0	0	0	0	0	0	0	0	0	0				
Com. Personal Exempt from 12 mills sch op	110,000	660	0	660	0	938	0	15	519	0	117	245	0	106	61	0	566	198	0	4,085				
NON-PRE	1,158,148	6,949	20,847	9,874	0	9,874	0	162	5,462	0	1,233	2,576	0	1,121	637	0	5,961	2,086	0	56,908				
Allegan Schools Total	10,634,772	63,809	20,847	660	0	90,666	0	1,488	50,158	0	11,319	23,658	0	10,291	5,850	0	54,759	19,154	0	352,659				
03060 Martin Schools																								
PRE	860,130	5,161	0	0	0	6,021	0	120	4,057	0	915	1,913	0	832	473	0	4,427	1,549	0	25,468				
Ind personal exempt form 6 mills SET	0	0	0	0	0	0	0	0	0	0	0	0	0	0	0	0	0	0	0	0				
Com. Personal Exempt from 12 mills sch op	144,832	869	2,607	0	0	1,014	0	20	683	0	154	322	0	140	80	0	745	261	0	6,895				
NON-PRE	1,004,962	6,030	2,607	0	0	7,035	0	140	4,740	0	1,069	2,235	0	972	563	0	5,172	1,810	0	32,363				
03020 Otsego Schools																								
PRE	130,659,595	783,958	0	0	0	1,109,300	0	18,292	616,243	0	139,061	290,665	0	126,439	71,863	0	672,531	235,331	0	4,063,683				
Ind personal exempt form 6 mills SET	456,800	3,878	0	0	0	3,878	0	64	2,154	0	486	1,016	0	442	251	0	2,351	823	0	11,465				
Com. Personal Exempt from 12 mills sch op	4,594,300	27,566	0	24,200	0	39,006	0	643	21,689	0	4,890	10,220	0	4,446	2,527	0	23,648	8,275	0	167,090				
NON-PRE	49,988,880	289,933	863,178	0	424,406	0	6,998	235,768	53,203	0	111,205	27,484	0	48,374	27,484	0	257,303	90,033	0	2,417,897				
Otsego Schools Total	185,699,965	1,111,457	863,178	24,200	0	1,576,950	0	25,997	875,634	0	197,640	413,106	0	179,701	102,135	0	955,833	334,464	0	6,660,135				
03026 Otsego Sch-Martin Debt																								
PRE	212,381	1,274	0	0	0	1,487	0	30	1,002	0	226	472	0	206	117	0	1,093	383	0	6,290				
Ind personal exempt form 6 mills SET	0	0	0	0	0	0	0	0	0	0	0	0	0	0	0	0	0	0	0	0				
Com. Personal Exempt from 12 mills sch op	0	0	0	0	0	0	0	0	0	0	0	0	0	0	0	0	0	0	0	0				
NON-PRE	212,381	1,274	0	0	0	1,487	0	30	1,002	0	226	472	0	206	117	0	1,093	383	0	6,290				
03010 Plainwell Schools																								
PRE	8,293,056	49,758	0	0	0	87,492	0	1,161	39,113	0	8,826	18,449	0	8,025	4,581	0	42,686	14,937	0	275,008				
Ind personal exempt form 6 mills SET	0	0	0	0	0	0	0	0	0	0	0	0	0	0	0	0	0	0	0	0				
Com. Personal Exempt from 12 mills sch op	934,600	5,608	0	5,608	0	9,860	0	131	4,408	0	985	2,079	0	904	514	0	4,811	1,683	0	36,601				
NON-PRE	5,532,078	33,192	99,577	0	56,363	0	774	26,091	5,888	0	12,307	12,307	0	5,353	3,043	0	28,475	9,964	0	283,027				
Plainwell Schools Total	14,759,734	88,558	99,577	5,608	0	155,715	0	2,066	69,612	0	15,709	32,835	0	14,282	8,118	0	75,972	26,964	0	594,636				
Total Otsego Township	212,311,414	1,271,128	866,209	30,468	0	1,831,493	0	29,721	1,001,346	0	225,963	472,306	0	205,452	116,773	0	1,092,809	382,395	0	7,646,063				
03100 Hamilton Schools																								
PRE	108,502,745	651,016	0	0	0	236,536	0	12,760	655,031	0	82,462	721,543	0	0	0	0	558,485	195,424	0	3,113,257				
Ind personal exempt form 6 mills SET	33,807,700	73,701	0	0	0	73,701	0	3,976	204,097	0	25,684	224,821	0	0	0	0	174,015	60,891	0	767,195				
Com. Personal Exempt from 12 mills sch op	417,300	2,504	0	2,504	0	910	0	49	2,519	0	317	2,775	0	0	0	0	2,148	752	0	14,478				
NON-PRE	19,941,723	119,650	358,951	0	43,473	0	2,345	120,388	15,156	0	132,612	132,612	0	0	0	0	102,644	35,917	0	1,024,850				
Hamilton Schools Total	162,669,468	773,170	358,951	2,504	0	354,620	0	19,130	982,035	0	123,629	1,081,751	0	0	0	0	837,292	292,984	0	4,826,066				
70350 Zeeland Schools																								
PRE	23,300,243	139,801	0	0	0	173,587	0	2,740	140,664	0	17,708	154,947	0	0	0	0	119,931	41,966	0	823,314				
Ind personal exempt form 6 mills SET	0	0	0	0	0	0	0	0	0	0	0	0	0	0	0	0	0	0	0	0				
Com. Personal Exempt from 12 mills sch op	280,400	1,682	0	1,682	0	2,089	0	33	1,693	0	213	1,865	0	0	0	0	1,443	505	0	11,590				
NON-PRE	3,561,384	21,368	64,105	0	64,105	0	419	21,500	2,707	0	23,683	23,683	0	0	0	0	18,331	6,414	0	189,946				
Zeeland Schools Total	27,142,027	162,851	64,105	1,682	0	202,208	0	3,192	163,857	0	20,628	180,495	0	0	0	0	139,705	48,885	0	1,024,850				
Total Overisel Township	189,811,495	936,021	423,056	4,186	0	556,828	0	22,332	1,145,892	0	144,257	1,262,246	0	0	0	0	976,997	341,869	0	5,850,916				

2022 ALLEGAN COUNTY TABULATION OF ESTIMATED TAX DOLLARS BY ASSESSING UNIT, SCHOOL DISTRICT, HOMEISTEAD AND NON-HOMEISTEAD																			
UNITS	TOTAL TAXABLE	K-12 SCHOOLS					COLLEGE	INTERMEDIATE SCHOOLS			TWP/CITIES/VILLAGES			AUTHORITIES		AD VALOREM SPECIALS	COUNTY		TOTAL LEVY
		STATE EDUCATION TAX	NON-PRINCIPAL RESIDENCE TAX	COMMERCIAL PARTIAL SCH. OPERATING TAX	EXTRA VOTED TAXES	DEBT		LMCC / GRCC	ALLOCATED OPERATING	VOTED OPERATING	DEBT	ALLOCATED / CHARTER	VOTED OPERATING	DEBT	LIBRARY/ POOL/FIRE/ RANSIT VOTED		DEBT	UNIT-WIDE SPECIAL ASSESSMENTS REAL PROP. ONLY	
Salem Township																			
03100 Hamilton Schools	64,952,610	389,716	0	128,551	0	141,597	0	7,638	392,119	69,499	382,155	0	0	0	0	33,432,4	116,986	0	1,834,034
PRE	0	0	0	0	0	0	0	0	0	0	0	0	0	0	0	0	0	0	0
Ind personal exempt form 6 mills SET	731,000	4,386	0	4,386	0	1,594	0	86	4,413	782	4,301	0	0	0	0	3,763	1,317	0	25,028
Com. Personal Exempt from 12 mills sch op	111,805	335,416	0	335,416	0	1,594	0	2,191	112,495	19,939	109,636	0	0	0	0	95,914	33,562	0	861,581
NON-PRE	18,634,223	505,907	335,416	4,386	0	183,814	0	9,915	509,027	90,220	496,092	0	0	0	0	434,001	151,865	0	2,720,643
Hamilton Schools Total	84,317,639	505,907	335,416	4,386	0	183,814	0	9,915	509,027	90,220	496,092	0	0	0	0	434,001	151,865	0	2,720,643
03070 Hopkins Schools																			
PRE	83,204,724	499,228	0	128,551	0	860,337	0	11,649	392,427	89,029	489,543	0	0	0	0	428,271	149,860	0	3,048,985
Ind personal exempt form 6 mills SET	56,000	4,277	0	4,277	0	579	0	100	3,362	763	4,194	0	0	0	0	288	101	0	1,629
Com. Personal Exempt from 12 mills sch op	712,800	146,869	440,607	37,819	253,104	7,370	0	3,427	115,449	26,192	144,020	0	0	0	0	3,669	1,284	0	30,397
NON-PRE	24,478,161	1,468,689	440,607	37,819	253,104	1,289	0	15,184	511,502	116,044	638,086	0	0	0	0	558,222	195,333	0	1,337,569
Hopkins Schools Total	108,451,685	650,374	440,607	4,277	1,213,900	8,663	0	28,057	1,172,376	243,274	1,282,167	0	0	0	0	1,171,010	404,943	0	4,418,490
70190 Hudsonville Schools																			
PRE	2,235,993	13,416	0	2,134	0	15,652	0	263	13,499	2,393	13,156	0	0	0	0	11,509	4,027	0	76,049
Ind personal exempt form 6 mills SET	0	0	0	0	0	0	0	0	0	0	0	0	0	0	0	0	0	0	0
Com. Personal Exempt from 12 mills sch op	184,075	1,104	3,313	0	176	1,289	0	22	1,111	197	1,083	0	0	0	0	947	332	0	9,574
NON-PRE	2,420,068	14,520	3,313	0	2,310	16,941	0	285	14,610	2,590	14,239	0	0	0	0	12,456	4,359	0	85,623
Hudsonville Schools Total	21,245,057	127,470	0	29,150	158,276	0	0	2,498	128,256	22,732	124,997	0	0	0	0	109,353	38,264	0	740,996
PRE	0	0	0	0	0	0	0	0	0	0	0	0	0	0	0	0	0	0	0
Ind personal exempt form 6 mills SET	0	0	0	0	0	0	0	0	0	0	0	0	0	0	0	0	0	0	0
Com. Personal Exempt from 12 mills sch op	1,487,642	8,926	26,778	0	2,041	11,083	0	175	8,981	1,592	8,753	0	0	0	0	7,657	2,679	0	78,665
NON-PRE	22,732,659	136,396	26,778	0	31,191	169,359	0	2,673	137,237	24,324	133,750	0	0	0	0	117,010	40,943	0	819,661
Total Salem Township	217,922,291	1,307,197	806,114	8,663	200,972	1,491,504	0	28,057	1,172,376	233,178	1,282,167	0	0	0	0	1,121,689	392,500	0	8,044,417
Saugatuck Township																			
03050 Fennville Schools	55,653,042	333,918	0	27,187	371,751	0	0	7,791	262,482	57,217	116,515	0	0	0	0	286,467	100,237	0	1,680,966
PRE	0	0	0	0	0	0	0	0	0	0	0	0	0	0	0	0	0	0	0
Ind personal exempt form 6 mills SET	76,900	461	0	407	514	0	0	11	363	79	161	0	0	0	0	396	139	0	2,665
Com. Personal Exempt from 12 mills sch op	223,008	642,909	18,157	248,274	0	34,752	0	5,204	175,299	38,212	77,815	0	0	0	0	191,311	66,943	0	1,780,145
NON-PRE	92,897,888	557,387	642,909	407	45,382	620,539	0	13,006	338,144	95,508	194,491	0	0	0	0	94,862	28,798	0	3,463,776
Fennville Schools Total	4,338,078	26,028	0	9,457	0	9,457	0	510	26,189	4,460	9,082	0	0	0	4,056	22,329	7,813	0	533,576
PRE	40,200	241	0	241	0	88	0	5	243	41	84	0	0	0	0	88	207	0	1,360
Ind personal exempt form 6 mills SET	0	0	0	0	0	0	0	0	0	0	0	0	0	0	0	0	0	0	0
Com. Personal Exempt from 12 mills sch op	2,315,714	13,894	41,683	0	5,048	0	0	272	13,990	2,361	4,848	0	0	0	0	11,919	4,171	0	101,079
NON-PRE	6,693,992	40,163	41,683	241	14,593	0	0	787	40,412	6,882	14,014	0	0	0	6,259	2,075	12,056	0	636,015
Hamilton Schools Total	166,158,047	996,948	0	117,357	573,245	0	0	19,540	1,003,096	170,827	347,868	0	0	0	155,358	51,509	299,267	0	4,712,701
PRE	0	0	0	0	0	0	0	0	0	0	0	0	0	0	0	0	0	0	0
Ind personal exempt form 6 mills SET	1,483,000	8,898	0	8,898	5,116	0	0	174	8,953	1,525	3,105	0	0	0	0	7,633	2,671	0	49,867
Com. Personal Exempt from 12 mills sch op	123,470,959	740,826	2,222,477	87,208	425,975	0	0	14,520	745,394	126,940	258,499	0	0	0	0	63,550	22,384	0	5,711,702
NON-PRE	291,112,006	1,746,672	2,222,477	8,898	205,612	1,004,336	0	34,234	1,757,443	299,292	609,472	0	0	0	272,190	90,245	524,322	0	14,474,270
Total Saugatuck Township	390,703,886	2,344,222	2,907,069	9,546	250,994	1,639,468	0	48,027	2,235,999	401,682	817,977	0	0	0	365,309	121,118	717,922	0	14,574,061
Trowbridge Township																			
03030 Allegan Schools	61,621,891	369,731	0	525,351	0	2,633	0	8,627	290,633	63,840	213,723	0	0	0	0	317,180	110,987	0	2,008,151
PRE	308,900	6,613	0	6,613	0	9,397	0	154	5,198	1,142	3,823	0	0	0	0	1,590	556	0	8,212
Ind personal exempt form 6 mills SET	1,102,200	123,194	369,592	0	175,046	0	0	2,875	96,839	21,271	71,212	0	0	0	0	5,673	1,985	0	42,531
Com. Personal Exempt from 12 mills sch op	20,532,335	499,538	369,592	6,613	0	712,427	0	11,689	394,127	86,573	289,829	0	0	0	0	105,684	36,981	0	1,038,696
NON-PRE	83,565,326	499,538	369,592	6,613	0	712,427	0	11,689	394,127	86,573	289,829	0	0	0	0	430,127	150,509	0	3,097,590
Allegan Schools Total	118,761	713	0	238	1,069	0	0	17	793	123	412	0	0	0	611	214	0	0	4,190
PRE	0	0	0	0	0	0	0	0	0	0	0	0	0	0	0	0	0	0	0
Ind personal exempt form 6 mills SET	0	0	0	0	0	0	0	0	0	0	0	0	0	0	0	0	0	0	0
Com. Personal Exempt from 12 mills sch op	900	5	16	2	8	0	0	0	6	1	3	0	0	0	0	5	2	0	48
NON-PRE	119,661	718	16	240	1,077	0	0	17	799	124	415	0	0	0	0	616	216	0	4,238
Gobles Schools Total	6,391,827	38,351	0	54,267	0	54,267	0	895	30,146	6,622	22,169	0	0	0	0	32,900	11,512	0	196,862
PRE	0	0	0	0	0	0	0	0	0	0	0	0	0	0	0	0	0	0	0
Ind personal exempt form 6 mills SET	0	0	0	0	0	0	0	0	0	0	0	0	0	0	0	0	0	0	0
Com. Personal Exempt from 12 mills sch op	634,357	3,806	10,954	0	5,386	0	0	89	2,992	657	2,200	0	0	0	0	3,265	1,143	0	30,492
NON-PRE	7,026,184	42,157	10,954	0	59,653	0	0	984	33,138	7,279	24,369	0	0	0	0	36,165	12,655	0	227,354
Osego Schools Total	90,771,171	542,413	380,552	6,613	240	773,157	0	12,700	428,064	93,976	314,613	0	0	0	146,566	46,908	163,380	0	3,329,182
Total T																			

2022 ALLEGAN COUNTY TABULATION OF ESTIMATED TAX DOLLARS BY ASSESSING UNIT, SCHOOL DISTRICT, HOMESTEAD AND NON-HOMESTEAD																	
UNITS	K-12 SCHOOLS				COLLEGE	INTERMEDIATE SCHOOLS		TWP/CITIES/VILLAGES		AUTHORITIES		AD VALOREM SPECIALS	COUNTY				
	STATE EDUCATION TAX	NON-RESIDENTIAL TAX	COMMERCIAL PARTIAL SCH. OPERATING TAX	EXTRA VOTED TAXES		DEBT	LMCC / GRCC	ALLOCATED OPERATING	VOTED OPERATING	ALLOCATED CHARTER	VOTED OPERATING		DEBT	LIBRARY/POST OFFICE/TRANSIT VOTED	DEBT	UNIT-WIDE SPECIALS REAL PROP. ONLY	ALLOCATED OPERATING
Valley Township																	
03030 Allegan Schools																	
PRE	66,156,006	396,936	0	0	564,006	0	9,262	312,018	0	88,319	254,820	0	116,031	0	340,518	119,154	2,181,064
Ind personal exempt form 6 mills SET	0	0	0	0	0	0	0	0	0	0	0	0	0	0	0	0	0
Com. Personal Exempt from 12 mills sch op	144,200	865	0	1,229	0	0	20	680	0	149	555	0	253	0	742	260	5,618
NON-PRE	25,863,577	155,301	465,904	0	220,668	0	3,624	122,077	0	267,300	99,698	0	45,397	0	133,228	46,619	1,319,246
Allegan Schools Total	92,183,783	553,102	465,904	0	785,903	0	12,906	434,775	0	95,198	355,073	0	161,681	0	474,488	166,033	3,505,928
03050 Fenwille Schools																	
PRE	1,145,636	6,874	0	560	7,653	0	160	5,403	1,183	4,413	0	0	0	0	5,897	2,063	34,206
Ind personal exempt form 6 mills SET	5,000	0	0	33	33	0	1	24	5	19	0	0	0	0	26	9	117
Com. Personal Exempt from 12 mills sch op	8,000	48	0	4	38	0	1	38	8	31	0	0	0	0	41	14	280
NON-PRE	1,224,980	7,350	21,189	598	8,183	0	171	5,777	1,265	4,718	0	0	0	0	6,305	2,206	57,762
Fenwille Schools Total	2,363,616	14,272	21,189	42	15,922	0	333	11,242	2,461	9,181	0	0	0	0	12,269	4,292	92,365
Total Valley Township	94,567,399	567,374	487,093	907	1,162	801,825	13,239	446,017	97,659	364,254	0	161,681	0	0	486,757	170,325	3,598,293
Watson Township																	
03030 Allegan Schools																	
PRE	5,356,376	32,138	0	0	45,665	0	750	25,263	5,405	13,748	0	9,395	0	2,286	27,570	9,647	171,867
Ind personal exempt form 6 mills SET	0	0	0	0	0	0	0	0	0	0	0	0	0	0	0	0	0
Com. Personal Exempt from 12 mills sch op	0	0	0	0	0	0	0	0	0	0	0	0	0	0	0	0	0
NON-PRE	299,763	1,799	5,396	0	2,556	0	42	1,414	302	769	0	526	0	1,146	1,543	540	16,033
Allegan Schools Total	5,656,139	33,937	5,396	0	48,221	0	792	26,677	5,707	14,517	0	9,921	0	3,431	29,113	10,187	187,899
03070 Hopkins Schools																	
PRE	15,224,049	91,344	0	23,521	157,417	0	2,131	71,803	15,363	39,074	0	8,388	0	92,438	78,361	27,420	607,260
Ind personal exempt form 6 mills SET	0	0	0	0	0	0	0	0	0	0	0	0	0	0	0	0	0
Com. Personal Exempt from 12 mills sch op	145,400	872	0	225	1,503	0	20	686	147	373	0	80	0	5,788	748	262	5,788
NON-PRE	2,777,908	16,667	50,002	4,292	28,724	0	389	13,102	2,803	7,130	0	1,531	0	14,298	14,298	5,003	143,941
Hopkins Schools Total	18,147,357	108,883	50,002	872	187,644	0	2,540	85,591	18,313	46,577	0	9,999	0	92,438	93,407	32,685	756,989
03060 Martin Schools																	
PRE	39,506,472	237,039	0	0	276,545	0	5,531	186,328	39,866	101,397	0	0	0	5,356	203,348	71,155	1,126,565
Ind personal exempt form 6 mills SET	0	0	0	0	0	0	0	0	0	0	0	0	0	0	0	0	0
Com. Personal Exempt from 12 mills sch op	334,100	2,005	0	2,339	0	0	47	1,576	337	858	0	0	0	1,720	602	11,489	
NON-PRE	12,008,643	72,052	216,156	0	84,061	0	1,681	56,638	12,118	30,821	0	0	0	163	61,871	21,629	557,130
Martin Schools Total	51,849,215	311,096	216,156	2,005	362,945	0	7,259	244,542	52,321	133,076	0	0	0	5,519	266,879	93,386	1,695,184
03020 Otsego Schools																	
PRE	0	0	0	0	0	0	0	0	0	0	0	0	0	15,224	0	0	15,224
Ind personal exempt form 6 mills SET	0	0	0	0	0	0	0	0	0	0	0	0	0	0	0	0	0
Com. Personal Exempt from 12 mills sch op	0	0	0	0	0	0	0	0	0	0	0	0	0	0	0	0	0
NON-PRE	636,053	3,816	10,983	0	5,400	0	89	3,000	642	1,632	0	0	0	1,944	3,274	1,146	31,926
Otsego Schools Total	636,053	3,816	10,983	0	5,400	0	89	3,000	642	1,632	0	0	0	1,944	3,274	1,146	47,150
Total Watson Township	76,288,764	457,732	282,537	2,877	28,038	604,210	10,680	359,810	76,983	195,802	0	19,920	0	118,557	392,673	137,404	2,687,223
Wayland Township																	
08050 Thornapple-Kellogg Sch.																	
PRE	994,691	5,868	0	0	9,599	1,699	85	5,331	1,051	0	0	0	0	5,120	1,792	30,645	
Ind personal exempt form 6 mills SET	0	0	0	0	0	0	0	0	0	0	0	0	0	0	0	0	0
Com. Personal Exempt from 12 mills sch op	0	0	0	0	0	0	0	0	0	0	0	0	0	0	0	0	0
NON-PRE	240,406	1,442	4,327	0	2,320	411	21	1,288	254	0	0	0	0	1,237	433	11,733	
Thornapple-Kellogg Schools Total	1,235,097	7,410	4,327	0	11,919	2,110	106	6,619	1,305	0	0	0	0	6,357	2,225	42,378	
03040 Wayland Schools																	
PRE	114,513,226	687,079	0	0	961,911	16,032	16,032	540,090	121,006	0	0	154,719	0	589,423	206,250	3,276,510	
Ind personal exempt form 6 mills SET	266,900	0	0	0	2,242	37	37	1,259	282	0	0	361	0	1,374	461	6,036	
Com. Personal Exempt from 12 mills sch op	15,903	0	15,903	0	22,264	371	371	12,501	2,801	0	0	3,581	0	13,643	4,774	91,741	
NON-PRE	36,737,968	220,424	661,273	0	308,594	5,143	5,143	173,268	38,820	0	0	49,636	0	189,095	66,168	1,712,421	
Wayland Schools Total	154,168,004	923,406	661,273	0	1,295,011	21,583	21,583	727,118	162,909	0	0	208,297	0	793,535	277,673	5,086,708	
Total Wayland Township	155,403,101	930,816	665,600	15,903	1,306,930	2,110	21,689	733,737	164,214	0	0	208,297	0	799,892	279,898	5,129,886	

**2022 ALLEGAN COUNTY
TABULATION OF ESTIMATED TAX DOLLARS
BY ASSESSING UNIT, SCHOOL DISTRICT, HOMESTEAD AND NON-HOMESTEAD**

UNITS	K-12 SCHOOLS				COLLEGE	INTERMEDIATE SCHOOLS		TWP/CITIES/VILLAGES		AUTHORITIES		AD VALOREM SPECIALS	COUNTY		TOTAL LEVY
	TOTAL TAXABLE	STATE EDUCATION TAX	NON-PRINCIPAL RESIDENCE TAX	COMMERCIAL PARTIAL SCH. OPERATING TAX		EXTRA VOTED TAXES	LMCC / GRCC	ALLOATED OPERATING	VOTED OPERATING	ALLOATED CHARTER	VOTED OPERATING		LIBRARY/ POOL/FIRE/ RANSIT VOTED	DEBT	
Allegan City															
03030 Allegan Schools	56,636,217	55	0	0	482,846	0	7,929	267,119	933,841	0	0	0	291,518	102,007	2,184,649
PRE	3,355,700	34,840	0	34,840	28,438	0	467	15,732	55,000	0	0	0	17,170	6,008	128,665
Ind personal exempt form 6 mills SET	5,806,600	449,940	0	49,504	49,504	0	813	27,386	95,742	0	0	0	29,888	10,458	293,655
Com. Personal Exempt from 12 mills sch op	74,989,954	449,940	1,349,819	34,840	639,319	0	10,489	353,683	1,236,464	0	0	0	385,988	135,064	4,692,301
NON-PRE	140,768,471	484,835	1,349,819	34,840	1,200,107	0	19,708	663,920	2,321,047	0	0	0	724,564	253,537	7,299,270
Total Allegan City	26,536,157	157,682	219,400	5,552	12,838	177,256	3,716	125,155	374,995	24,334	0	0	246,893	2,321,047	7,299,270
Fennville City															
03050 Fennville Schools	12,548,157	75,289	0	6,130	83,819	0	1,757	59,182	177,324	11,507	0	0	64,588	22,600	509,223
PRE	255,900	6,289	0	5,552	1,709	0	36	1,207	3,616	235	0	0	1,317	461	8,724
Ind personal exempt form 6 mills SET	1,048,100	76,104	219,400	512	7,001	0	147	4,943	14,811	961	0	0	5,385	1,868	48,086
Com. Personal Exempt from 12 mills sch op	12,694,000	76,104	219,400	5,552	84,727	0	1,776	59,823	179,244	11,631	0	0	65,287	22,845	734,136
NON-PRE	26,536,157	157,682	219,400	5,552	12,838	177,256	3,716	125,155	374,995	24,334	0	0	136,587	47,794	1,300,169
Total Fennville City	26,536,157	157,682	219,400	5,552	12,838	177,256	3,716	125,155	374,995	24,334	0	0	136,587	47,794	1,300,169
Holland City (excl. REZ)															
03100 Hamilton Schools	22,883,884	137,303	0	0	49,887	0	2,691	138,150	315,242	2,140	0	0	117,788	41,216	845,709
PRE	15,087,000	90,522	271,566	0	32,880	0	1,774	91,080	207,834	1,411	0	0	77,656	27,173	829,129
Ind personal exempt form 6 mills SET	8,642,700	682,842	0	682,842	18,841	0	1,016	52,176	119,059	808	0	0	44,486	15,566	267,547
Com. Personal Exempt from 12 mills sch op	113,806,948	910,667	271,566	682,842	248,099	0	13,384	687,053	1,567,770	10,641	0	0	585,787	204,978	4,888,749
NON-PRE	160,420,532	1,673,167	2,260,905	1,365,684	349,717	0	18,865	988,459	2,209,905	15,000	0	0	825,717	288,933	6,831,134
70020 Holland Schools															
PRE	140,577,395	843,464	0	166,148	664,931	0	16,532	848,686	1,936,552	13,144	0	0	723,580	253,194	6,002,500
Ind personal exempt form 6 mills SET	2,177,900	42,868	0	42,868	10,301	0	256	13,147	30,001	204	0	0	11,210	3,922	77,349
Com. Personal Exempt from 12 mills sch op	7,144,600	786,635	2,360,905	8,444	33,794	0	840	43,132	98,422	668	0	0	36,775	12,868	347,935
NON-PRE	131,139,144	1,673,167	2,360,905	154,593	620,288	0	15,422	791,687	1,806,534	12,262	0	0	361,275	139,072	7,960,002
Holland Schools Total	281,038,939	1,673,167	2,360,905	42,668	329,585	1,329,314	33,050	1,696,632	3,871,509	26,278	0	0	1,446,564	506,179	14,387,786
Total Holland City (excludes REZ)	441,459,471	2,583,834	2,632,071	725,710	329,585	1,679,031	51,915	2,665,091	6,081,414	41,278	0	0	2,272,281	795,112	21,216,920
Holland City Ren. Zone Hamilton Sch	27,582,658														
Holland City Ren. Zone Holland Sch	0														
Otsego City															
03020 Otsego Schools	66,640,380	399,842	0	0	565,777	0	9,330	314,303	742,720	178,176	0	0	343,011	120,026	2,774,325
PRE	550,200	2,665	0	2,339	4,671	0	77	2,595	6,132	1,471	0	0	2,832	991	19,604
Ind personal exempt form 6 mills SET	444,100	216,528	623,147	0	3,770	0	62	2,095	4,950	1,187	0	0	2,286	800	20,828
Com. Personal Exempt from 12 mills sch op	36,088,045	619,035	623,147	2,339	880,606	0	5,052	170,206	402,208	96,489	0	0	185,752	64,998	2,125,538
NON-PRE	103,722,725	619,035	623,147	2,339	880,606	0	14,521	489,199	1,156,010	277,323	0	0	533,881	186,815	4,940,295
Total Otsego City	103,722,725	619,035	623,147	2,339	880,606	0	14,521	489,199	1,156,010	277,323	0	0	533,881	186,815	4,940,295
Plainwell City															
03010 Plainwell Schools	55,796,812	334,421	0	0	588,023	0	7,803	262,877	796,423	72,458	0	0	286,889	100,388	2,573,402
PRE	1,069,300	17,417	0	17,417	11,281	0	150	5,043	15,279	1,390	0	0	5,504	1,926	42,955
Ind personal exempt form 6 mills SET	2,902,800	223,370	670,110	0	30,625	0	406	13,691	41,478	3,774	0	0	14,941	5,228	151,441
Com. Personal Exempt from 12 mills sch op	37,228,312	96,937,224	575,208	17,417	392,759	0	5,212	175,594	531,955	48,397	0	0	191,622	67,052	2,368,965
NON-PRE	96,937,224	575,208	670,110	17,417	1,022,688	0	13,571	457,195	1,385,135	126,019	0	0	498,956	174,594	5,156,763
Total Plainwell City	96,937,224	575,208	670,110	17,417	1,022,688	0	13,571	457,195	1,385,135	126,019	0	0	498,956	174,594	5,156,763
Saugatuck City															
03080 Saugatuck Schools	68,624,269	411,746	0	48,469	236,754	0	8,070	414,285	741,348	121,959	96,074	0	353,223	123,999	2,868,802
PRE	0	7,359	0	7,359	866	4,231	0	0	0	0	0	0	0	0	0
Ind personal exempt form 6 mills SET	1,226,500	737,078	2,211,234	0	423,820	0	144	7,404	13,250	2,180	1,717	0	6,313	2,209	54,559
Com. Personal Exempt from 12 mills sch op	122,846,915	192,697,084	2,211,234	7,359	136,101	664,805	14,447	116,332	3,087,109	218,322	171,985	0	632,315	221,258	6,938,900
NON-PRE	192,697,084	1,156,183	2,211,234	7,359	136,101	664,805	22,661	1,163,312	2,081,707	342,461	269,776	180,172	217,837	347,066	9,852,261
Total Saugatuck City	192,697,084	1,156,183	2,211,234	7,359	136,101	664,805	22,661	1,163,312	2,081,707	342,461	269,776	180,172	217,837	347,066	9,852,261

2022 ALLEGAN COUNTY TABULATION OF ESTIMATED TAX DOLLARS BY ASSESSING UNIT, SCHOOL DISTRICT, HOMESTEAD AND NON-HOMESTEAD																		
UNITS	K-12 SCHOOLS					COLLEGE		INTERMEDIATE SCHOOLS		TWP/CITIES/VILLAGES		AUTHORITIES		AD VALOREM SPECIALS		COUNTY		
	TOTAL TAXABLE	STATE EDUCATION TAX	NON-PRINCIPAL RESIDENCE TAX	COMMERCIAL PERSONAL PARTIAL SCH. OPERATING TAX	EXTRA VOTED TAXES	DEBT	LMCC / GRCC	ALLOCATED OPERATING	VOTED OPERATING	ALLOCATED CHARTER	VOTED OPERATING	DEBT	LIBRARY/POOL/FIRE/TRANSIT VOTED	DEBT	UNIT-WIDE ASSESSMENTS REAL PROP. ONLY	ALLOCATED OPERATING	COUNTY ROADS/SEWER	TOTAL LEVY
South Haven City																		
80010 South Haven Schools																		
PRE	1,475,054	8,850	0	0	0	6,638	3,342	207	9,843	14,450	8,290	0	0	0	7,592	2,657	61,869	
Ind Personal exempt from 6 mills SET	0	0	0	0	0	0	0	0	0	0	0	0	0	0	0	0	0	
Com. Personal Exempt from 12 mills sch op	0	0	0	0	0	0	0	0	0	0	0	0	0	0	0	0	0	
*NON-PRE	2,810,628	16,864	50,591	0	0	12,648	6,367	393	18,756	27,534	15,797	0	0	0	14,467	5,062	168,479	
South Haven Schools Total	4,285,682	25,714	50,591	0	0	19,286	9,709	600	28,599	41,984	24,087	0	0	0	22,059	7,719	230,348	
Total South Haven City	4,285,682	25,714	50,591	0	0	19,286	9,709	600	28,599	41,984	24,087	0	0	0	22,059	7,719	230,348	
Wayland City																		
03040 Wayland Schools																		
PRE	60,612,955	363,678	0	0	0	509,149	0	8,486	285,875	991,670	0	0	81,894	0	311,987	109,170	2,661,909	
Ind Personal exempt from 6 mills SET	1,237,400	10,394	0	0	0	10,394	0	173	5,836	20,245	0	0	1,672	0	6,369	2,229	46,918	
Com. Personal Exempt from 12 mills sch op	3,597,300	21,284	0	0	0	29,797	0	497	16,730	55,036	0	0	4,793	0	18,259	6,389	177,069	
*NON-PRE	68,319,564	409,917	1,229,752	0	0	573,884	0	9,565	322,222	1,117,756	0	0	92,307	0	351,654	123,050	4,230,107	
Wayland Schools Total	133,717,219	794,879	1,229,752	21,284	0	1,123,224	0	18,721	630,663	2,187,707	0	0	180,666	0	688,269	240,838	7,116,003	
Total Wayland City	133,717,219	794,879	1,229,752	21,284	0	1,123,224	0	18,721	630,663	2,187,707	0	0	180,666	0	688,269	240,838	7,116,003	
City of the Village of Douglas																		
03030 Saugatuck Schools																		
PRE	84,607,910	507,647	0	59,759	291,897	0	9,950	510,778	1,106,824	1,106,824	0	0	79,108	26,228	435,494	152,387	3,180,072	
Ind Personal exempt from 6 mills SET	39,500	0	0	28	136	0	5	238	517	517	0	0	37	12	203	71	1,247	
Com. Personal Exempt from 12 mills sch op	914,900	5,489	0	5,489	3,156	0	108	5,523	11,967	11,967	0	0	855	284	4,709	1,648	39,874	
*NON-PRE	114,360,497	686,163	2,058,489	80,773	394,544	0	13,449	690,394	1,496,041	1,496,041	0	0	106,927	35,452	588,636	205,975	6,366,272	
Saugatuck Schools Total	199,922,707	1,199,299	2,058,489	5,489	141,206	689,733	0	23,512	1,206,933	2,615,349	0	0	186,927	61,976	1,029,042	360,081	9,587,465	
Total City of the Village of Douglas	199,922,707	1,199,299	2,058,489	5,489	141,206	689,733	0	23,512	1,206,933	2,615,349	0	0	186,927	61,976	1,029,042	360,081	9,587,465	
Village Levies Only																		
Hopkins Village Levies Only	13,168,243	0	0	0	0	0	0	0	0	71,486	22,643	0	0	0	0	0	94,129	
Martin Village Levies Only	10,597,651	0	0	0	0	0	0	0	0	91,933	0	0	0	0	0	0	91,933	
VILLAGE TOTALS	23,765,894	0	0	0	0	0	0	0	0	163,419	22,643	0	0	0	0	0	186,062	
COUNTY TOTAL* (excluding REZ & senio	5,832,190,589	34,164,423	33,678,429	1,050,722	1,990,021	36,039,199	853,440	756,452	#####	#####	#####	#####	#####	#####	#####	#####	#####	
(REZ value)																		

* REZ Value	43,467,952
Holland City	43,467,952
Total REZ Taxable Value	43,467,952

**2022 ALLEGAN COUNTY
SCHOOL TAX DOLLARS BY DISTRICT (excluding REZ)**

DISTRICT/UNIT	STATE EDUCATION TAX	NON- PRINCIPAL RESIDENCE TAX	COMMERCIAL PERSONAL	EXTRA VOTED TAXES	DEBT	TOTAL LEVY
03030 ALLEGAN SCHOOLS						
Allegan Township	1,024,160	829,296	7,577	0	1,483,080	3,344,113
Cheshire Township	361,028	375,200	971	0	518,716	1,255,915
Heath Township	174,404	101,855	44	0	248,126	524,429
Lee Township	740	512	0	0	1,052	2,304
Monterey Township	174,151	113,037	2,621	0	247,791	537,600
Otsego Township	63,809	20,847	660	0	90,666	175,982
Trowbridge Township	499,538	369,582	6,613	0	712,427	1,588,160
Valley Township	553,102	465,904	865	0	785,903	1,805,774
Watson Township	33,937	5,396	0	0	48,221	87,554
Allegan City	484,835	1,349,819	34,840	0	1,200,107	3,069,601
03030 SCHOOL TOTALS	3,369,704	3,631,448	54,191	0	5,336,089	12,391,432
80090 BLOOMINGDALE SCHOOLS						
Casco Township	10,932	18,231	0	0	14,029	43,192
Cheshire Township	90,082	95,207	5	0	115,605	300,899
Lee Township	394,335	584,507	956	0	506,293	1,486,091
80090 SCHOOL TOTALS	495,349	697,945	961	0	635,927	1,830,182
41040 BYRON CENTER SCHOOLS						
Dorr Township	678	0	0	110	1,168	1,955
41040 SCHOOL TOTALS	678	0	0	110	1,168	1,955
41050 CALEDONIA SCHOOLS						
Leighton Township	748,453	333,263	753	0	873,195	1,955,664
41050 SCHOOL TOTALS	748,453	333,263	753	0	873,195	1,955,664
08010 DELTON-KELLOGG SCHOOLS						
Gun Plain Township	2,656	1,519	0	0	2,170	6,345
08010 SCHOOL TOTALS	2,656	1,519	0	0	2,170	6,345
03050 FENNVILLE SCHOOLS						
Casco Township	67,013	44,503	0	5,456	74,605	191,577
Clyde Township	410,066	438,883	803	33,387	456,526	1,339,664
Ganges Township	1,136,532	1,498,098	3,415	92,533	1,265,448	3,996,026
Lee Township	47,286	70,603	0	3,850	52,644	174,383
Manlius Township	304,608	151,281	189	24,799	339,120	819,997
Saugatuck Township	557,387	642,909	407	45,382	620,539	1,866,624
Valley Township	14,272	21,189	42	1,162	15,922	52,587
Fennville City	157,682	219,400	5,552	12,838	177,256	572,728
03050 SCHOOL TOTALS	2,694,846	3,086,866	10,408	219,407	3,002,060	9,013,586
03440 GLENN SCHOOLS						
Casco Township	0	0	0	0	0	0
Ganges Township	344,555	635,657	314	0	53,980	1,034,506
03440 SCHOOL TOTALS	344,555	635,657	314	0	53,980	1,034,506
80110 GOBLES SCHOOLS						
Trowbridge Township	718	16	0	240	1,077	2,051
80110 SCHOOL TOTALS	718	16	0	240	1,077	2,051
03100 HAMILTON SCHOOLS (excl. REZ)						
Fillmore Township	808,037	591,290	15,586	0	294,033	1,708,946
Heath Township	808,825	448,480	11,402	0	341,723	1,610,430
Laketown Township	1,016,633	546,725	1,894	0	370,662	1,935,914
Manlius Township	484,236	206,331	1,021	0	176,041	867,629
Monterey Township	55,322	32,157	328	0	20,100	107,907
Overisel Township	773,170	358,951	2,504	0	354,620	1,489,245
Salem Township	505,907	335,416	4,386	0	183,814	1,029,523
Saugatuck Township	40,163	41,683	241	0	14,593	96,680
Holland City (excl. REZ)	910,667	271,566	682,842	0	349,717	2,214,792
03100 SCHOOL TOTALS	5,402,960	2,832,599	720,204	0	2,105,303	11,061,066

**2022 ALLEGAN COUNTY
SCHOOL TAX DOLLARS BY DISTRICT (excluding REZ)**

DISTRICT/UNIT	STATE EDUCATION TAX	NON- PRINCIPAL RESIDENCE TAX	COMMERCIAL PERSONAL	EXTRA VOTED TAXES	DEBT	TOTAL LEVY
70020 HOLLAND SCHOOLS						
Laketown Township	1,198,137	1,251,440	2,449	236,013	944,531	3,632,570
Holland City	1,673,167	2,360,505	42,868	329,585	1,329,314	5,735,439
70020 SCHOOL TOTALS	2,871,304	3,611,945	45,317	565,598	2,273,845	9,368,009
03070 HOPKINS SCHOOLS						
Allegan Township	1,718	0	0	443	2,961	5,122
Dorr Township	507,431	128,764	1,322	130,664	874,474	1,642,655
Hopkins Township	483,186	205,146	4,074	124,420	832,951	1,649,777
Monterey Township	367,176	181,470	833	94,548	641,774	1,285,801
Salem Township	650,374	440,607	4,277	167,471	1,121,390	2,384,119
Watson Township	108,883	50,002	872	28,038	187,644	375,439
03070 SCHOOL TOTALS	2,118,768	1,005,989	11,378	545,584	3,661,194	7,342,913
70190 HUDSONVILLE SCHOOLS						
Salem Township	14,520	3,313	0	2,310	16,941	37,084
70190 SCHOOL TOTALS	14,520	3,313	0	2,310	16,941	37,084
03060 MARTIN SCHOOLS						
Gun Plain Township	54,746	13,768	0	0	63,871	132,385
Hopkins Township	4,149	131	0	0	4,840	9,120
Martin Township	620,897	376,272	3,903	0	725,268	1,726,340
Otsego Township	6,030	2,607	0	0	7,035	15,672
Watson Township	311,096	216,156	2,005	0	362,945	892,202
03060 SCHOOL TOTALS	996,918	608,934	5,908	0	1,163,959	2,775,719
03020 OTSEGO SCHOOLS (excl.REZ)						
Otsego Township	1,111,457	863,178	24,200	0	1,576,590	3,575,425
Trowbridge Township	42,157	10,954	0	0	59,653	112,764
Watson Township	3,816	10,983	0	0	5,400	20,199
Otsego City (exc.REZ)	619,035	623,147	2,339	0	880,606	2,125,127
03020 SCHOOL TOTALS	1,776,465	1,508,262	26,539	0	2,522,249	5,833,515
03026 OTSEGO SCH-MARTIN DEBT						
Otsego Township	1,274	0	0	0	1,487	2,761
03026 SCHOOL TOTALS	1,274	0	0	0	1,487	2,761
03010 PLAINWELL SCHOOLS (excl.REZ)						
Gun Plain Township	1,476,019	1,192,666	15,068	0	2,596,199	5,279,952
Martin Township	15,498	6,724	0	0	27,251	49,473
Otsego Township	88,558	99,577	5,608	0	155,715	349,458
Plainwell City (excl.REZ)	575,208	670,110	17,417	0	1,022,688	2,285,423
03010 SCHOOL TOTALS	2,155,283	1,969,077	38,093	0	3,801,853	7,964,306
03080 SAUGATUCK SCHOOLS						
Laketown Township	759,926	846,265	674	89,456	436,957	2,133,278
Saugatuck Township	1,746,672	2,222,477	8,898	205,612	1,004,336	5,187,995
Saugatuck City	1,156,183	2,211,234	7,359	136,101	664,805	4,175,682
City of the Village of Douglas	1,199,299	2,058,489	5,489	141,206	689,733	4,094,216
03080 SCHOOL TOTALS	4,862,080	7,338,465	22,420	572,375	2,795,831	15,591,171
80010 SOUTH HAVEN SCHOOLS						
Casco Township	1,565,453	2,612,228	2,075	0	1,174,089	5,353,845
South Haven City	25,714	50,591	0	0	19,286	95,591
80010 SCHOOL TOTALS	1,591,167	2,662,819	2,075	0	1,193,375	5,449,436
08050 THORNAPPLE-KELLOGG SCHOOLS						
Leighton Township	129,275	120,078	14	0	210,371	459,738
Wayland Township	7,410	4,327	0	0	11,919	23,656
08050 SCHOOL TOTALS	136,685	124,405	14	0	222,290	483,394
03040 WAYLAND SCHOOLS (excl. REZ)						
Dorr Township (excl. REZ)	1,358,221	842,676	52,305	0	1,905,918	4,159,120
Hopkins Township	130,994	92,349	1,354	0	183,391	408,088
Leighton Township (excl. REZ)	1,003,484	696,276	19,619	0	1,409,416	3,128,795
Wayland Township	923,406	661,273	15,903	0	1,295,011	2,895,593
Wayland City	794,879	1,229,752	21,284	0	1,123,224	3,169,139
03040 SCHOOL TOTALS	4,210,984	3,522,326	110,465	0	5,916,960	13,760,735
70350 ZEELAND SCHOOLS						
Fillmore Township	69,809	12,698	0	15,965	86,679	185,151
Overisel Township	162,851	64,105	1,682	37,242	202,208	468,088
Salem Township	136,396	26,778	0	31,191	169,359	363,724
70350 SCHOOL TOTALS	369,056	103,581	1,682	84,398	458,246	1,016,963
GRAND TOTALS	34,164,423	33,678,429	1,050,722	1,990,021	36,039,199	106,922,794

2022 ALLEGAN COUNTY
INTERMEDIATE SCHOOL & COMMUNITY COLLEGE
TAX DOLLARS BY DISTRICT (excludes *REZ)

DISTRICT	ALLOCATED/ OPERATING	VOTED OPERATING	TOTAL LEVY
ALLEGAN AREA EDUCATIONAL SERVICE AGENCY			
03030 ALLEGAN SCHOOLS	87,625	2,952,016	3,039,641
03050 FENNVILLE SCHOOLS	61,715	2,079,119	2,140,834
03440 GLENN SCHOOLS	8,039	270,843	278,882
03070 HOPKINS SCHOOLS	49,572	1,669,986	1,719,558
03060 MARTIN SCHOOLS	23,279	784,243	807,522
03020 OTSEGO SCHOOLS (excl.REZ)	41,621	1,402,173	1,443,794
03010 PLAINWELL SCHOOLS (excl.REZ)	50,450	1,699,626	1,750,076
03040 WAYLAND SCHOOLS (excl. REZ)	98,615	3,322,231	3,420,846
ALLEGAN TOTALS	420,916	14,180,237	14,601,153
BARRY INTERMEDIATE			
08010 DELTON-KELLOGG SCHOOLS	51	933	984
BARRY TOTALS	51	933	984
KENT INTERMEDIATE			
41040 BYRON CENTER SCHOOLS	10	605	615
41050 CALEDONIA SCHOOLS	10,678	668,506	679,185
08050 THORNAPPLE-KELLOGG SCHOOLS	1,972	123,449	125,421
KENT TOTALS	12,660	792,561	805,221
OTTAWA INTERMEDIATE			
70020 HOLLAND SCHOOLS	56,533	2,902,157	2,958,690
03100 HAMILTON SCHOOLS (excl. REZ)	113,566	5,830,139	5,943,705
70190 HUDSONVILLE SCHOOLS	285	14,610	14,895
03080 SAUGATUCK SCHOOLS	95,301	4,892,300	4,987,601
70350 ZEELAND SCHOOLS	7,233	371,333	378,566
OTTAWA TOTALS	272,918	14,010,539	14,283,457
VAN BUREN INTERMEDIATE			
80090 BLOOMINGDALE SCHOOLS	11,561	551,126	562,687
80110 GOBLES SCHOOLS	17	799	816
80010 SOUTH HAVEN SCHOOLS	20,917	997,039	1,017,956
VAN BUREN TOTALS	32,495	1,548,964	1,581,459
INTERMEDIATE SCHOOLS TOTALS	739,040	30,533,234	31,272,274
GRAND RAPIDS COMM. COLLEGE			
41040 BYRON CENTER SCHOOLS	193		193
41050 CALEDONIA SCHOOLS	213,121		213,121
08050 THORNAPPLE-KELLOGG SCHOOLS	39,355		39,355
GRAND RAPIDS COMM. COLLEGE TOTAL	252,669		252,669
LAKE MICHIGAN COMM. COLLEGE			
80010 SOUTH HAVEN SCHOOLS	338,472		338,472
LAKE MICHIGAN COMM. COLLEGE TOTAL	338,472	0	338,472
COMMUNITY COLLEGE TOTALS	591,141	0	591,141
GRAND TOTAL	1,330,181	30,533,234	31,863,415

2022 ALLEGAN COUNTY
LIBRARIES - AUTHORITIES and AD VALOREM SPECIAL ASSESSMENTS
TAX DOLLARS BY DISTRICT (excludes *REZ)

DISTRICT	TOTAL OPERATING	DEBT	TOTAL LEVY
LIBRARIES			
ALLEGAN DISTRICT LIBRARY	1,079,123	0	1,079,123
HENIKA DISTRICT LIBRARY (less REZ)	395,224	61,976	457,200
OTSEGO PUBLIC DISTRICT LIBRARY	305,824	173,820	479,644
RANSOM DISTRICT LIBRARY	517,215	267,968	785,183
SAUGATUCK-DOUGLAS DISTRICT LIBRARY	340,746	242,830	583,576
FENVILLE DISTRICT LIBRARY	349,682	0	349,682
HOPKINS DISTRICT LIBRARY	106,234	0	106,234
TOTAL LIBRARIES	3,094,048	746,594	3,840,642
AUTHORITIES			
HOLLAND AREA COMMUNITY SWIMMING POOL AUTHORITY	609,412	679,618	1,289,030
INTERURBAN TRANSIT AUTHORITY	391,662	0	391,662
MACATAWA AREA EXPRESS (MAX)	174,509	0	174,509
TOTAL AUTHORITIES	1,175,583	679,618	1,855,200
AD VALORIM SPECIAL ASSESSMENTS			
SAUGATUCK SPECIAL ASSESSMENT FIRE DISTRICT	49,782	0	49,782
LEE TOWNSHIP SPECIAL ASSESSMENT FIRE DISTRICT	18,997	0	18,997
WATSON SPECIAL ASSESSMENT FIRE DISTRICT	49,782	0	49,782
TOTAL UNIT-WIDE AD VALOREM SPECIAL ASSESSMENTS	\$118,562	\$0	\$118,562
GRAND TOTAL	4,388,192	1,426,212	5,814,404

DEPARTMENT OF TREASURY

STATE TAX COMMISSION

Apportionment Report from efile

**STATEMENT SHOWING TAXABLE VALUATIONS AND MILLS APPORTIONED BY THE COUNTY
BOARD OF COMMISSIONERS OF ALLEGAN COUNTY FOR THE YEAR 2022**

**Apportionment Report from State of Michigan
2022**

(A) County Name	(B) Taxable Value	(C) County Allocated Rate / SET	(D) Est. County Allocated / SET Tax Dollars	(F) Est. County EV Oper. Tax Dollars	(G) Total County Debt Rate	(H) Est. County Debt Tax Dollars	(I) Total Est. County Tax Dollars	(BB) Total RenZone Taxable Value
Allegan	\$ 5,808,450,046	5.1472	\$ 29,897,254	\$ 10,461,599	0.0000	\$ -	\$ 40,358,853	\$ 23,740,543
STATE ED. TAX	\$ 5,720,513,046	6.0000	\$ 34,323,078	\$ 0.0000	0.0000	\$ -	\$ -	\$ -

(J) Local Unit Name Townships Cities Villages Listed Alphabetically	(K) Taxable Value	(L) Total Allocated / Charter Rate	(M) Est. Local Allocated / Charter Tax Dollars	(O) Est. Local EV / GL Oper. Tax Dollars	(P) Total Debt Rate	(Q) Est. Local Debt Tax Dollars	(R) Total Est. Local Tax Dollars	(KK) Total RenZone Taxable Value
TOWNSHIPS								
Allegan	\$ 174,246,533	1.0483	\$ 182,663	\$ 634,710	0.0000	\$ -	\$ 817,373	\$ -
Casco	\$ 273,899,404	1.0471	\$ 286,800	\$ 1,598,806	0.0000	\$ -	\$ 1,885,606	\$ -
Cheshire	\$ 75,857,218	1.0359	\$ 78,580	\$ 378,831	0.0000	\$ -	\$ 457,411	\$ -
Clyde	\$ 66,344,247	1.2204	\$ 83,407	\$ 4,3251	0.0000	\$ -	\$ 379,003	\$ -
Dorr	\$ 311,579,814	0.7198	\$ 224,275	\$ 1,229,712	0.0000	\$ -	\$ 1,453,987	\$ -
Fillmore	\$ 146,512,271	1.0599	\$ 155,288	\$ 863,080	0.0000	\$ -	\$ 1,018,348	\$ -
Ganges	\$ 246,869,613	0.4839	\$ 119,460	\$ 3,2440	0.0000	\$ -	\$ 920,305	\$ -
Gun Plain	\$ 255,652,349	2.6208	\$ 670,014	\$ 1,9223	0.0000	\$ -	\$ 1,161,454	\$ -
Heath	\$ 185,857,966	1.0487	\$ 194,909	\$ 41,107	0.0000	\$ -	\$ 1,014,673	\$ -
Hopkins	\$ 103,079,867	1.0462	\$ 107,842	\$ 2,0556	0.0000	\$ -	\$ 319,733	\$ -
Laketown	\$ 498,372,405	1.0000	\$ 498,372	\$ 1,477,006	0.0000	\$ -	\$ 1,973,378	\$ -
Lee	\$ 73,756,869	1.0265	\$ 75,711	\$ 3,3558	0.0000	\$ -	\$ 323,225	\$ -
Leighton	\$ 314,329,885	1.0463	\$ 328,863	\$ 2,47513	0.0000	\$ -	\$ 1,416,025	\$ -
Manlius	\$ 131,520,800	1.0614	\$ 139,596	\$ 1,087,141	0.0000	\$ -	\$ 824,543	\$ -
Martin	\$ 106,192,662	1.0603	\$ 112,596	\$ 684,947	0.0000	\$ -	\$ 716,195	\$ -
Monterey	\$ 100,352,415	1.0408	\$ 104,447	\$ 603,599	0.0000	\$ -	\$ 591,618	\$ -
Osseo	\$ 212,311,414	1.0643	\$ 225,963	\$ 4,8546	0.0000	\$ -	\$ 686,271	\$ -
Overisel	\$ 189,811,495	0.7600	\$ 144,257	\$ 472,308	0.0000	\$ -	\$ 1,406,503	\$ -
Salem	\$ 217,922,291	1.0700	\$ 233,177	\$ 1,282,246	0.0000	\$ -	\$ 1,515,344	\$ -
Saugatuck	\$ 390,703,886	1.0281	\$ 401,683	\$ 2,0936	0.0000	\$ -	\$ 1,219,660	\$ -
Lee	\$ 90,711,171	1.0360	\$ 93,977	\$ 314,614	0.0000	\$ -	\$ 408,590	\$ -
Trowbridge	\$ 94,567,399	1.0327	\$ 97,660	\$ 364,255	0.0000	\$ -	\$ 461,914	\$ -
Valley	\$ 76,288,764	1.0091	\$ 76,983	\$ 195,803	0.0000	\$ -	\$ 272,766	\$ -
Watson	\$ 155,403,101	1.0567	\$ 164,214	\$ -	0.0000	\$ -	\$ 164,214	\$ -
Wayland								
CITIES								
Allegan	\$ 140,768,471	16.4884	\$ 2,321,047	\$ -	0.0000	\$ -	\$ 2,321,047	\$ -
Fennville	\$ 26,536,157	11.2770	\$ 299,248	\$ 100,081	0.0000	\$ -	\$ 399,329	\$ -
Holland	\$ 417,718,928	13.7757	\$ 5,754,371	\$ 0,0935	0.0000	\$ -	\$ 5,793,427	\$ 23,740,543
Osseo	\$ 103,722,725	11.1452	\$ 1,156,011	\$ 2,6737	0.0000	\$ -	\$ 1,433,334	\$ -
Plainwell	\$ 96,937,224	14.2890	\$ 1,385,136	\$ 126,018	0.0000	\$ -	\$ 1,511,154	\$ -
Plainwell	\$ 133,717,219	16.3607	\$ 2,187,707	\$ 0.0000	0.0000	\$ -	\$ 2,187,707	\$ -
Saugatuck	\$ 192,697,084	10.8030	\$ 2,081,707	\$ 342,461	0.0000	\$ 269,776	\$ 2,693,944	\$ -
South Haven	\$ 4,285,682	9.7964	\$ 41,984	\$ 24,087	0.0000	\$ -	\$ 66,072	\$ -
Village of Douglas	\$ 199,922,707	13.0818	\$ 2,615,349	\$ 0.0000	0.0000	\$ -	\$ 2,615,349	\$ -
VILLAGES								
HOPKINS	\$ 14,040,541	5.4287	\$ 76,222	\$ 24,143	0.0000	\$ -	\$ 100,365	\$ -
MARTIN	\$ 11,386,954	8.6748	\$ 96,780	\$ 0.0000	0.0000	\$ -	\$ 96,780	\$ -

**Apportionment Report from State of Michigan
2022**

(A) Local K12 School District Name	(B) Total Taxable Value	(C) Total Non-Homestead Taxable Value	(D) Total Commercial Personal Taxable Value	(E) HH / Supplemental Rate	(F) Est. HH / Supplemental Tax Dollars	(G) Non Homestead Operating Rate	(H) Est. NH Operating Tax Dollars	(I) Total Debt / Sinking Fund / Bldg Site Rate	(J) Est. HH / Sinking Fund / Bldg Site Tax Dollars	(K) Total Recreational Rate	(L) Est. Recreational Tax Dollars	(M) Total Est. Local K12 School Tax Dollars	(NB) Total RecZone Taxable Value	(N) Non Homestead Comm. Pers. Operating Rate
ALLEGAN PUBLIC SCHOOLS	\$ 625,904,983	\$ 201,747,086	\$ 9,031,900	0.0000	\$ -	18.0000	\$ 3,685,639	8.5264	\$ 5,336,090	0.0000	\$ -	\$ 9,021,728	\$ -	6.0000
BLOOMINGDALE PUBLIC SCH DIST	\$ 82,897,897	\$ 40,604,618	\$ 184,500	0.0000	\$ -	17.2124	\$ 699,965	7.0000	\$ 635,928	0.0000	\$ -	\$ 1,335,792	\$ -	6.0000
CALEDONIA COMMUNITY SCHOOLS	\$ 124,742,125	\$ 18,514,617	\$ 1,255,500	0.0000	\$ -	18.0000	\$ 334,016	7.0000	\$ 873,195	0.0000	\$ -	\$ 1,207,211	\$ -	6.0000
DELTON KELLOGG SCHOOL DIST	\$ 442,735	\$ 84,400	\$ -	0.0000	\$ -	18.0000	\$ 1,519	4.9000	\$ 2,169	0.0000	\$ -	\$ 3,689	\$ -	6.0000
FENNVILLE PUBLIC SCHOOLS	\$ 449,423,714	\$ 178,456,380	\$ 1,864,800	0.0000	\$ -	17.2974	\$ 3,097,274	6.6798	\$ 3,002,061	0.4885	\$ 219,543	\$ 6,318,678	\$ -	5.2974
GANGES SCHOOL DISTRICT NO.4	\$ 57,425,710	\$ 35,314,269	\$ 52,300	0.0000	\$ -	17.3738	\$ 613,824	0.9400	\$ 53,960	0.0000	\$ -	\$ 667,804	\$ -	5.3738
GOBLES PUBLIC SCHOOL DIST	\$ 941,193,661	\$ 243,671,930	\$ 14,604,600	0.0000	\$ -	18.0000	\$ 16	11.0000	\$ 2,136	0.0000	\$ -	\$ 1,332	\$ -	6.0000
HUNTSVILLE COMMUNITY SCHOOLS	\$ 440,784,272	\$ 200,665,592	\$ 7,562,700	0.0000	\$ -	18.0000	\$ 4,477,390	5.0119	\$ 2,103,171	0.0000	\$ -	\$ 6,580,561	\$ 23,740,343	6.0000
HULLAND CITY SCHOOL DISTRICT	\$ 354,980,697	\$ 55,896,243	\$ 1,896,500	0.0000	\$ -	18.0000	\$ 3,657,267	5.9119	\$ 2,842,018	0.0000	\$ -	\$ 6,499,278	\$ -	6.0000
HUDSONVILLE PUBLIC SCH DIST	\$ 2,420,068	\$ 184,075	\$ -	0.0000	\$ -	18.0000	\$ 1,017,367	11.8850	\$ 4,208,249	0.0000	\$ -	\$ 5,225,616	\$ -	6.0000
MARTIN PUBLIC SCHOOLS	\$ 166,279,678	\$ 33,829,686	\$ 984,600	0.0000	\$ -	18.0000	\$ 3,313	7.9542	\$ 19,250	0.0000	\$ -	\$ 22,563	\$ -	6.0000
OTSEGO PUBLIC SCHOOLS	\$ 297,084,527	\$ 86,726,569	\$ 5,038,400	0.0000	\$ -	18.0000	\$ 614,842	7.0000	\$ 1,163,958	0.0000	\$ -	\$ 1,778,800	\$ -	6.0000
PLAINWELL COMMUNITY SCHOOLS	\$ 360,365,199	\$ 109,393,191	\$ 6,348,800	0.0000	\$ -	17.2674	\$ 1,524,116	8.4900	\$ 2,522,248	0.0000	\$ -	\$ 4,046,384	\$ -	5.2674
SAUGATUCK PUBLIC SCHOOLS	\$ 810,986,168	\$ 407,692,513	\$ 3,736,600	0.0000	\$ -	17.0298	\$ 1,894,877	10.5500	\$ 3,801,853	0.0000	\$ -	\$ 5,696,730	\$ -	5.0298
SOUTH HAVEN PUBLIC SCHOOLS	\$ 285,194,359	\$ 147,694,407	\$ 345,900	0.0000	\$ -	18.0000	\$ 7,860,885	3.9165	\$ 3,175,498	0.2378	\$ 192,710	\$ 10,729,693	\$ -	6.0000
SOUTH HAVEN COMMUNITY SCHOOLS	\$ 23,111,666	\$ 6,911,421	\$ 21,400	0.0000	\$ -	18.0000	\$ 2,664,994	6.5000	\$ 1,155,375	0.0000	\$ -	\$ 3,820,369	\$ -	6.0000
TR-HOPKINS BYRON CENTER	\$ 212,391	\$ -	\$ -	0.0000	\$ -	18.0000	\$ 1,241,420	11.3094	\$ 222,178	0.0000	\$ -	\$ 344,376	\$ -	6.0000
TR-HOPKINS MARTIN DEBT	\$ 704,400,018	\$ 195,674,552	\$ 18,410,800	0.0000	\$ -	17.2674	\$ -	7.0000	\$ 1,487	0.0000	\$ -	\$ 1,487	\$ -	6.0000
WAYLAND UNION SCHOOLS	\$ 61,509,502	\$ 5,754,481	\$ 281,400	0.0000	\$ -	18.0000	\$ 3,632,697	8.4302	\$ 5,916,960	0.0000	\$ 24,106	\$ 647,506	\$ -	6.0000
ZEELAND PUBLIC SCHOOLS	\$ 61,509,502	\$ 5,754,481	\$ 281,400	0.0000	\$ -	18.0000	\$ 1,052,263	8.4302	\$ 5,161,537	0.3919	\$ -	\$ 647,506	\$ -	6.0000

**Apportionment Report from State of Michigan
2022**

(A) Community College Name	(B) Taxable Value	(C) Total Operating Rate	(D) Est. Community College Oper. Tax Dollars	(E) Total Debt Rate	(F) Est. Community College Debt Tax Dollars	(G) Est. Total Community College Tax Dollars	(BB) Total RenZone Taxable Value		
GRAND RAPIDS CC	\$ 147,890,377	1.7085	\$ 252,671	0.0000	\$ -	\$ 252,671	\$ -		
LAKE MICHIGAN CC	\$ 265,194,359	2.2654	\$ 600,771	0.0000	\$ -	\$ 600,771	\$ -		

(H) Intermediate School District Name	(I) Taxable Value	(J) ISD Allocated Rate	(K) Est. ISD Allocated Tax Dollars	(L) ISD Total EV Operating Rate	(M) Est. ISD EV Operating (Spec Ed/VocEnh) Tax Dollars	(N) ISD Total Debt Rate	(O) Est. ISD Debt Tax Dollars	(P) Est. Total ISD Tax Dollars	(II) Total RenZone Taxable Value
ALLEGAN	\$ 3,015,176,897	0.1400	\$ 422,125	4.7164	\$ 14,220,780	0.0000	\$ -	\$ 14,642,905	\$ -
BARRY	\$ 442,735	0.1138	\$ 50	2.1063	\$ 933	0.0000	\$ -	\$ 983	\$ -
KENT	\$ 147,890,377	0.0856	\$ 12,659	5.3591	\$ 792,559	0.0000	\$ -	\$ 805,219	\$ -
OTTAWA	\$ 2,297,038,020	0.1176	\$ 270,132	6.0370	\$ 13,887,870	0.0000	\$ -	\$ 14,158,002	\$ 23,740,543
VAN BUREN	\$ 347,902,017	0.1400	\$ 48,706	6.6732	\$ 2,321,620	0.0000	\$ -	\$ 2,370,326	\$ -

**Apportionment Report from State of Michigan
2022**

(A) Authority (Dist. Libraries, DDAs, Transit, Metro, Fire, etc.)	(B) Taxable Value	(C) Total Operating Rate	(D) Est. Authority Oper. Tax Dollars	(E) Total Debt Rate	(F) Est. Authority Debt Tax Dollars	(G) Est. Total Authority Tax Dollars	(BB) Total RenZone Taxable Value
LIBRARY - ALLEGAN	\$ 615,270,211	1.7539	\$ 1,079,122	0.0000	\$ -	\$ 1,079,122	\$ -
LIBRARY - FENNIVILLE	\$ 615,649,421	0.5600	\$ 344,764	0.0000	\$ -	\$ 344,764	\$ -
LIBRARY - HENIKA	\$ 287,885,223	1.3511	\$ 388,962	0.0000	\$ -	\$ 388,962	\$ -
LIBRARY - HERRICK DIST. ALLEGAN CO.	\$ 496,372,405	1.4091	\$ 699,438	0.0000	\$ -	\$ 699,438	\$ -
LIBRARY - HOPKINS	\$ 192,801,021	0.5510	\$ 106,233	0.0000	\$ -	\$ 106,233	\$ -
LIBRARY - OTSEGO DIST. ALLEGAN CO.	\$ 316,034,139	0.9677	\$ 305,826	0.5500	\$ 173,819	\$ 479,645	\$ -
LIBRARY - RANSOM ALLEGAN CO.	\$ 352,589,573	1.4669	\$ 517,214	0.7600	\$ 267,968	\$ 785,182	\$ -
LIBRARY - SAUGATUCK/DOUGLAS	\$ 783,323,677	0.4350	\$ 340,746	0.3100	\$ 242,830	\$ 583,576	\$ -
POOL - HOLLAND ALLEGAN CO.	\$ 480,728,279	0.9505	\$ 456,932	1.0600	\$ 509,572	\$ 966,504	\$ -
TRANSIT - INTERURBAN ALLEGAN CO.	\$ 783,323,677	0.5000	\$ 391,662	0.0000	\$ -	\$ 391,662	\$ -
TRANSIT - MACATAWA AREA EXPRESS (MAX) ALLEGAN CO.	\$ 417,718,928	0.3953	\$ 165,124	0.0000	\$ -	\$ 165,124	\$ 23,740,543

APPORTIONMENT REPORT FROM STATE OF MICHIGAN

2022

Local Municipality (Twp/City/Vlg)	ALL Purpose(s) of Qualifying Special Assessment Millage Rates for the Local Municipality Listed	Total of All Special Assessment Rates Levied UNITWIDE
Lee	Fire – 119	5.0000
Saugatuck	Fire – 119	2.2000
Watson	Fire/Police/Ems Combined - 120	1.0000
Saugatuck	Fire – 119	2.2000
Village of Douglas	Fire – 119	2.2000